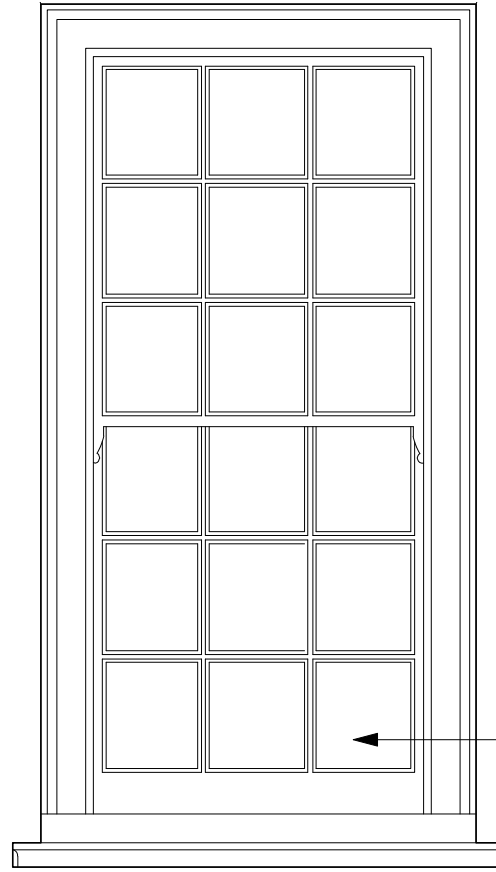


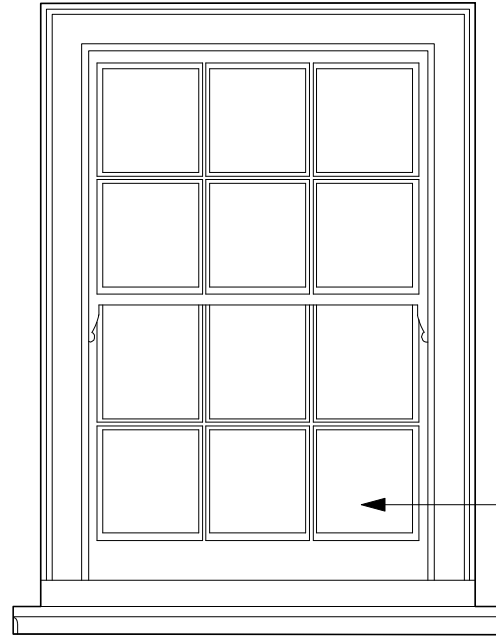
New Window Types to replicate existing design.
See 175_PL_09 and 175_PL_10 for further technical information and section details.

TYPE 1



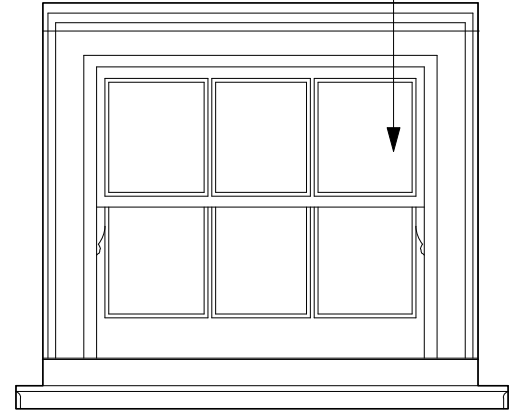
New Window Types to replicate existing design.
See 175_PL_09 and 175_PL_10 for further technical information and section details.

TYPE 2



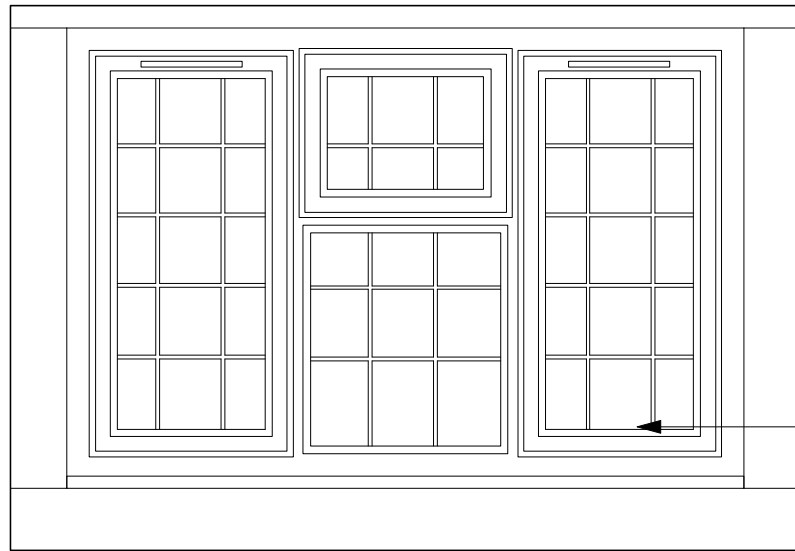
New Window Types to replicate existing design.
See 175_PL_09 and 175_PL_10 for further technical information and section details.

TYPE 3




New Window Types to replicate existing design.
See 175_PL_09 and 175_PL_10 for further technical information and section details.

TYPE 4



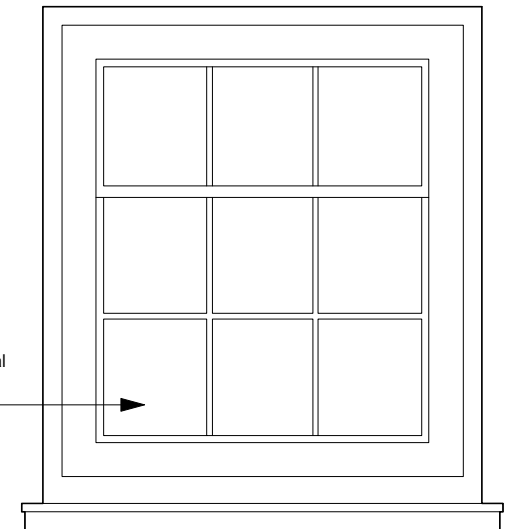
New Window Types to replicate existing design.
See 175_PL_09 and 175_PL_10 for further technical information and section details.

TYPE 5



New Window Types to replicate existing design.
See 175_PL_09 and 175_PL_10 for further technical information and section details.

TYPE 6



New Window Types to replicate existing design.
See 175_PL_09 and 175_PL_10 for further technical information and section details.

TYPE 7

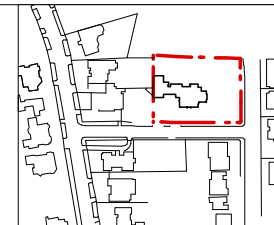


A Proposed Window Types
PL_14 1:20@A3_1:10@A1

Notes
Setting out and all G.A. drawings prepared from survey information provided by others.
All setting out must be checked on site
All levels must be checked on site and refer to
Distance Datum Newlyn unless alternative Datum given
All fixings and weatherings must be checked on site
All dimensions must be checked on site
This drawing must not be scaled
This drawing must be read in conjunction with the relevant specification clauses
This drawing must not be used for land transfer purposes
This drawing must not be used on site unless issued for construction

Revisions

Information contained within this drawing is the sole copyright of 21st Architecture Ltd. and is not to be reproduced without express permission. No implied licence exists. This drawing not to be used for land transfer or valuation purposes. Do not scale from this drawing. All dimensions & levels are to be checked on site by the contractor. Issued for purposes indicated only. Drawing errors and omissions to be reported to the architect.



Client
Blarney Land Services LTD
Project
1 Templewood Gardens
London NW3 7XB
Drawing Title
Proposed Window Types



Status
Planning
Scale
1:10@A1_1:20@A3
Drawn
JSP
Checked
TJS
Date
June 2014
Revision
175_PL_14