

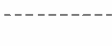
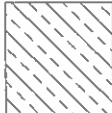


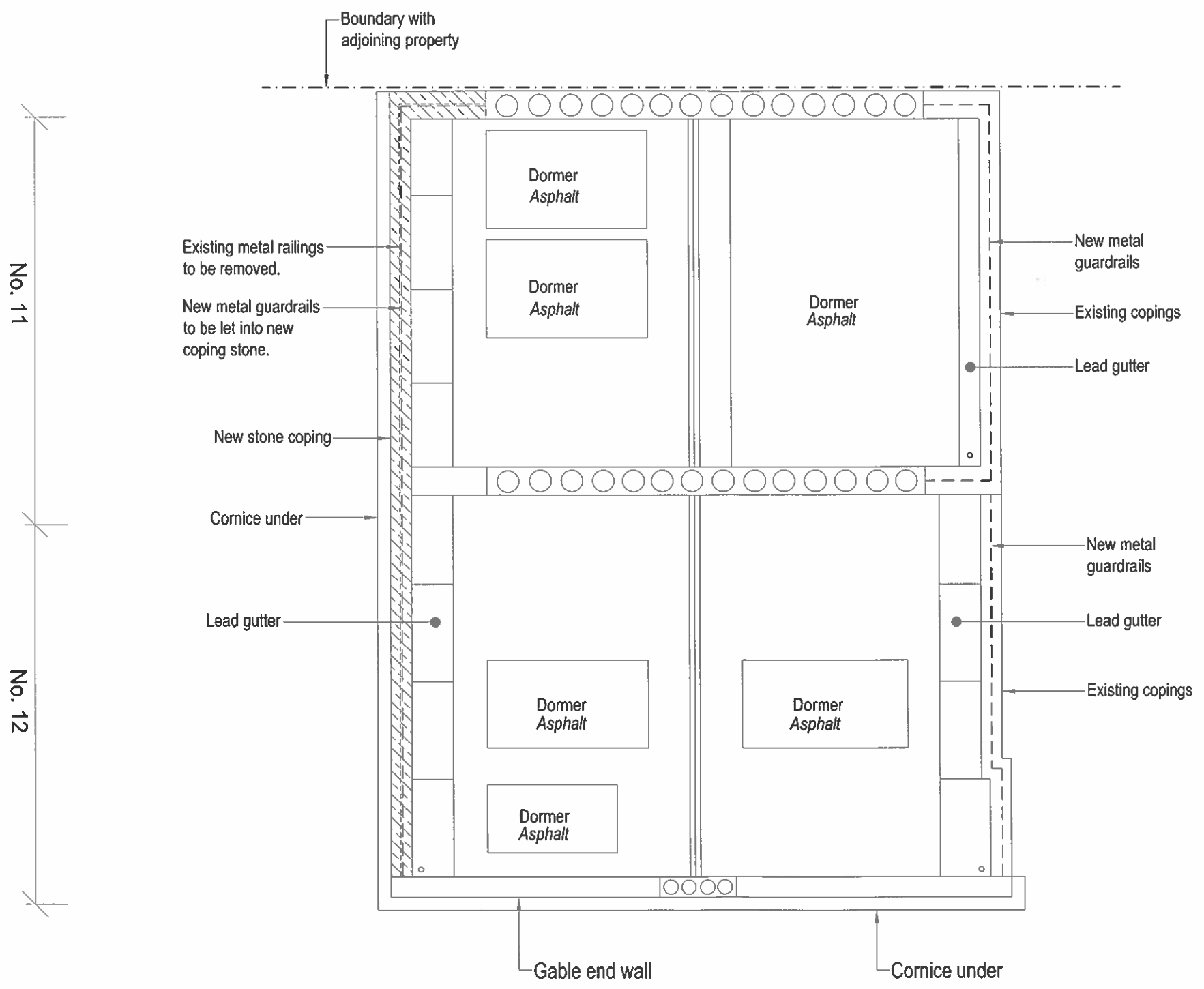
General Note:
This drawing is not to be scaled electronically or otherwise. It is the contractor's responsibility to both check and take dimensions before putting any work in hand.

Note: Contractor to take all measurements from the existing buildings.

Revision:

Legend:

-  Area of new lead weathering to existing copings at roof level. Refer to drawing 1408/C/001 for details.
-  Line of new railings let into coping at parapet level- refer to drawing 1408/C/001.
-  Existing metal railings at parapet level to be removed according to schedule.
-  New coping stone.



Project
Passfield Halls
Facade Repairs

Client
London School of Economics

Drawing
Roof Plan
Endsleigh Annex
AS PROPOSED

Scale Approx 1:50@A1/ 1:100@A3
Date June 2014

MOLYNEUX KERR
ARCHITECTS

Unit 14, 112 Teberrade Street
London, EC2A 4LE
Tel No: 020 7250 3330
Fax No: 020 7250 3334

Drawing Number **1408 - 052**