

## Design Statement – Proposed Garden Main Entrance Gates

Since the indicative landscaping proposals submitted at planning (April 2013) the applicant has revised the design of the Garden Main Entrance Gates. These amendments have had regard to the comments raised by London Borough of Camden Parks Officers at the time of the original application (comments from J. Gibbons 15/05/2013).

### Original Indicative Proposals (April 2013)

The indicative landscaping proposals submitted at planning proposed a new wider main entrance to the Gardens. The proposed design comprised wide leaf gates with two wide low arches. See Viewpoint 1 of enclosed plan 1488.P111 Cartwright Gardens Community Use.

### LB Camden Parks Comments

On the indicative proposals, LB Camden Parks Officers advised (15.05.2013):

“A wider, more welcoming, main entrance is also welcomed, although there are concerns regarding the illustrated design (wide leaf gates and two wide low arches). It is important that the treatment of this entrance is of a scale appropriate to the site, in keeping with historical character of the space, and also that it does not compromise the security of the space by making it easier to scale the railings”.

### Revised Proposals Submitted Pursuant to Condition 5

The revised proposals continue to propose a wider, more welcoming, main entrance allowing greater access with the proposed installation of 2 new entrance gates.

The gates are now proposed to match the existing boundary treatment of the park to complement the park's scale and historic context.

Each double swing gate will be constructed of identical railings which are square in section and have pointed finials that currently run on the perimeter of the park (painted in black).

Each double swing gate when fully opened will provide an entry clearance of 5 metres. These entry points use a set of hexagonal posts which define each opening and are identical in design to the existing which are currently used to the parks single swing gates.

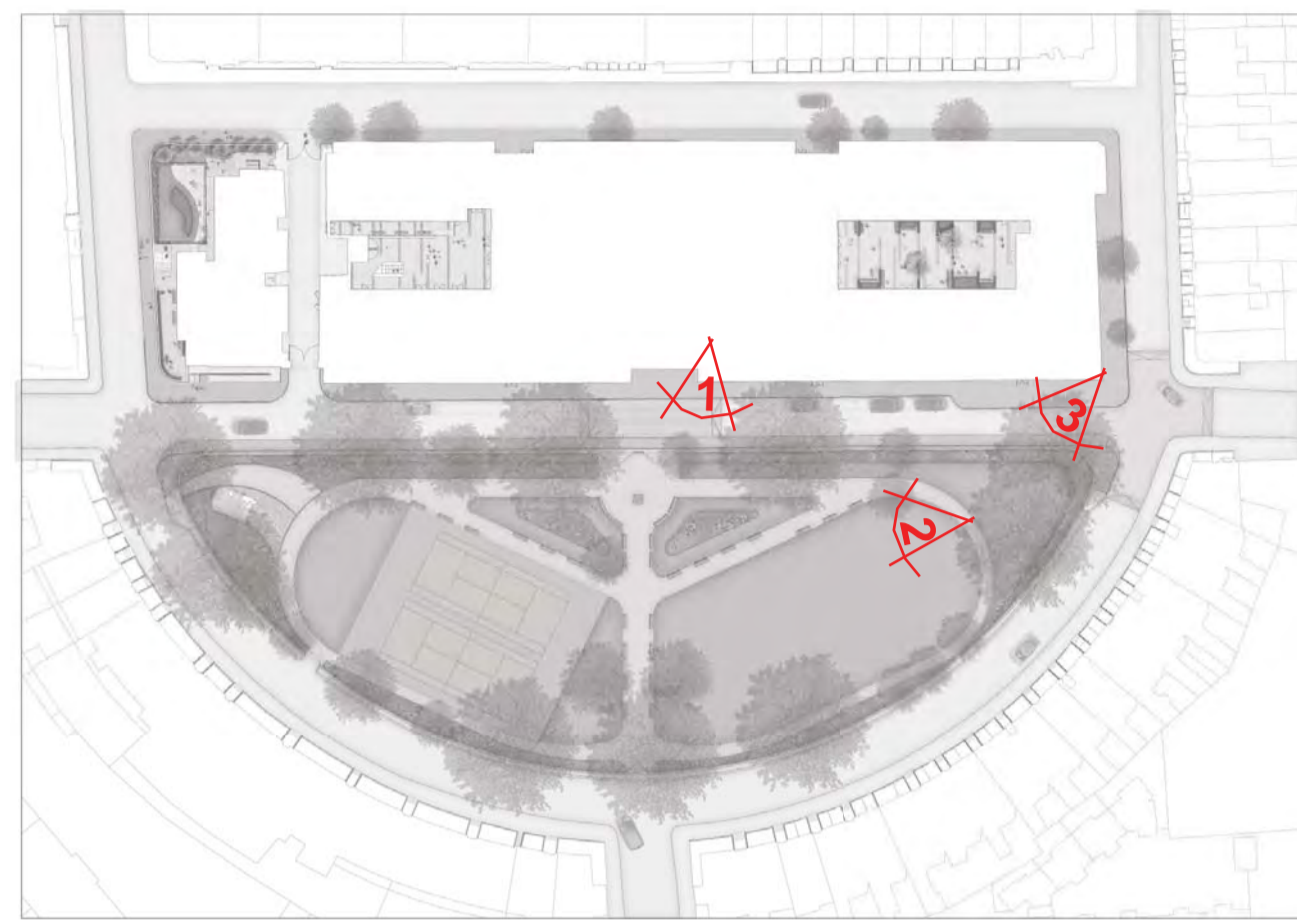
When the park is closed a sliding bar connecting the two swings and secured by a heavy duty padlock and key comes into play. Each swing will also have a dead bolt into a ground stone / slab flush to the parks finished surface and again secured by a heavy duty padlock and key. This same system will be implemented when the gate swings are open. The height of the gates is as per existing to also ensure that the existing levels of security are retained in the new proposals.

The existing concrete up-stand below the railings will be sensitively refurbished and cut out where new openings are formed.

tp Bennett drawing ref: A10417 D2156 I1 (enclosed) provides a plan and elevation of the revised entrance gate railing.



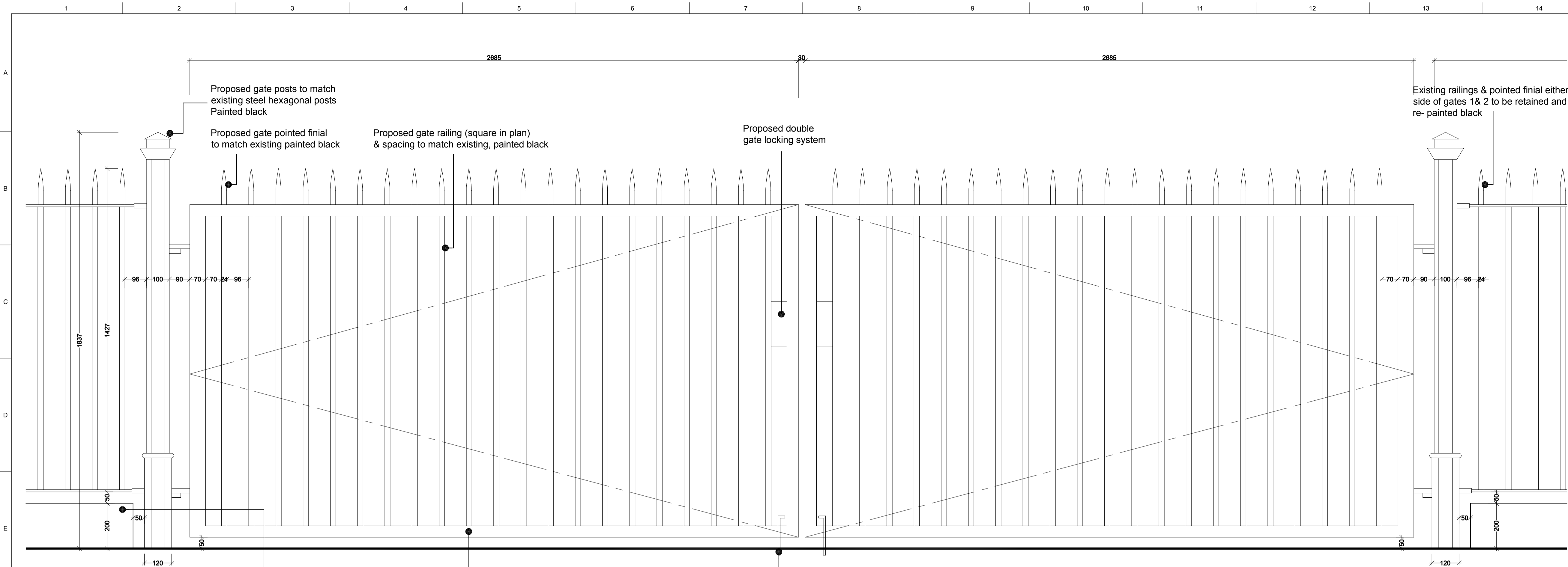
VIEWPOINT 1 - FROM PROPOSED MAIN ENTRANCE GATE - CARTWRIGHT GARDENS



VIEWPOINT 2 - PROPOSED PATH THROUGH GARDENS TOWARDS MAIN PATH, WITH PLANTING BEDS



VIEWPOINT 3 - POTENTIAL EVENTS AREA FROM CORNER OF MARCHMONT ST & CARTWRIGHT GARDENS

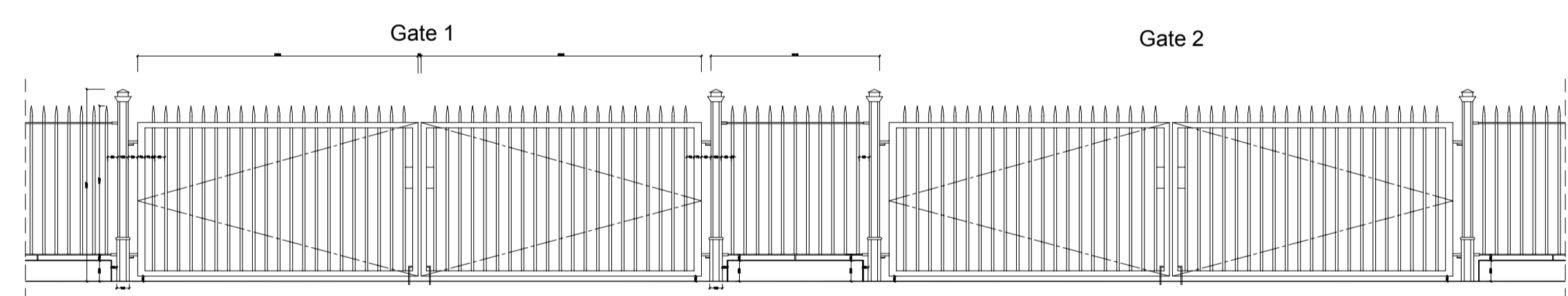


Proposed Elevation Garden Entrance Gate scale 1:10

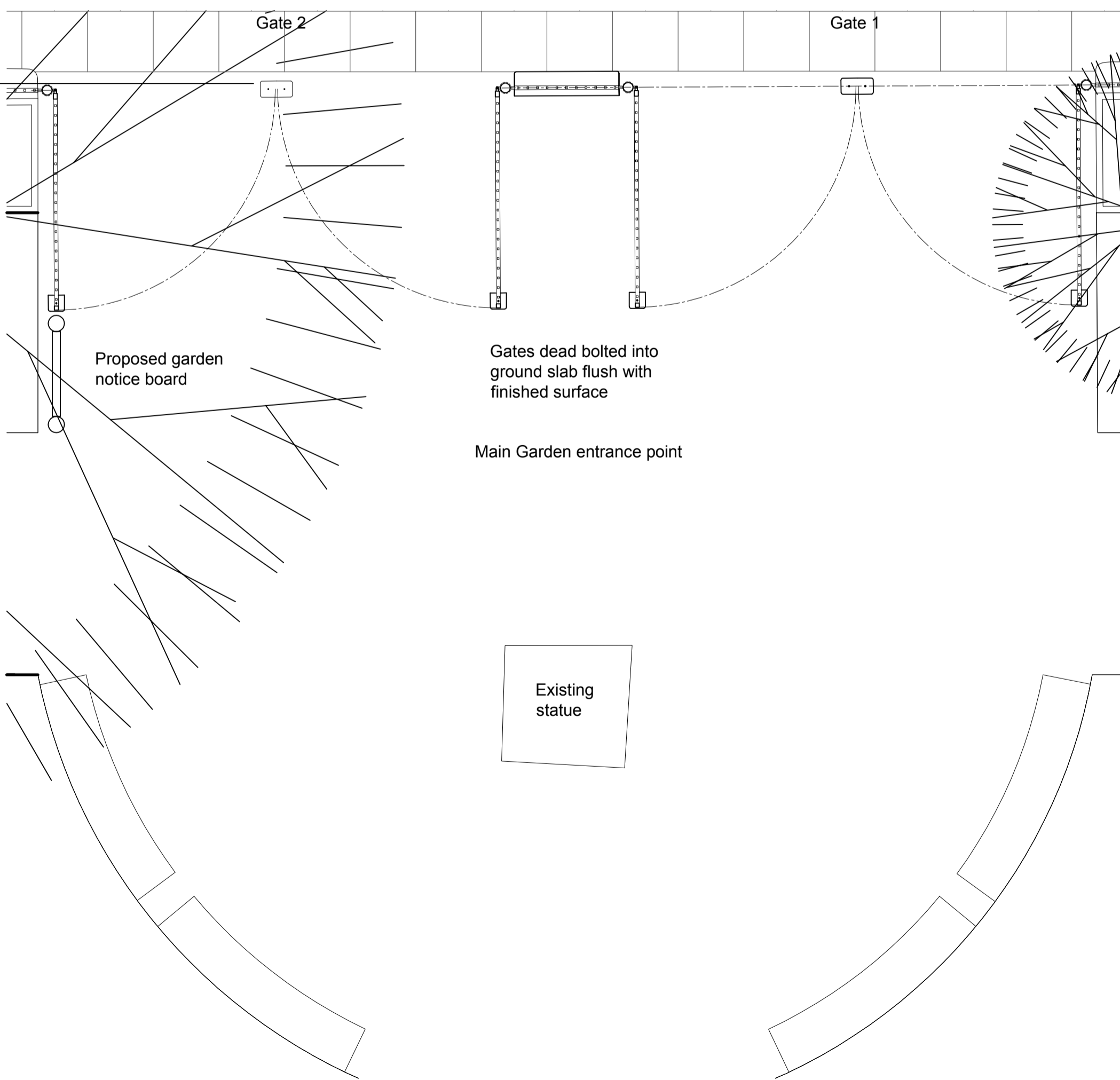
Existing concrete upstand to be retained except at new double gate opening

Proposed gate steel support frame 50mm box section Painted black

Gate Dead bolt into ground slab flush with proposed surface



Proposed Elevation of Garden Entrance Gates 1&2 scale 1:50



Proposed site plan Garden Entrance Gates scale 1:50



Existing Garden Entrance Gate & railings



Existing Garden updated, railings & pointed finial



Existing Garden pointed finial

CLIENT  
 STRUCTURAL ENGINEER  
 SERVICES ENGINEER  
 CONSULTANT

KEY PLAN

NOTES:  
 DO NOT SCALE. FIGURED DIMENSIONS ONLY TO BE TAKEN FROM THIS DRAWING. CHECK DIMENSIONS ON SITE AND REPORT DISCREPANCIES TO THE ARCHITECT.  
 THIS DRAWING IS PROTECTED BY COPYRIGHT.  
 ALL AREAS HAVE BEEN MEASURED FROM CURRENT DRAWINGS. THEY MAY VARY BECAUSE OF (EG) SURVEY, DESIGN DEVELOPMENT, CONSTRUCTION TOLERANCES, STATUTORY REQUIREMENTS OR RE-DEFINITION OF THE AREAS TO BE MEASURED.  
 DRAWING TO READ IN CONJUNCTION WITH DRAWING: A10417 D2155

No.	Date	Comment	Issue Status	Drawn	CHKD
11	27.05.14	Issued for Information		JN	RM

Issue Status  
**For Information**  
**tp bennett**  
 architecture  
 interiors  
 planning  
 One America Street London SE1 ONE UK +44 (0) 20 7208 2000 www.tpbenett.com  
 London Moscow Abu Dhabi New York

Project  
**University of London**  
**Cartwright Gardens, London**

Drawing Title  
**Garden Entrance Gates & Railings**  
**Plan & Elevation**

Drawn	Date	Scale @ A1	Alt. Ref.
JN	27.05.14	1:10 & 1:50	

tp bennett Project No.	Drawing Number	Rev
A10417	D 2156	11