




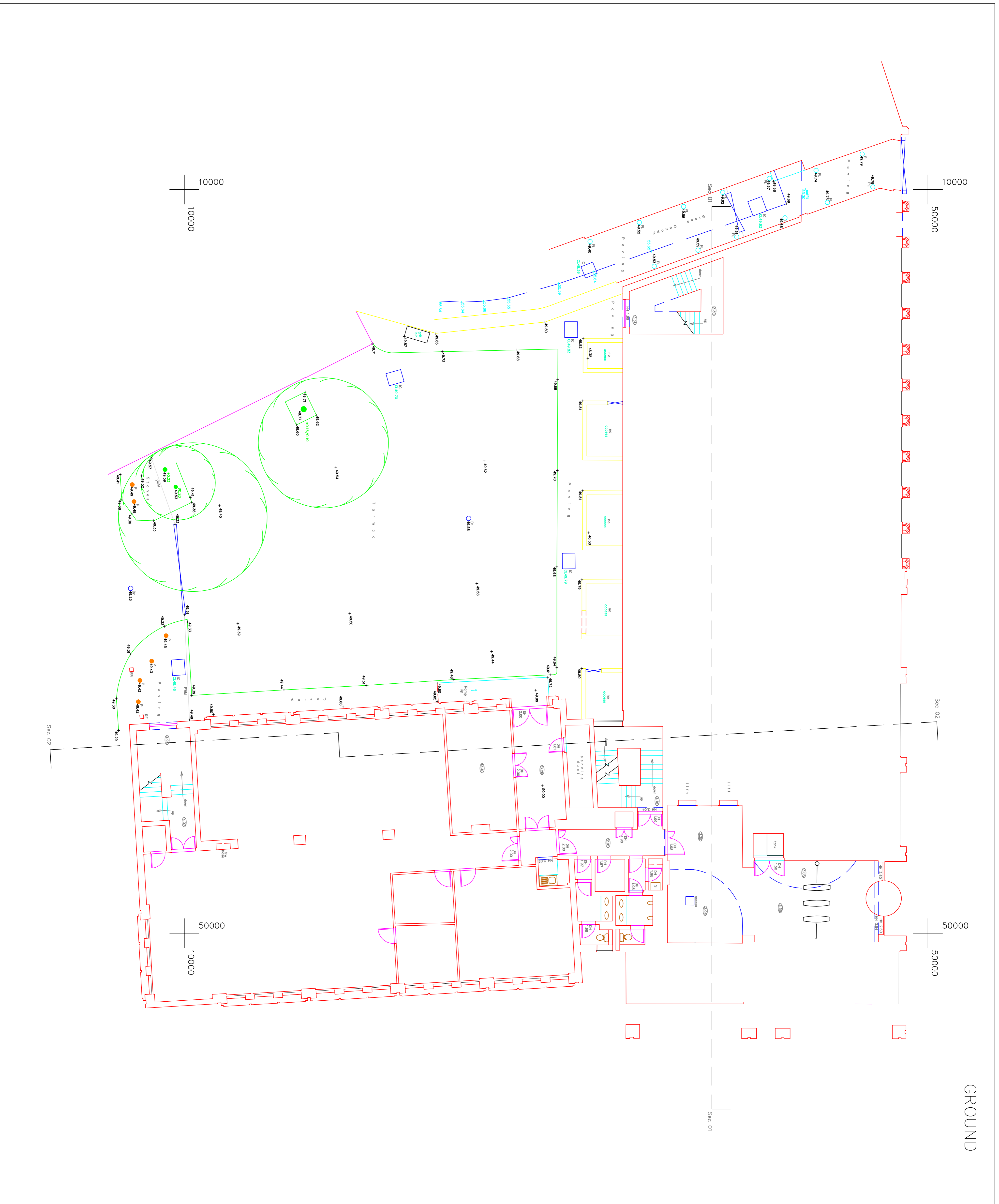


- THIS DRAWING IS COPYRIGHT AND SHOULD NOT BE DISTRIBUTED, REPRODUCED, AMENDED OR ACCEPTED IN ANY WAY OR ANY FORMAT WITHOUT THE WRITTEN PERMISSION FROM BKR FLOORPLANS.
1. DO NOT SCALE. WORK TO FIGURED DIMENSIONS ONLY. ALL DIMENSIONS CHECK ALL DIMENSIONS ON SITE PRIOR TO THE COMMENCEMENT OF WORK AND REPORT ALL ERRORS & OMISSIONS TO THE ARCHITECT OR ENGINEER.
2. THE LOCATIONS AND SIZES OF SERVICES, VOIDS AND DUCTS ON THIS DRAWING ARE APPROXIMATE. CHECK ALL DIMENSIONS ON THE DRAWING TO THE RELEVANT SERVICE ENGINEERS DRAWINGS FOR THE FINAL DESIGN AND DIMENSIONS.

## Legend

CH	ceiling height		step up
SH	sill height		slope up
H	head height		stair break
WH	window height		detail level
DH	door height		spot level
SC	structural ceiling		
FC	false ceiling		
IC	inspection chamber		
D	drain		
RWP	rain water pipe		
SVP	soil vent pipe		

## GROUND



Rev	Date
R1	23.01.13
Datum level confirmed. Additional levels shown. Ordinance survey with or inserted as best fit.	

## BKR Surveys

**BKR**

Phone: 0845 257 2023  
 Fax: 0845 257 2024  
 Email: info@bkrfloorplans.co.uk  
 web: www.bkrfloorplans.co.uk

Sunnyhill House  
 3-7 Sunnyhill Road  
 London  
 SW16 2UG

Client

Stride Treglown

Project  
 203 High Holborn  
 London WC1V 7BD

Drawing  
 EXISTING  
 GROUND FLOOR  
 Phase 2

DWG: HH203 - 1212 - 002  
 Rev R1

DRAWN: CS

CHECKED: CS

SCALE: 1:100 @ A1

SCALE WITH CAUTION AS DISTORTION CAN OCCUR