

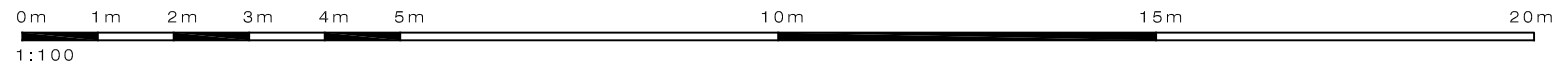


01 Basement Plan
 scale: 1:100 14_04

EXISTING WALLS 
 NEW WALLS 



PLEASE NOTE:

- All dimensions to be checked on site before fabrication.
- Contractor to refer to engineers drawings before proceeding with works.
- All drawings and designs are covered by design right (intellectual property), and may not be distributed, copied or issue without written permission of the architect.
- All design concepts are the sole property of the architect and no adaptations, reproductions or copies may be made without written permission of the architect.
- These drawings are subject to any variation required or recommendation by any statutory authority, or for the better carrying out of the works.
- Samples to be provided by contractor for the architect approval.
- All finishes to architect satisfaction.
- All drawings to be approved by the architect before construction.

ADDITIONAL NOTES:

Rev	Issued for	Date	By	Issued	Rev	Issued for	Date	By	Issued

Client
 PRIVATE CLIENT

Architect
SCHNEIDER DESIGNERS
 architecture design interiors
 15 Eldon Grove, London NW3 5PT
 Tel: +44 (0) 20 7435 7105
 architects@schneiderdesigners.co.uk
 www.schneiderdesigners.co.uk

Project
 14 ELDON GROVE
 NW3 5PT

Title
 Proposed
 Basement Plan

Status
 Planning Application

Scale	1:100 @ A3	Drawn	IN	Issued	IN	Date	08-Jul-14
Drawing No	APL-112						
Project No	14_04	Revision	00				