

EXTERNAL LIGHT FITTINGS.

ACCESS ROAD

TYPE EX.5.
TYPE EX.4.

EXTERNAL SOFFIT @ 2ND FL. SLAB

EXTERNAL SOFFIT @ 1ST. FL. SLAB.

MEZZANINE CEILING PLAN

- 1 DO NOT SCALE THIS DRAWING
- 2 CONTRACTORS MUST VERIFY ALL DIMENSIONS ON SITE BEFORE COMMENCING ANY WORKS OR SHOP DRAWINGS. NOTIFY ARCHITECT IMMEDIATELY OF ANY DISCREPANCIES
- 3 ALL DRAWINGS TO BE READ IN CONJUNCTION WITH ARCHITECT'S SPECIFICATIONS AND SCHEDULES
- 4 ALL SHOP DRAWINGS TO BE SUBMITTED TO THE ARCHITECT FOR COMMENT PRIOR TO FABRICATION
- 5 ALL DIMENSIONS ARE TO ELEMENTS OF STRUCTURE
- 6 FOR DIMENSIONS READ IN CONJUNCTION WITH LEVEL BELOW AND SECOND FLOOR PLAN

- External light fittings - Led strips, recessed
- External light fittings - Led strips, surface
- External light fittings - Led strips, directional
- External light fittings - Led strips, directional - double
- External light fittings - Led strips, directional - double (with beam spreader)
- External light fittings - Led strips, directional - double (with beam spreader) - recessed
- External light fittings - Led strips, directional - double (with beam spreader) - recessed (with beam spreader)
- External light fittings - Led strips, directional - double (with beam spreader) - recessed (with beam spreader) - recessed
- External light fittings - Led strips, directional - double (with beam spreader) - recessed (with beam spreader) - recessed
- External light fittings - Led strips, directional - double (with beam spreader) - recessed (with beam spreader) - recessed
- External light fittings - Led strips, directional - double (with beam spreader) - recessed (with beam spreader) - recessed
- External light fittings - Led strips, directional - double (with beam spreader) - recessed (with beam spreader) - recessed
- External light fittings - Led strips, directional - double (with beam spreader) - recessed (with beam spreader) - recessed
- External light fittings - Led strips, directional - double (with beam spreader) - recessed (with beam spreader) - recessed
- External light fittings - Led strips, directional - double (with beam spreader) - recessed (with beam spreader) - recessed
- External light fittings - Led strips, directional - double (with beam spreader) - recessed (with beam spreader) - recessed

Revision	By	Date	Description
1	KS		Issue for construction

PROPOSED HOLIDAY INN HOTEL
SUFFOLK WHARF
CAMDEN, LONDON

SPLENDID HOTEL COMPANY

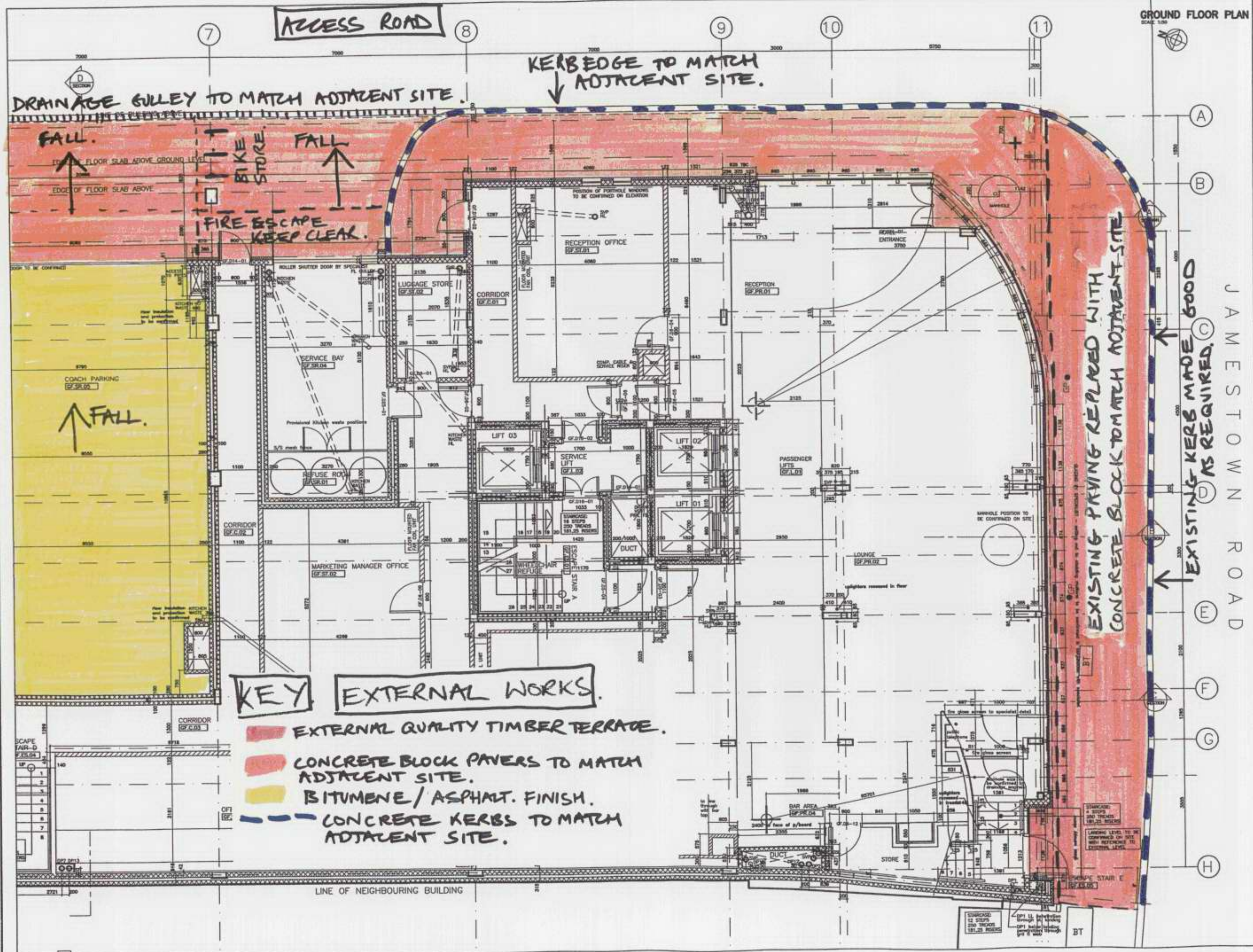
PROPOSED MEZZANINE FLOOR
REFLECTED CEILING PLAN

CONSTRUCTION				
Scale	Date	Drawn	Checked	
1:50	JUNE 2001	KS		
Job Ref	Drawing No	Revision No		
HOT-CAM	WD1-513(B)	2		

GREENEARCH architects
24 Abchurch Lane
London EC4A 3DF

NOTE: For Ceiling Types read in conjunction with Ceiling Schedule WD4 - 405

↑ ADJACENT SITE ↑



GROUND FLOOR PLAN
SCALE 1:50

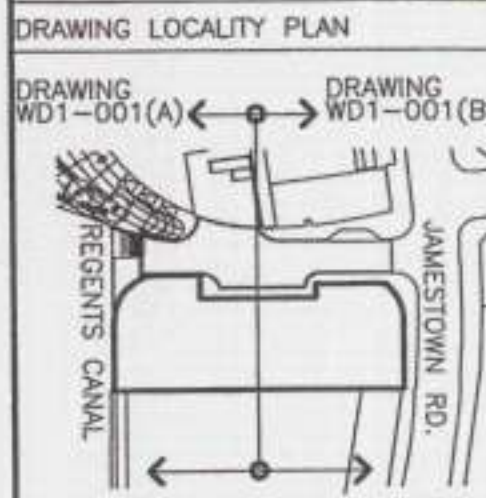
KEY EXTERNAL WORKS.

- EXTERNAL QUALITY TIMBER TERRACE.
- CONCRETE BLOCK PAVERS TO MATCH ADJACENT SITE.
- BITUMENE / ASPHALT. FINISH.
- CONCRETE KERBS TO MATCH ADJACENT SITE.

EXISTING PAVING REPLACED WITH
 CONCRETE BLOCK TO MATCH ADJACENT SITE
 EXISTING KERB MADE 6000
 AS REQUIRED.

- 1 DO NOT SCALE THIS DRAWING
- 2 CONTRACTORS MUST VERIFY ALL DIMENSIONS ON SITE BEFORE COMMENCING ANY WORKS OR SHOP DRAWINGS. NOTIFY ARCHITECT IMMEDIATELY OF ANY DISCREPANCIES
- 3 ALL DRAWINGS TO BE READ IN CONJUNCTION WITH ARCHITECT'S SPECIFICATIONS AND SCHEDULES
- 4 ALL SHOP DRAWINGS TO BE SUBMITTED TO THE ARCHITECT FOR COMMENT PRIOR TO FABRICATION
- 5 ALL DIMENSIONS ARE TO ELEMENTS OF STRUCTURE
- 6 FOR DIMENSIONS READ IN CONJUNCTION WITH LEVEL, BELOW AND SECOND FLOOR PLAN

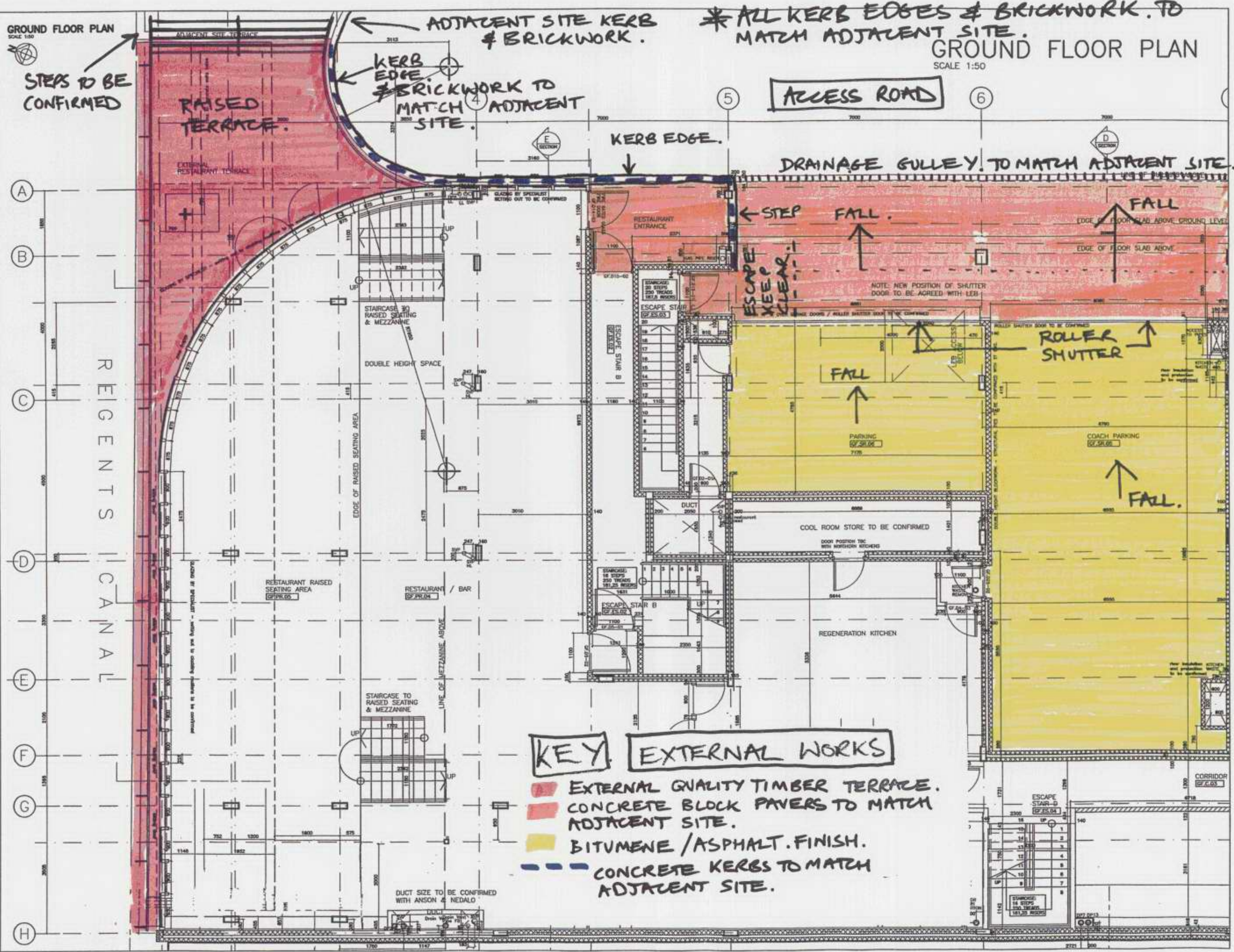
A	Blockwork as F10
B	Blockwork to Struct. Eng details
C	Slab partition as K10
D	Reinforced concrete to Struct. Engineer's detail
E	Waterproofed roof slab



Issued to all Building Control committees, see schedule sheets	14.10.00	10
Issued to Building Control	08.10.00	8
At least request - Revolving door replaced, window added, lobby door to be replaced, bar area raised sitting out, door numbers changed	20.06.00	8
As requested to bar area to form screen bar increased light display & Fire Call units, additional machine provision to be provided with architect, glass must also added to bar	24.01.00	8
Bar E lobby revised, bar area reduced, office added at request of client	05.11.01	7
Additional waste plan added following WC inspection, lobby revised, bar E lobby revised	26.10.01	8
Additional doors glazing 7, rev repositioned, additional waste grilles 5/9 as requested by building engineer	15.08.01	8
Revised screen added to service bay, bar area increased, lobby reduced following request from client, Computer desk to be removed office added, also to be confirmed, Waste plan added for kitchen at main level	22.08.01	8
Office, lift's setting out revised, relations to bar area revised, bar area reduced, revised from client	31.07.01	5
Revised from Building Control	01.06.01	2
Office updated - general revisions	02.04.01	1

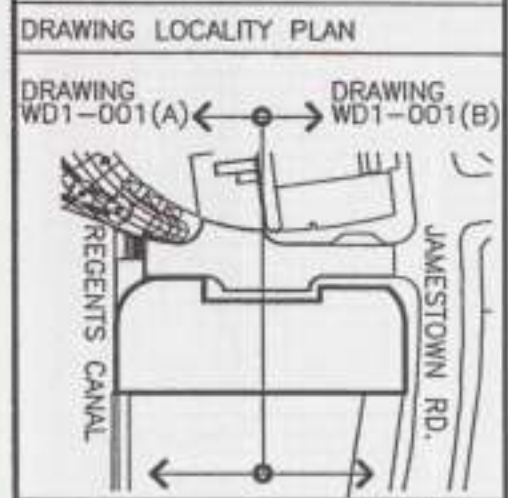
Revision	Date	Dr.	No.
Project			
PROPOSED HOLIDAY INN HOTEL SUFFOLK WHARF CAMDEN, LONDON			
Client			
SPLENDID HOTEL COMPANY			
Drawing Title			
PROPOSED GROUND FLOOR PLAN			
Drawing Status			
CONSTRUCTION			
Scale	Date	Drawn	Checked
1:50	FEB.2001	SPVW	
Job Ref	Drawing No	Revision No	
HOT-CAM	WD1-002(B)	10	
merca greenhigh architects 233 7635 2422 6 235 7636 2546 24 basement merca london W1G 6EW			

↑ ADJACENT SITE ↑



- DO NOT SCALE THIS DRAWING
- CONTRACTORS MUST VERIFY ALL DIMENSIONS ON SITE BEFORE COMMENCING ANY WORKS OR SHOP DRAWINGS. NOTIFY ARCHITECT IMMEDIATELY OF ANY DISCREPANCIES
- ALL SHOP DRAWINGS TO BE SUBMITTED IN CONJUNCTION WITH ARCHITECT'S SPECIFICATIONS AND SCHEDULES
- ALL SHOP DRAWINGS TO BE SUBMITTED TO THE ARCHITECT FOR COMMENT PRIOR TO FABRICATION
- ALL DIMENSIONS ARE TO ELEMENTS OF STRUCTURE
- FOR DIMENSIONS READ IN CONJUNCTION WITH LEVEL BELOW AND SECOND FLOOR PLAN

A	Brickwork as F10
B	Blockwork to Struct. Eng. detail
C	Slab partition as E10
D	Reinforced concrete to Struct. Engineer's detail
E	Waterproofed roof slab



Revised to suit Building Control requirements, see revision sheets	14.10.02	10
Issued for Building Control	08.10.02	9
Maximise layout as approved with Client. Stair D lobby revised, door numbers updated.	20.09.02	8
Change slab from formwork to in situ concrete at request of Building Control. DWP position moved at request of client, access door confirmed, glasswork grilles to be confirmed, glasswork grilles to be confirmed following discussion with Fire Authority, gas pipe floor raised.	24.01.02	8
duct access door added to raised area	05.11.02	7
Maximise repositioned following request from client, maximum area of proposed kitchen highlighted, service door added, duct grilles to be confirmed in situ	28.10.02	6
Stair D setting out revised to client position, duct grilles to be confirmed, access door added, duct also increased grilles to be confirmed - following requests from services engineer	15.09.02	5
Stair B confirmed to ground level, stair to raised level repositioned, lobby to Stair D added following request from Building Control. DWP's repositioned due to stair D engagement.	22.08.02	4
DWP, DP's setting out added, Maximise floor repositioned following request from client.	21.07.02	3
External restaurant terrace and site repositioned. Herb Chart and services repositioned. Cladding to exterior to utilise DWP's position, grilles revised.	06.05.02	2
Conditions updated - general revisions	02.04.02	1

Revision	Date	Dr.	No.
Project			
PROPOSED HOLIDAY INN HOTEL SUFFOLK WHARF CAMDEN, LONDON			
Client			
SPLENDID HOTEL COMPANY			
Drawing Title			
PROPOSED GROUND FLOOR PLAN			
Drawing Status			
CONSTRUCTION			
Scale	Date	Drawn	Checked
1:50	FEB.2001	SPW	
Job Ref	Drawing No	Revision No	
HOT-CAM	WD1-002(A)	10	
maven greenhigh architects			
24 basement maven london W1G 6EW			