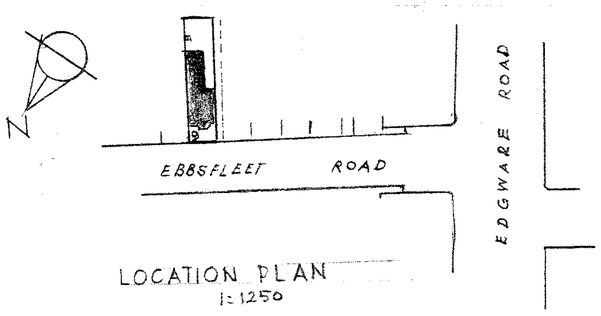

LOCATION PLAN
1:1250

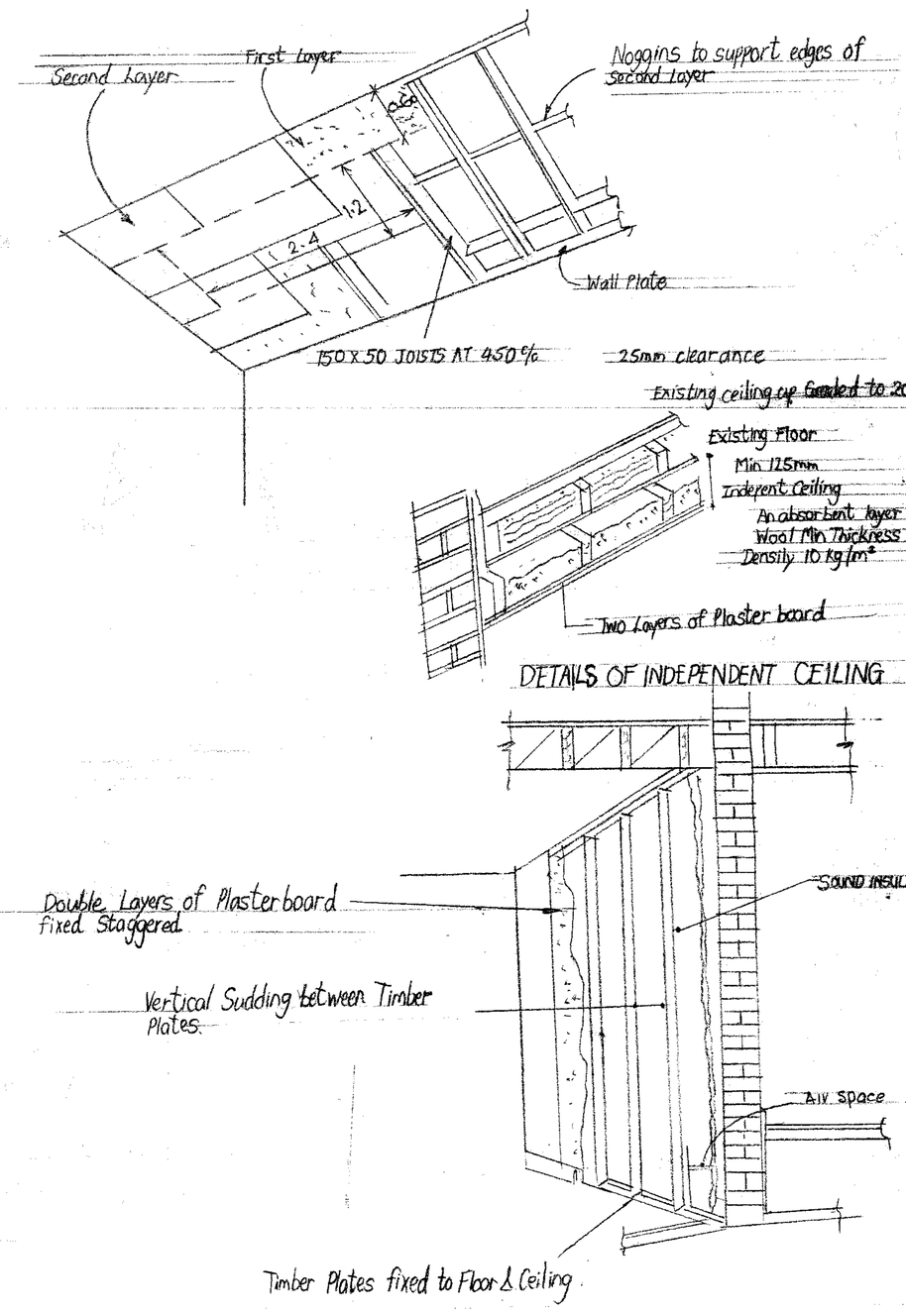

DETAILS OF INDEPENDENT CEILING

DETAILS OF INDEPENDENT WALL LININGS

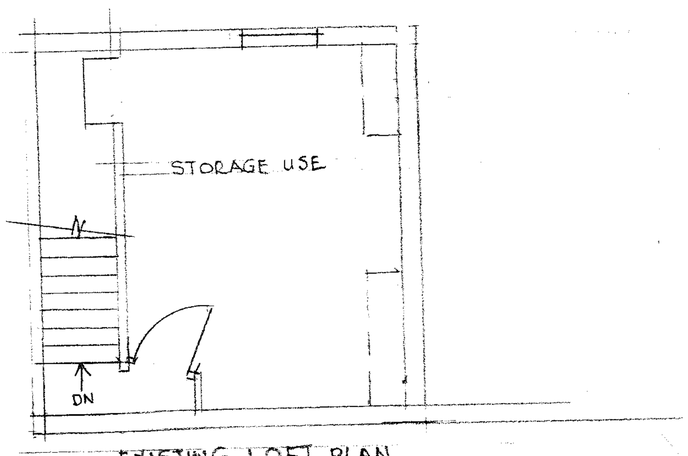

EXISTING LOFT PLAN
1:50

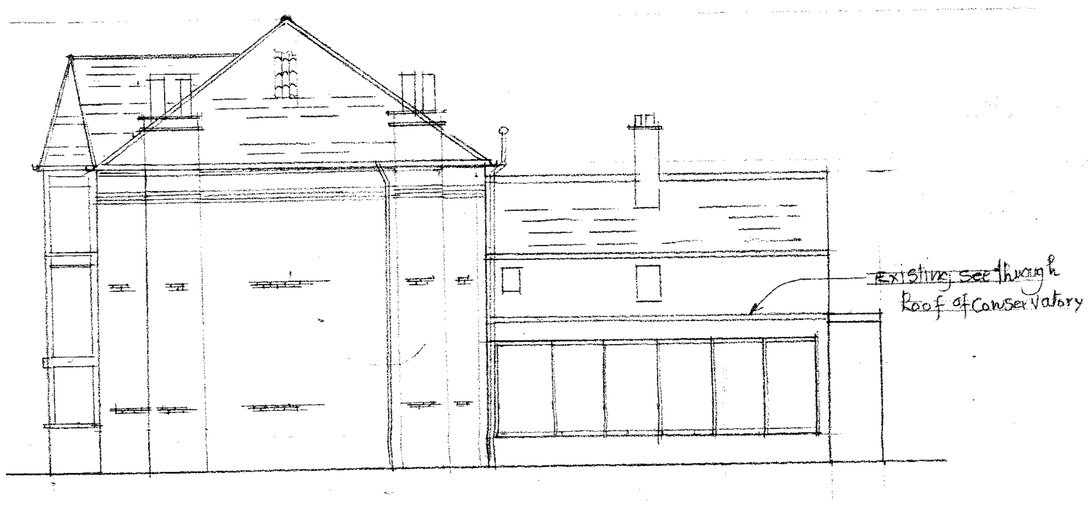

SIDE ELEVATION
1:100

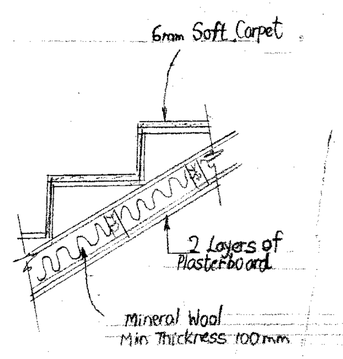

STAIRCASE DETAILS

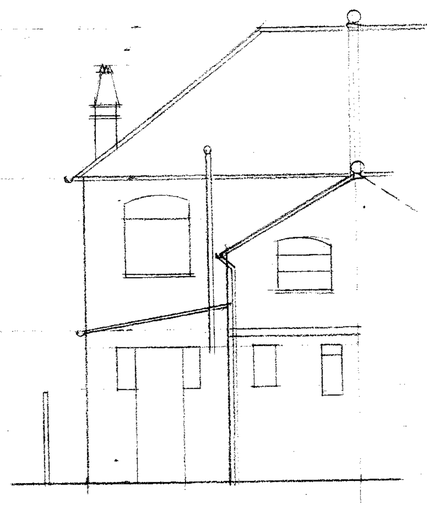

REAR ELEVATION
1:100

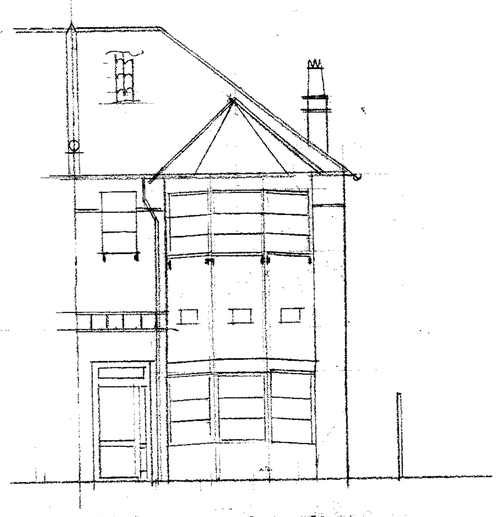

FRONT ELEVATION
1:100

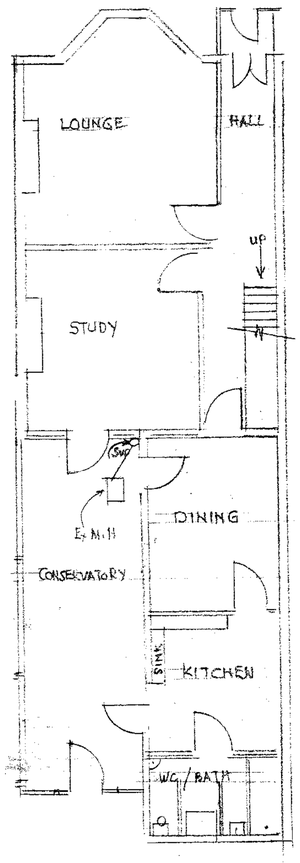

GRD. FLOOR AS EXISTING
1:100

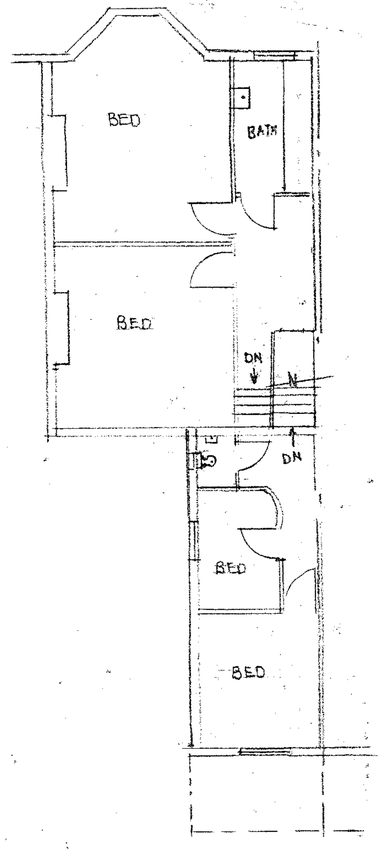

1ST. FLOOR AS EXISTING
1:100

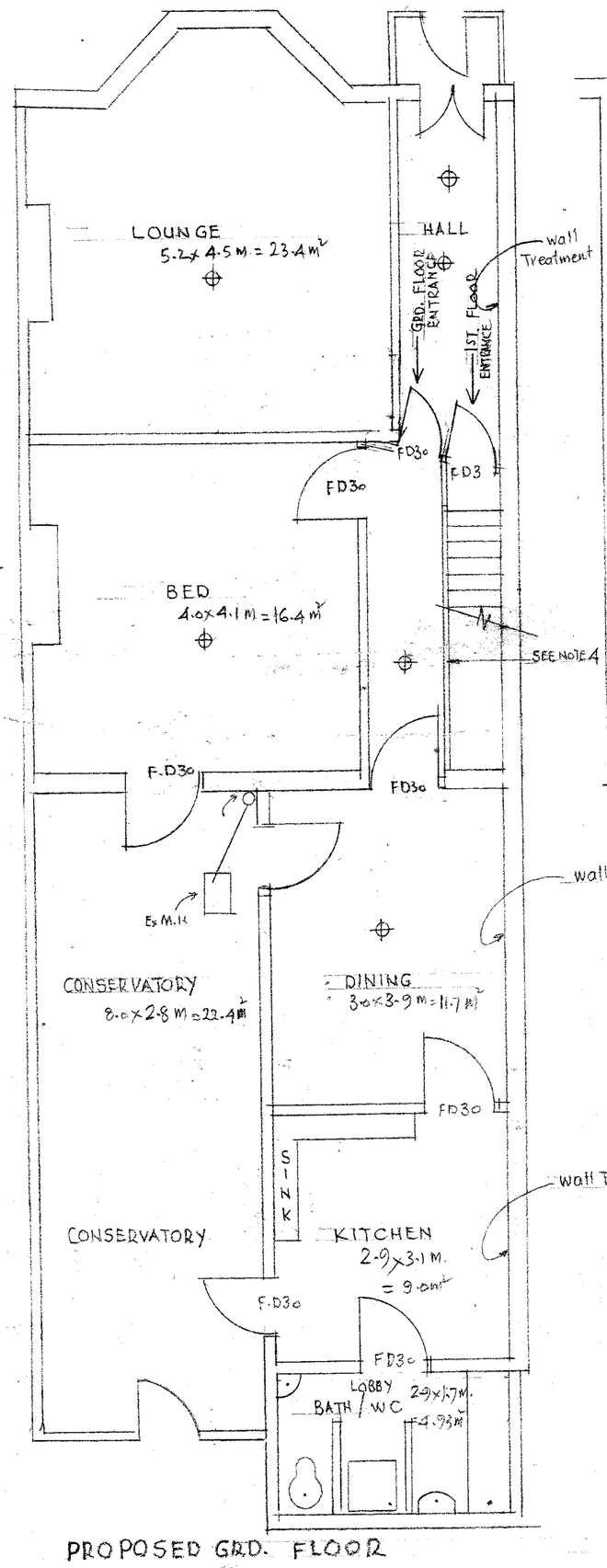

PROPOSED GRD. FLOOR
1:50

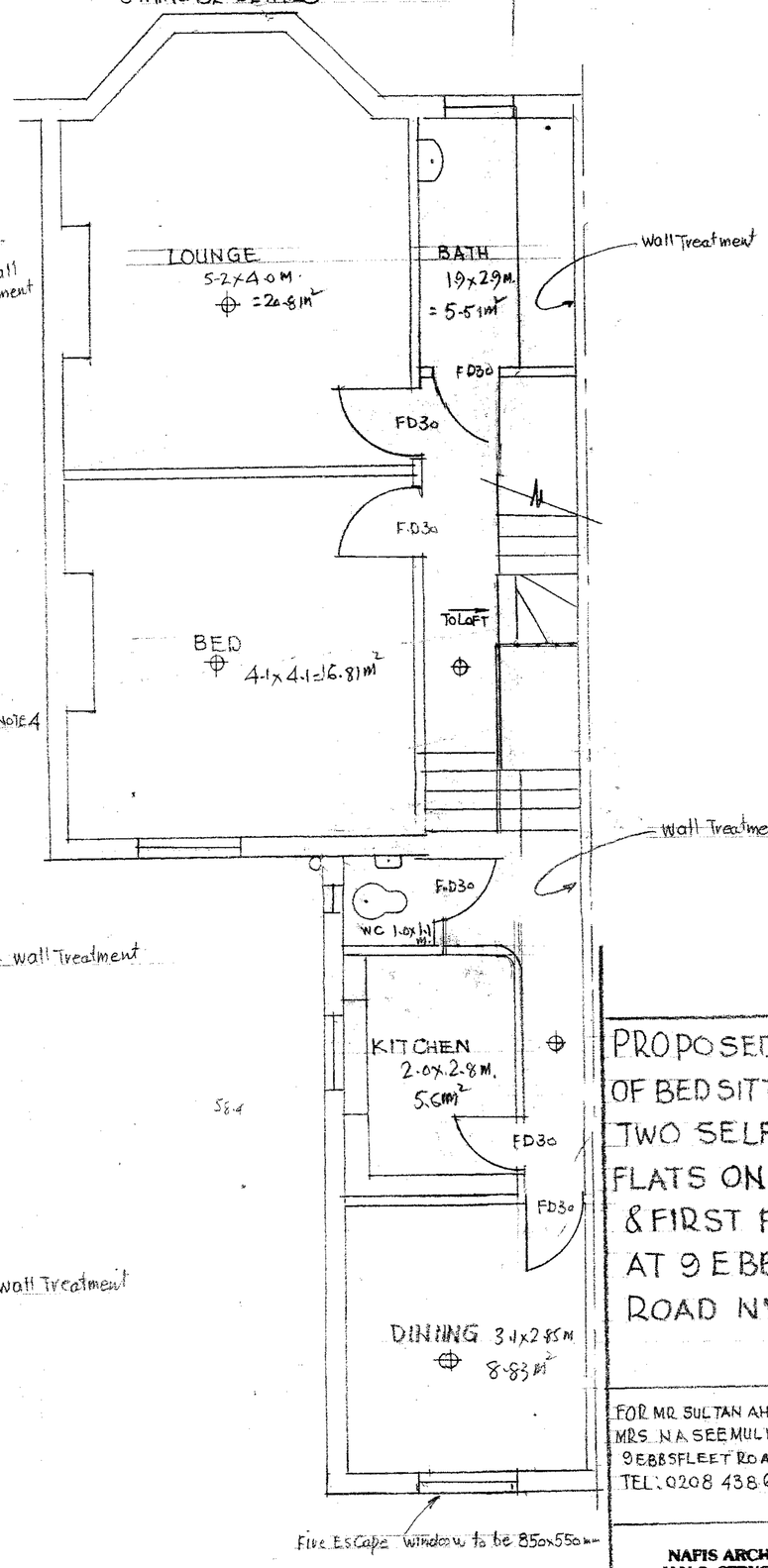

PROPOSED 1ST. FLOOR
1:50

NOTES

1. ALL DIMENSIONS SHOWN IN M²
2. ALL DIMENSIONS TO BE CHECKED ON SITE.
3. HAND BASIN TO HAVE 75mm DEEP SEAL 'P' TRAPS. WASTE 50mm DIA. BATH WASTE 50mm DIA. WC WASTE TO BE 100mm DIA SINK WASTE TO BE 50mm DIA AND CONNECTED TO EXISTING SV PIPE PROVIDE RODDABLE EYE ON ALL BENDS.
4. INTERNAL PARTITION WALLS TO BE STUDS WALLS MADE OF 75mm x 50mm VERTICAL TIMBER AT 350% WITH TOP + BOTTOM PLATES NOGGING PIECES INFILL BETWEEN STUDS 75mm FIBRE GLASS LINING BOTH SIDES WITH 12.5mm PLASTERBOARD + SKIM.
5. 60 LITRE/SECOND EXTRACT FANS TO KITCHEN TOGETHER WITH 8000mm² TRICKLE VENTILATION.
6. SMOKE ALARM IN THE CORRIDOR AREA SHOULD BE PROVIDED & ONE IN LOUNGE CEILING JOINED TO MAINS AND BACKED WITH BATTERIES. INCASE OF POWER FAILURE SHOULD BE PROVIDED PERMANENT LIGHTS SHOULD BE PROVIDED IN CORRIDOR AREA.
7. PROVIDE INDEPENDENT CEILING TO WHOLE AREA OF FIRST FLOOR AND WALL LINING TO ADJOINING PROPERTY.
8. PROVIDE HALF HOUR FIRE RESISTANCE DOORS WITH SELF CLOSING DEVICE WHERE MARKED THUS. F.D 30.
9. AT LEAST 30mm THICK PLASTER SHOULD BE PROVIDED TO INDEPENDENT CEILING.
10. APPROVED DOCUMENT 'E' W.E. FROM JULY 2003. STATES THAT WHERE THE EXISTING CEILING IS NOT LATH AND PLASTER IT SHOULD BE UPGRADED AS NECESSARY TO PROVIDE AT LEAST TWO LAYERS OF PLASTER BOARD WITH JOINTS STAGGERED TOTAL MASS PER UNIT AREA 20 KG/M2.
11. THE STAIRS CASE MUST HAVE A SOFT COVERING OVER THE TREADS e.g 6mm THICK CARPET.
12. THE CUPBOARD UNDER THE STAIRCASE MUST HAVE A CEILING (i.e SOFFIT TO STAIR) OF AT LEAST 12.5mm PLASTER BOARD THE WALLS OF CUPBOARD MUST BE COVERED WITH AT LEAST 25mm OF PLASTER WITH A HEAVY DUTY DOOR WHICH CLOSE FITTING.
13. ALL WALLS ENCLOSING STAIRCASE ACHIEVE HALF HOUR FIRE RESISTANCE.
14. ⊕ INDICATES SMOKE & HEAT DETECTOR.
15. PROVIDE TWO LAYERS OF PLASTERBOARD UNDERNEATH THE EXISTING CEILING AT REAR ESCAPE FOR 1 HOUR FIRE RESISTANCE.
16. PROVIDE 2 LAYERS FIRE BOARD AN DENSE ROCKWOOL AS A SOUND INSULATION TO ALL DRAINAGE PIPES UNDER FLOOR INCLUDING S.V. PIPE.
17. GAPS BETWEEN THE FLOOR BOARDING ON FIRST FLOOR SHOULD SEALED OR OVERLAY WITH HARD BOARDING.

PROPOSED CONVERSION OF BEDSITTERS TO TWO SELF CONTAINED FLATS ON GRD. FLOOR & FIRST FLOOR AT 9 EBBSFLEET ROAD NW2 3NB

FOR MR SULTAN AHMED & MRS NASEEMUL NNISA AHMED
9 EBBSFLEET ROAD NW2 3NB.
TEL: 0208 438 6960.

NAFIS ARCHITECTURE LTD.
H.N.C. STRUCTURAL LONDON
Architects & Struct. Engineers
TEL: 02089300367
MOB: 07956863158

Scale: AS SHOWN.
Dated: 28/05/04.
DRG. No. N/A/C/04/02