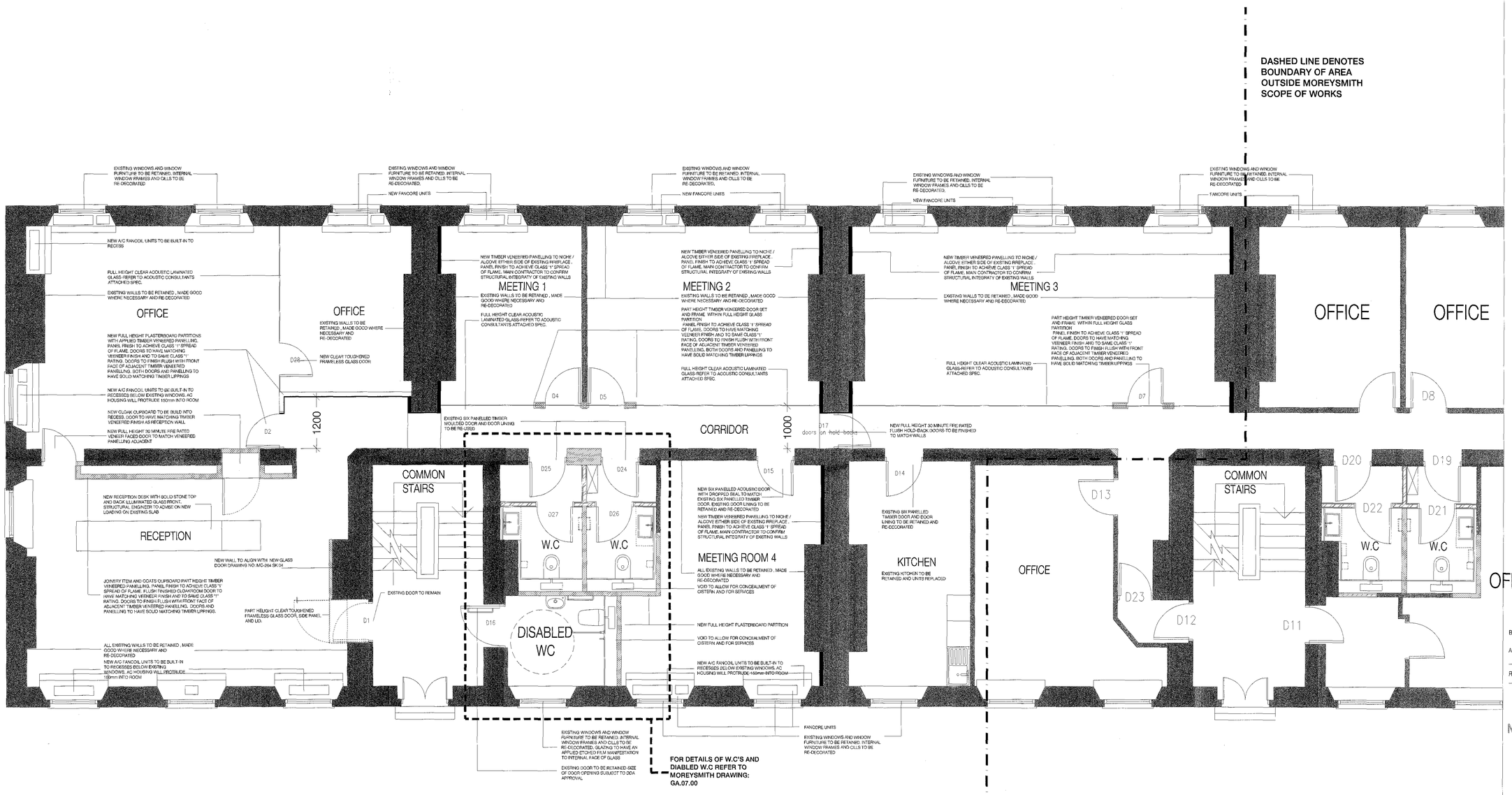

NOTES:

1. DO NOT SCALE DRAWING ALL DIMENSIONS TO BE CHECKED ON SITE

Rev	Date	Revisions	By	Checked
B	25.05.04	CORRIDOR REVISED TO NEW LAYOUT		
A	31.03.04	DRAWING AMENDED TO INCORPORATE TMD COMMENTS		

MoreySmith

Design and Architecture

24 Marshalsea Road
London SE1 1HF

T 0207 089 1470
F 0207 378 1274
E all@morey.co.uk

FOR INFORMATION

Job title

MONCKTON CHAMBERS
1&2 Raymond Buildings
Grey's Inn, London
WC1R5BP

Drawing title

GENERAL ARRANGMENT

Date 280103 Job no. MC-264 Drawing no. GA-02-00 REV B

Scale 1:50 Drawn by AM Checked LM/AM

Do not scale from this drawing, all dimensions to be checked on site, any discrepancies must be reported to the designer immediately. ©MoreySmith

NOTES:

1. DO NOT SCALE DRAWING ALL DIMENSIO
TO BE CHECKED ON SITE

DIFFERENCE IN FLOOR LEVELS BETWEEN NEW STONE FLOORING AND NEW BROADLOOM CARPETTING TO BE MADE UP BY INSTALLING TIMBER UNDERLAY BENEATH CARPETTED AREA SO THAT BOTH FLOOR FINISHES FINISH LEVEL WITH ONE ANOTHER

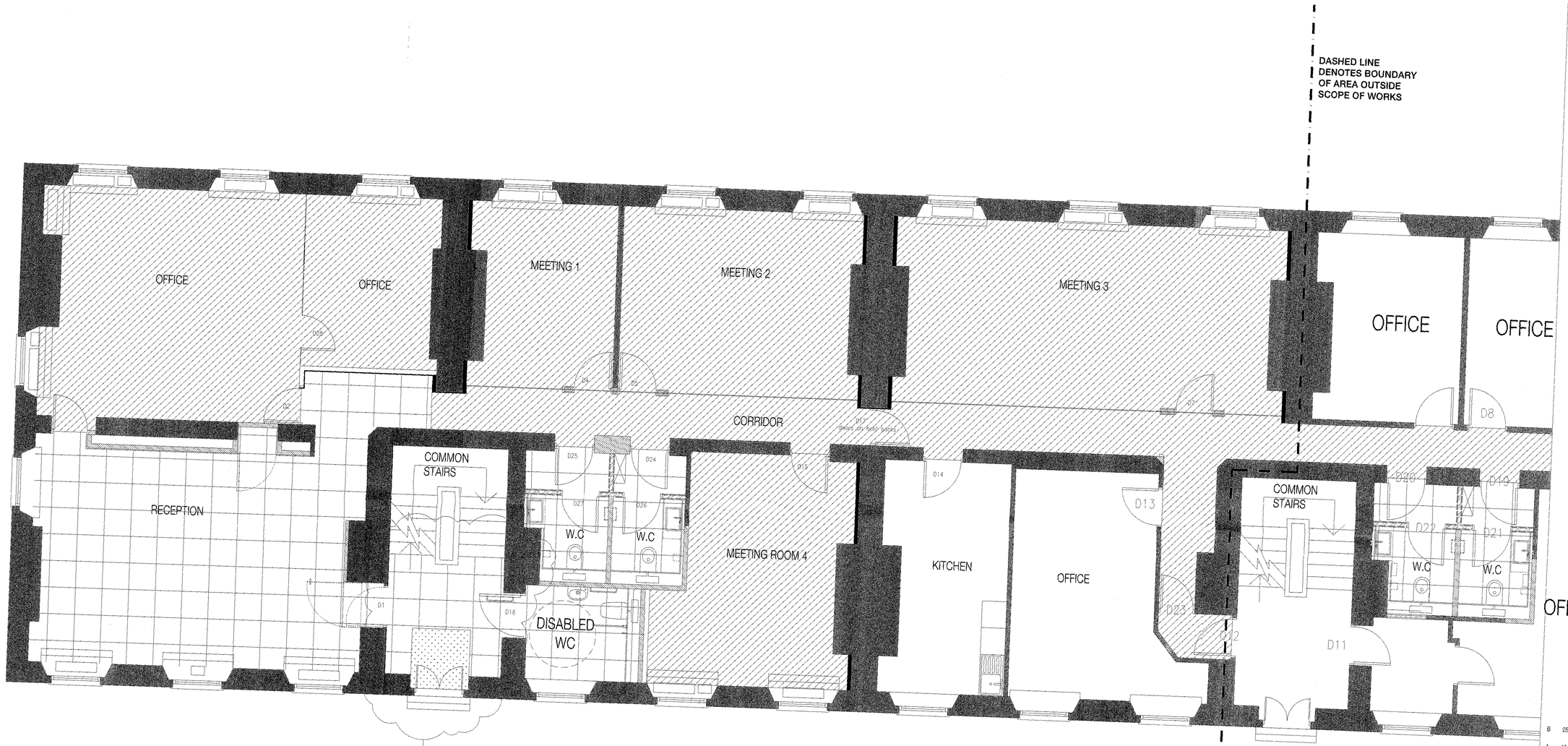

BUBBLED AREA DENOTES FLOORING TO AREA SUBJECT TO LANDLORDS APPROVAL

FLOOR FINISHES LEGEND:

600mm X 600mm x 20mm THICK LIMESTONE REF: NAVARRA BEIGE HONED FINISH FROM STONELL ARCHITECTURAL (TEL: 020 7738 9990). TILES TO HAVE A RESILENT ACOUSTIC LAYER BETWEEN STONE AND EXISTING CONCRETE SUBFLOOR-REFER TO ACOUSTIC CONSULTANTS SPECIFICATION. TILES TO BE SEALED IN ACCORDANCE WITH MANUFACTURERS RECOMMENDATIONS

BROADLOOM CARPET FROM WOOL CLASSICS NATURAL CARPETS (TEL: 0207 349 0090) REF: TWYNE; COLOUR ANTIQUE BEIGE. CARPET TO BE FITTED BY CONVENTIONAL METHOD ON GRIPPER AND RUBBER UNDERLAY-FLOOR CONTRACTOR TO ADVISE.

NEW ENTRANCE BARRIER MATTING. SPEC TO BE CONFIRMED. MATTING TO BE CONTAINED WITHIN AN ANODISED ALUMINIUM TRIM AND TO FINISH FLUSH WITH STONE FLOOR

Rev	Date	Revisions	By	Checked
B	25.05.04	FLOOR FINISHES AMENDED TO CARPET IN CORRIDORS		
A	18.03.04	FLOOR FINISHES TO MEETING ROOM 3 AMENDED		

MoreySmith
Design and Architecture

24 Marshalsea Road
London SE1 1HF

T 0207 089 1470
F 0207 378 1274
E all@morey.co.uk

FOR INFORMATION

Job title

MONCKTON CHAMBERS
1&2 Raymond Buildings
Grey's Inn, London
WC1R5BP

Drawing title

FLOOR FINISHES

Date 280103 Job no. MC-284 Drawing no. GA-03-00 REV

Scale 1:50 Drawn by AM Checked

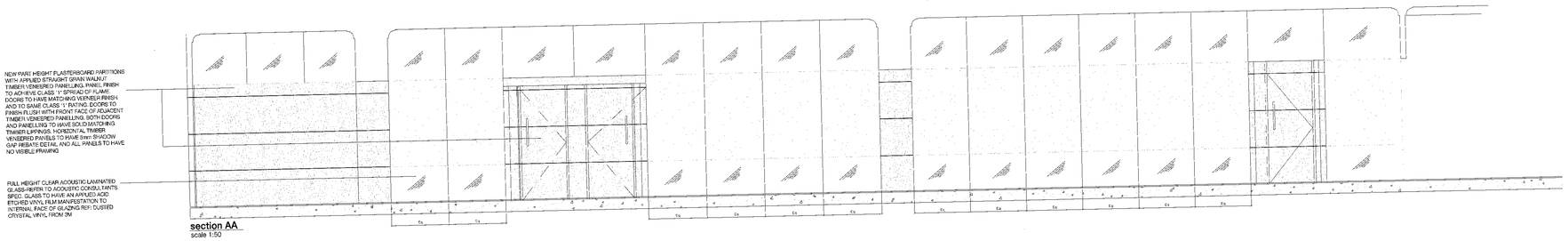

section AA
scale 1:50

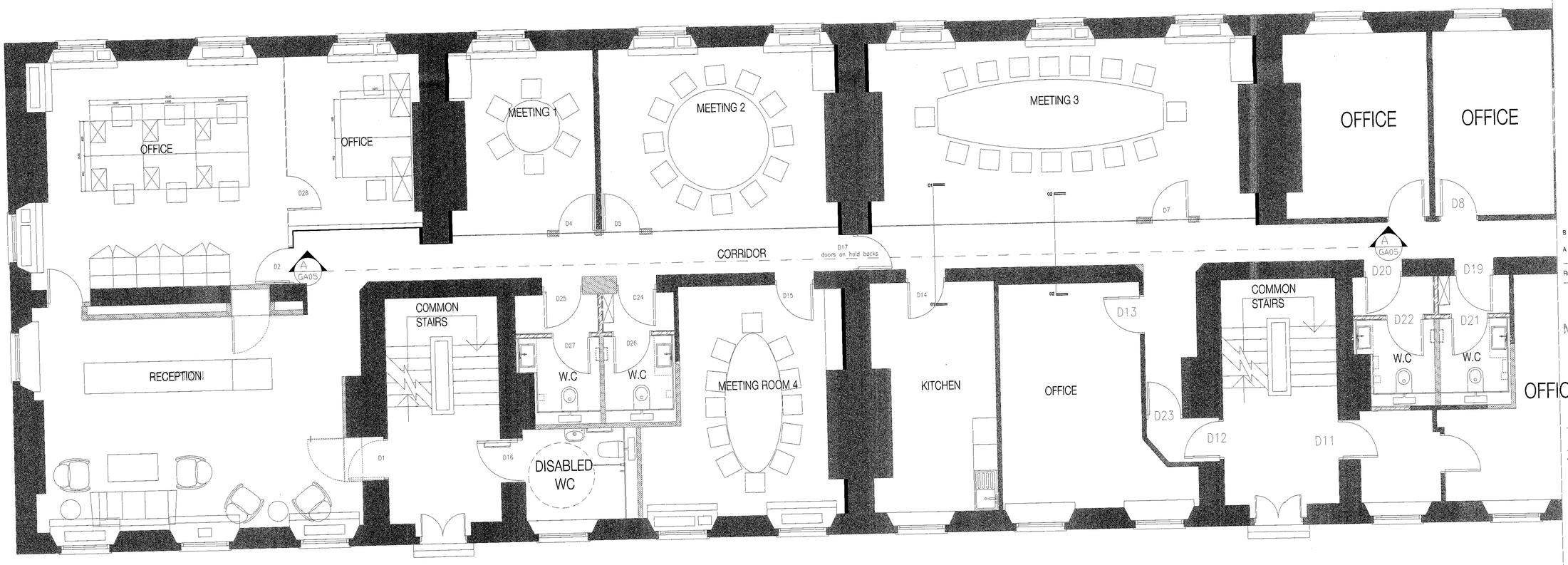

NOTES:

1. DO NOT SCALE DRAWING ALL DIMENSIONS TO BE CHECKED ON SITE

Rev	Date	Revisions	By	Checked
B	03.06.04	DRAWING AMENDED TO INCORPORATE LISTED BUILDING COMMENTS		
A	31.03.04	DRAWING AMENDED TO INCORPORATE TMD COMMENTS		

MoreySmith
Design and Architecture
24 Marshalsea Road
London SE1 1HF
T 0207 089 1470
F 0207 378 1274
E all@morey.co.uk

Job title
MONCKTON CHAMBERS
1&2 Raymond Buildings
Grey's Inn, London
WC1R5BP

Drawing title
FURNITURE PLAN
AND FRONT ELEVATION OF
MEETING ROOMS

Date 280103 Job no. MC-264 Drawing no. GA-05-00 A REV -

Scale 1:20 Drawn by SHL Checked LM/AM

Do not scale from this drawing, all dimensions to be checked on site, any discrepancies must be reported to the designer immediately. ©MoreySmith

NOTES

All dimensions and levels to be checked by Contractor and verified before work commences; dimensions must be not be scaled from this drawing.

Copyright reserved.

EC REGULATIONS – GENERAL NOTE

Where reference is made on this drawing to British Standards or to specific manufacturer's products or trade names, this is intended to indicate a minimum acceptable standard of performance etc. Materials and components conforming to an equivalent European Standard may be used and supporting evidence shall be produced at tender stage to confirm fitness for purpose.

DRAWING BASED ON ORIGINAL PLAN 566/02, PREPARED SEPTEMBER 1994.

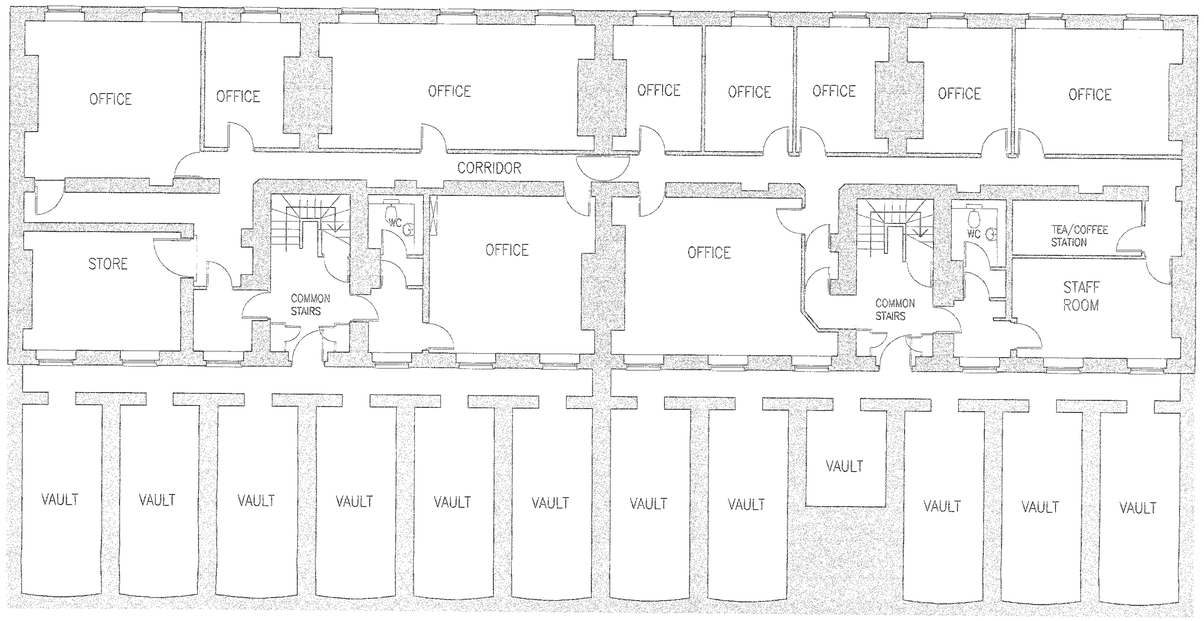

EXISTING LOWER GROUND FLOOR PLAN

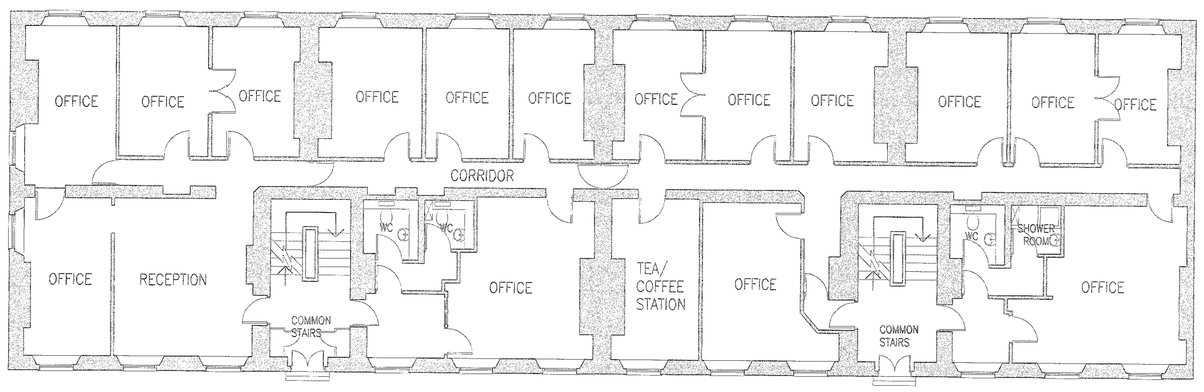

EXISTING GROUND FLOOR PLAN

A	Correction to layout as existing	14-04-04

revisions

chartered surveyors & project managers

Kirkman House
12/14 Whitfield Street, London W1T 2RF
Tel: 020 7636 6833 Fax: 020 7636 6834
e-mail: post@tmd-surveyors.co.uk

tmd building consultancy limited

Project
GROUND & LWR GROUND FLOORS
1 & 2 RAYMOND BUILDINGS
LONDON

Drawing:
EXISTING
LOWER GROUND & GROUND
FLOOR PLANS

Scale:	Date:	Drawn By:	Checked By:
1:100 @ A1	SEP 2003	NP/KC	NS

Job No.	Drg No.	Rev'n
434503	01	A

A1

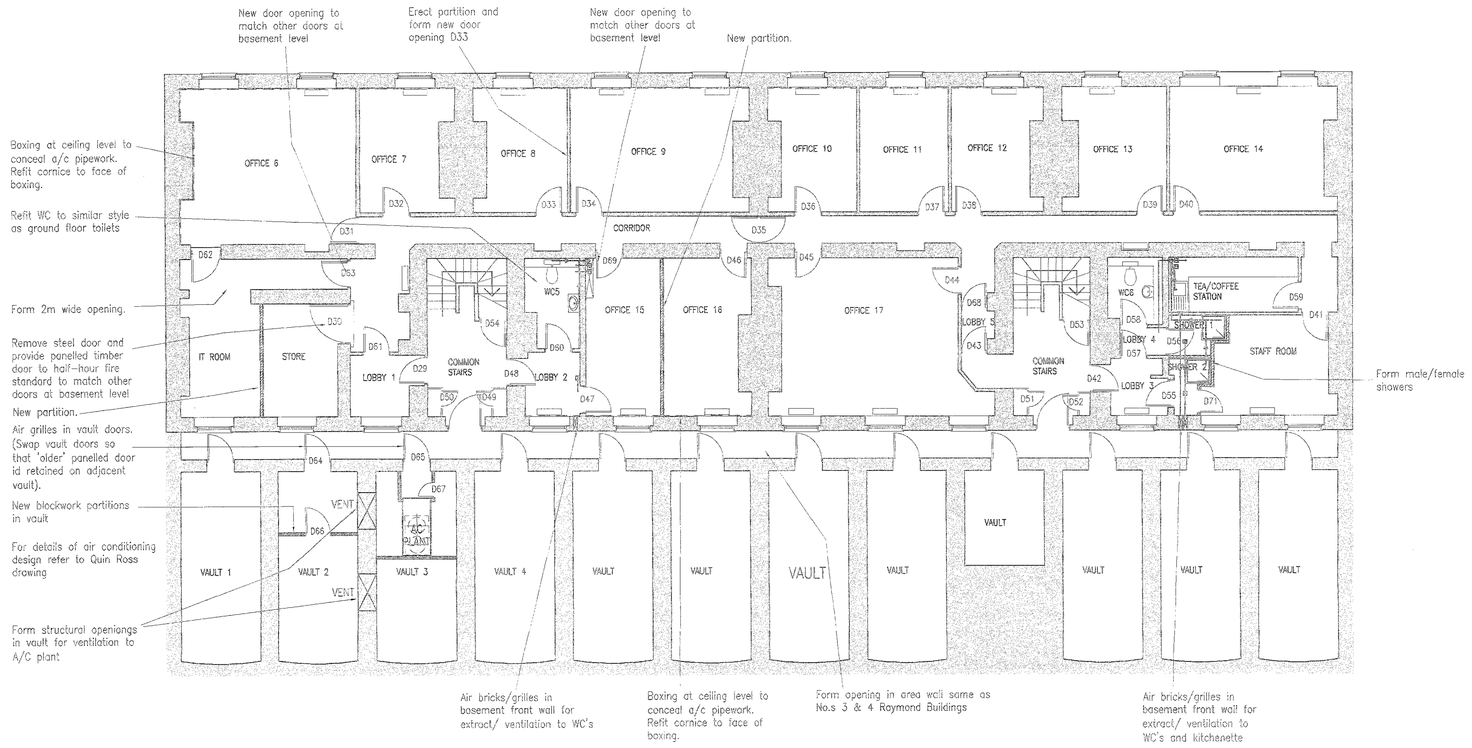

PROPOSED LOWER GROUND FLOOR LAYOUT

NOTES

All dimensions and levels to be checked by Contractor and verified before work commences; dimensions must be not be scaled from this drawing.

Copyright reserved.

EC REGULATIONS – GENERAL NOTE

Where reference is made on this drawing to British Standards or to specific manufacturer's products or trade names, this is intended to indicate a minimum acceptable standard of performance etc. Materials and components conforming to an equivalent European Standard may be used and supporting evidence shall be produced at tender stage to confirm fitness for purpose.

DRAWING BASED ON ORIGINAL PLAN 566/02, PREPARED SEPTEMBER 1994. LAYOUT OF PARTITIONS TO BE AGREED ON SITE.

Notes

a) Retain existing cornice features. Adapt and extend cornice features to match existing where partitions are to be removed or new partitions to be erected.

b) Adapt and extend skirtings as noted for cornice features above.

c) Retain existing panelled doors, bring up to half-hour fire standard where required by Fire Officer.

d) Refer to Morey Smith drawings for new doors to reception, meeting rooms, clerks and BDM office, ground floor corridor, ground floor toilets.

e) Form false ceilings/boxing in WC5, WC6, lobby 2, lobby 5, shower 1 & 2 to conceal wastes and ventilation ducts serving WC1, 2, 3, 4, 5 and 6 with access traps for maintenance.

f) Doors D25,024,D20 & D19 to be six panelled, painted to match the general style of the building.

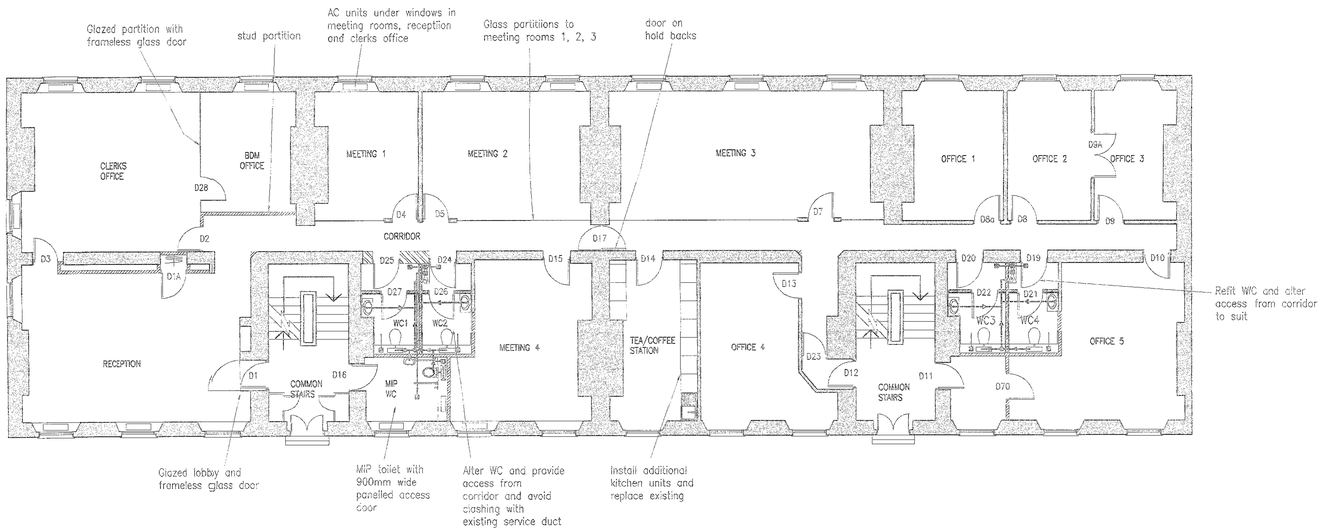

FOR FINISHES & FEATURE DETAILS IN ROOMS AS FOLLOWS REFER TO MOREY SMITH DRAWINGS GA-01 TO 08 AND SKETCHES SK-01-04

ROOMS :- RECEPTION, CLERKS OFFICE, BDM OFFICE, MEETING ROOMS 1, 2, 3, & 4, GROUND FLOOR CORRIDOR, M.I.P. TOILET.

PROPOSED GROUND FLOOR LAYOUT

F	General revisions for Listed Building Officer	07-06-04
D	Corrections to door/lobby numbering to match drawing no.10	14-04-04
C	General revisions for Planning Submission	18-03-04
B	Layout amended.	18-02-04
A	MS revisions to corridor and reception	16-12-03

revisions

chartered surveyors & project managers

Kirkman House
12/14 Whitfield Street, London W1T 2RF
Tel: 020 7636 6835 Fax: 020 7636 6834
e-mail: post@lmd-surveyors.co.uk

lmd building consultancy limited

Project

GROUND & LOWER GRND FLOORS
1 & 2 RAYMOND BUILDINGS
LONDON

Drawing:

PROPOSED LOWER GROUND & GROUND FLOOR PLANS (PLANNING SUBMISSION))

Scale:	Date:	Drawn By:	Checked By:
1:100 @ A1	DEC 2003	NP/KC	NS

Job No.	Drg No.	Rev'n	A	B	C	D
434503	05	F				

A1

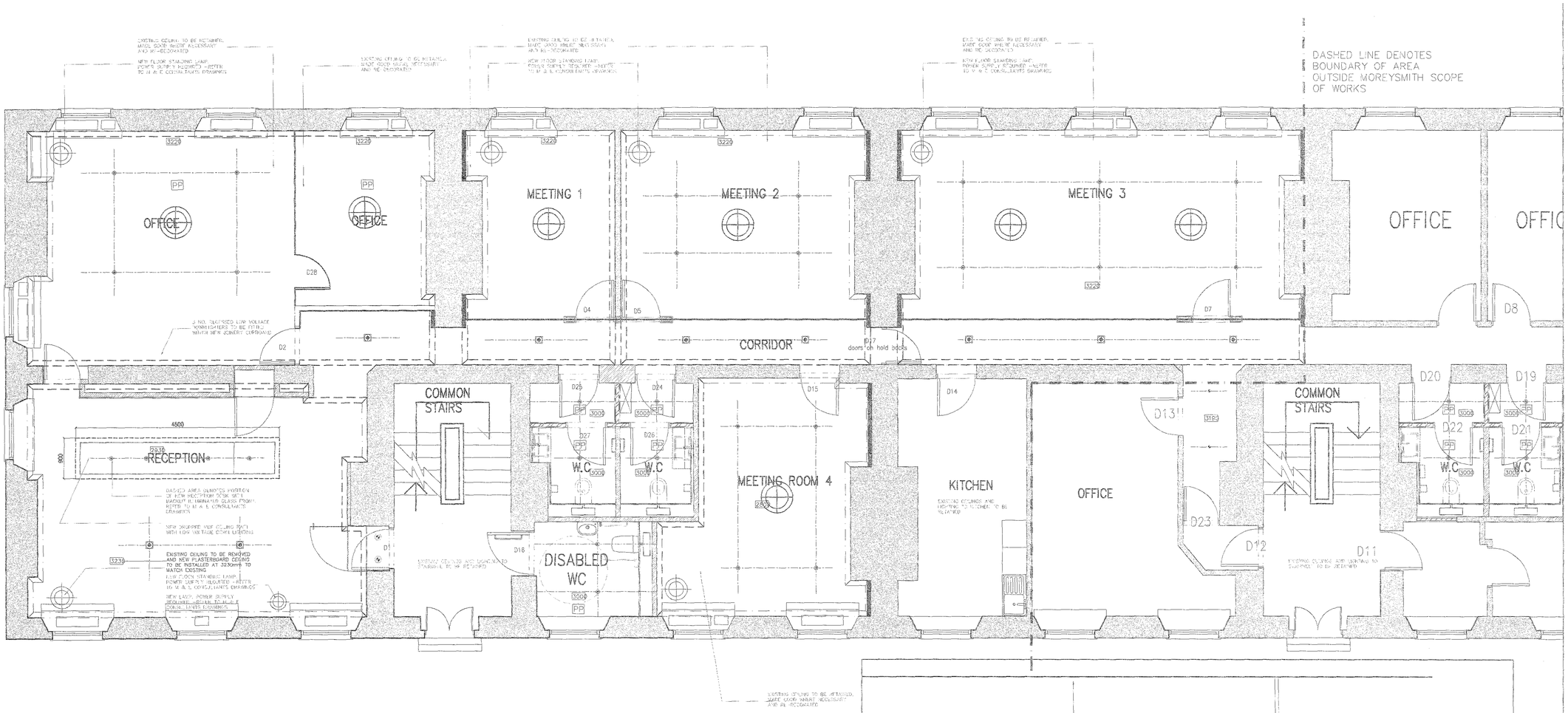

CEILING LIGHTING LEGEND:	
	NEW 35W CIRCULAR RECESSED LOW VOLTAGE DOWNLIGHTER LUMINAIRE REF. N-035 ALUMINIUM FINISH (10271005) FROM MODULAR LIGHTING UK (TEL: 0207 681 9933). C DENOTES EMERGENCY FITTING. NOTE: ALL FITTING TO HAVE BRONZE ALUMINIUM FINISH.
	NEW 50W RECESSED MOUNTED DOWNLIGHTER REF. LOTIS AR111 (10680709)-MATT WHITE FINISH) FROM MODULAR LIGHTING UK (TEL: 0207 681 9933).
	NEW 50W RECESSED MOUNTED DOWNLIGHTER REF. LOTIS MR16 (10680108)-MATT WHITE FINISH) FROM MODULAR LIGHTING UK (TEL: 0207 681 9933).
	NEW RECESSED FLOOR LIGHT TO RECEPTION ENTRANCE DOORWAY. SPEC. TO BE CONFIRMED
	NEW RECESSED LIGHTING PROFILE SPEC. TO BE CONFIRMED
2800	FINISHED CEILING HEIGHT ABOVE FINISHED FLOOR LEVEL IN MILLIMETERS
PP	NEW PAINTED PLASTERBOARD MF TYPE CEILING. REFER TO NBS SPECIFICATION AND MOREYSMITH FINISHES SCHEDULE
	NEW PAINTED PLASTERBOARD MF TYPE DROPPED CEILING RAFT-REFER TO NBS SPECIFICATION AND MOREYSMITH FINISHES SCHEDULE. DASHED LINE DENOTES CONCEALED PERIMETER FLUORESCENT LIGHTING-FITTINGS TO BE CONFIRMED
	NEW PENDANT LIGHT FITTING TO MEETING ROOMS

NOTE:
TIMBER VENEERED PANELLING TO MEETING ROOM ALCOVE TO HAVE CONCEALED COVE LIGHTING TO TOP OF PANELS

CORNICE LEGEND:

- - - - - - - - - - NEW CEILING CORNICE TO MATCH EXISTING

- · - · - · - · - EXISTING CEILING CORNICE TO BE RETAINED AND MADE GOOD WHERE NECESSARY

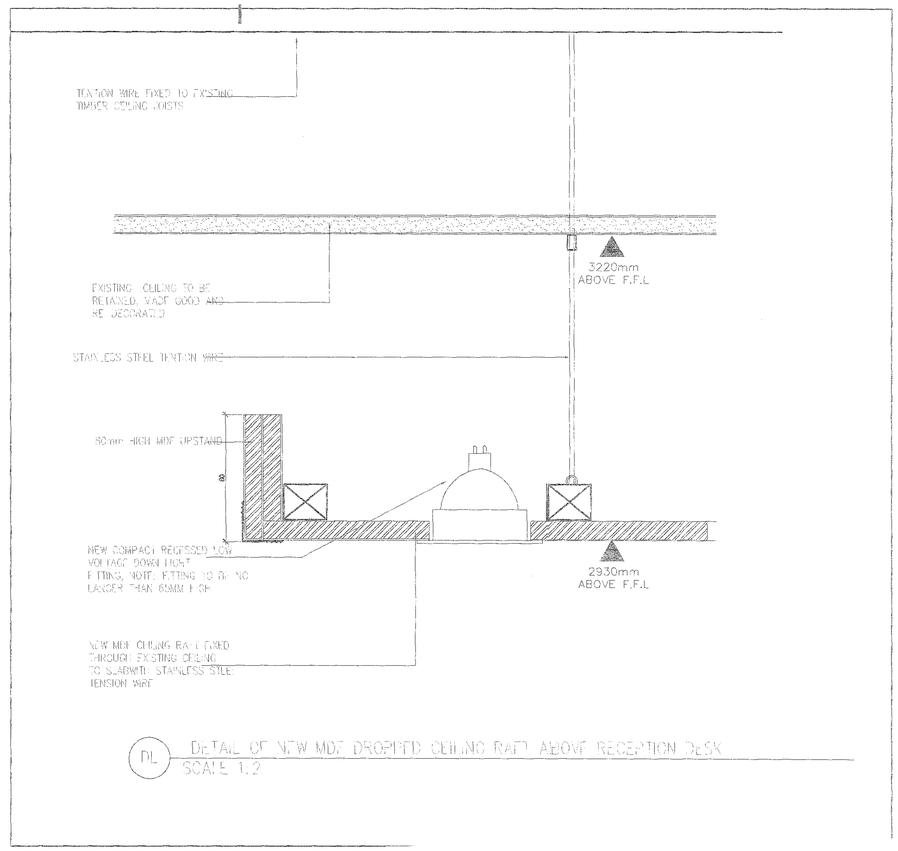

DL DETAIL OF NEW MDF DROPPED CEILING RAFT ABOVE RECEPTION DESK
SCALE 1:2

NOTES:

1. DO NOT SCALE DRAWING ALL DIMENSIONS TO BE CHECKED ON SITE

EXISTING CEILING WILL NEED TO BE MADE GOOD WERE PARTITIONS ARE REMOVED

ALL LUX LEVELS TO BE CONFIRMED BY M & E CONSULTANT

FOR ALL MECHANICAL AND ELECTRICAL ISSUES-REFER TO M & E CONSULTANTS DRAWINGS

DRAWING FOR INFORMATION ONLY

Rev	Date	Revisions	By	Checked
E	15.06.04	NUMBER OF DOWNLIGHTERS REDUCED IN LINE WITH TMD COMMENTS		
D	08.06.04	PENDANT LIGHTING ADDED IN MEETING AREAS , CORRIDOR LIGHTING REVISED		
	08.06.04	RECEPTION LIGHT RAFT REVISED NEW CORNICE REVISED DOWN LIGHTS ADDED IN RECEPTION		
C	25.05.04	BULKHEADS REMOVED IN MEETING AREAS , AND CORRIDOR,		
C		FAN CORE UNITS RELOCATED TO NEW FLOOR MOUNTED POSITION		
B	31.03.04	DRAWING AMENDED TO INCORPORATE TMD COMMENTS		
A	18.03.04	DROPPED CEILING RAFT TO OFFICE/ MEETING ROOM OMITTED		

MoreySmith
Design and Architecture
24 Marshalsea Road
London SE1 1HF
T 0207 089 1470
F 0207 378 1274
E all@morey.co.uk

Job title
MONCKTON CHAMBERS
1&2 Raymond Buildings

Drawing title
REFLECTIVE CEILING PLAN

Date 280103 Job no. MC-264 Drawing no GA-04-00 REVE

Scale 1:50 Drawn by AM Checked LM/AM

MoreySmith Design and Architecture

Revised designs for listed building consent
14th june 2004



Corridor showing revised glazed partition wall

SK-03

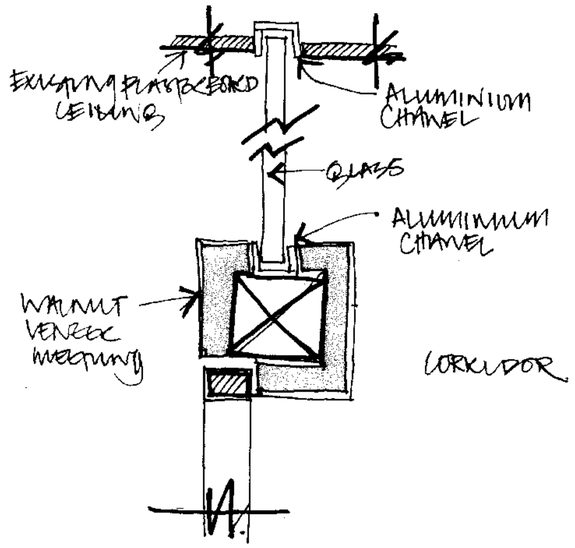

Section through door header

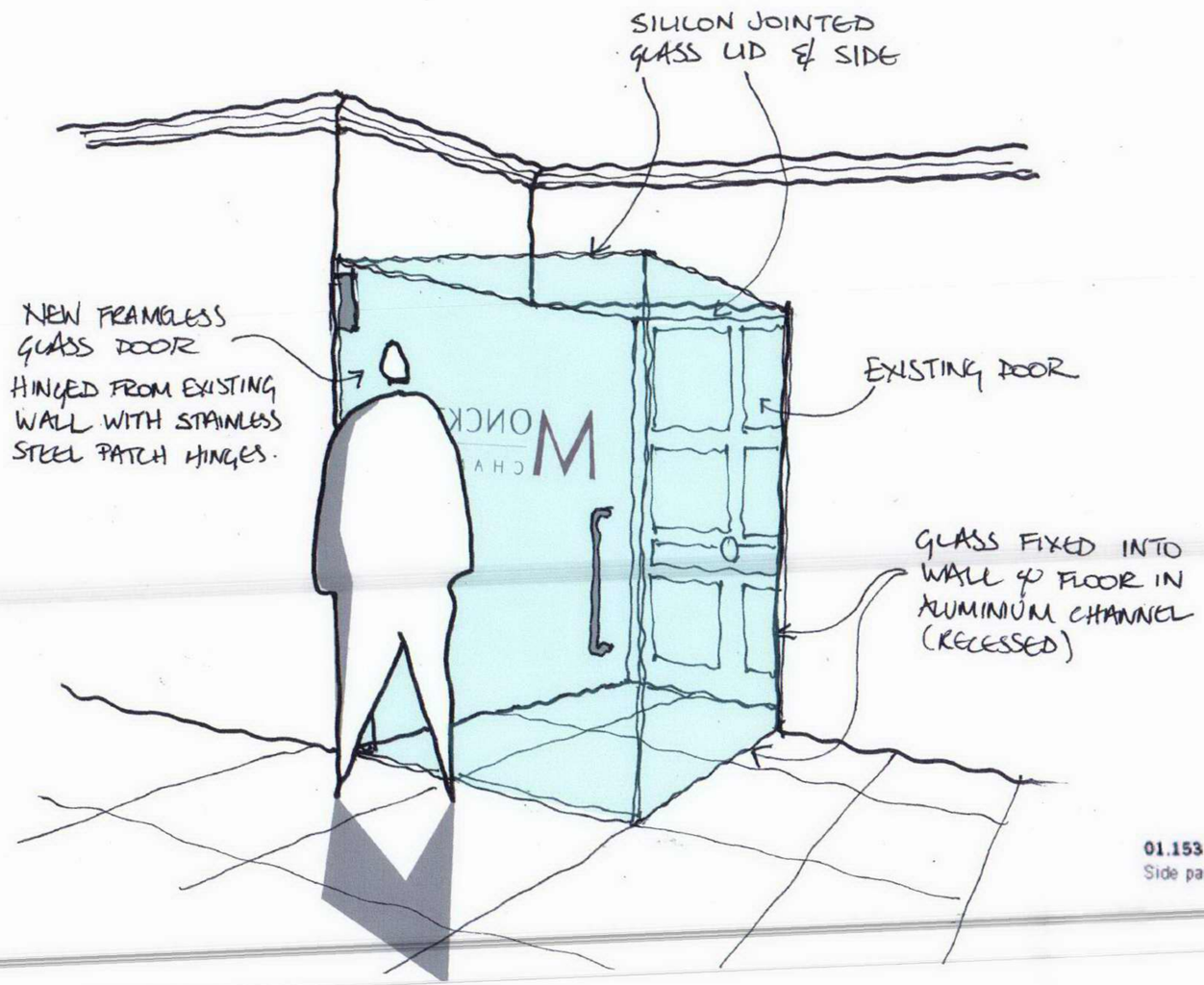

SK-01 Entrance showing revised glazed box



Glazed door with patch fittings

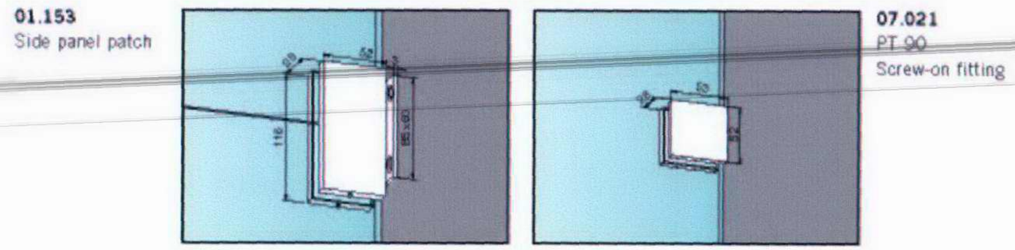

Glazed door to solid wall



SK-02

Rear wall panelling to reception desk



Plan showing reception joinery

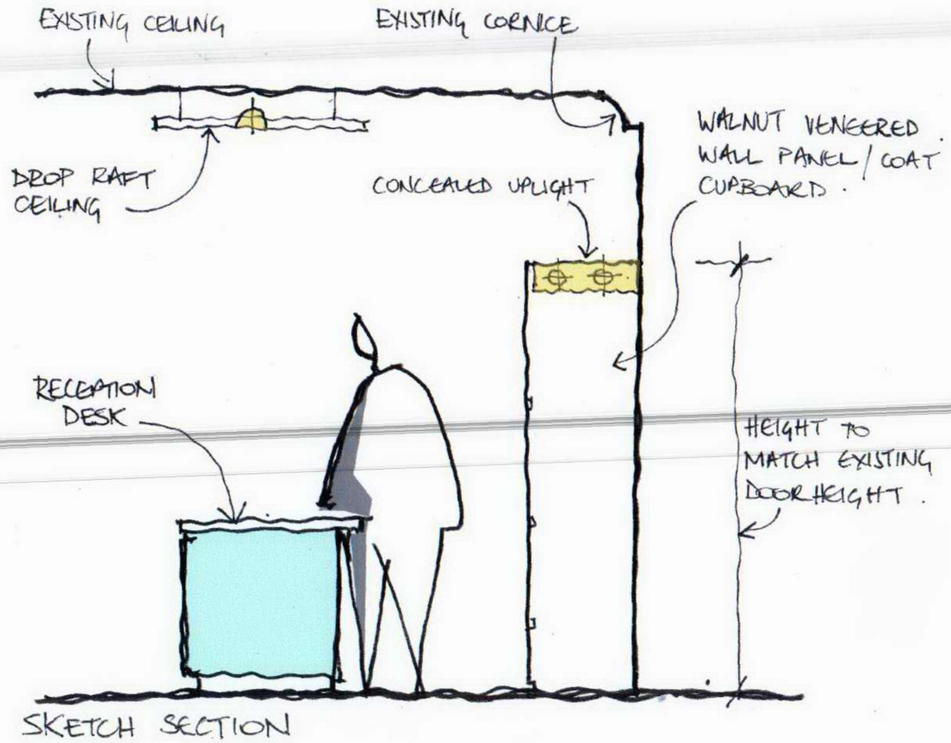

Monckton Chambers



Typical meeting room



pendant lighting

Monckton Chambers