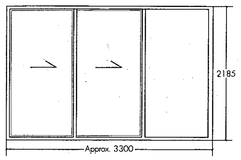

TYPE 9

Two double glazed sliding doors to slide over one fixed double glazed window. All glass to be safety glass. 8000mm of trickle ventilation required to each habitable room. Include for appropriate ironmongery and locking device. Cill to be included.
Must achieve at least 22dB noise reduction including trickle vent and have a U-Value of 2.2W/m2K or under.

Window numbers:

W3/17, W3/23, W3/24

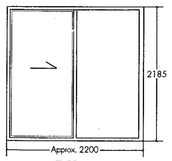

TYPE 10

One double glazed sliding door to slide over one fixed double glazed window. All glass to be safety glass. 8000mm of trickle ventilation required to each habitable room. Include for appropriate ironmongery and locking device. Cill to be included.

Must achieve at least 22dB noise reduction including trickle vent and have a U-Value of 2.2W/m2K or under.

Window numbers:

W3/16, W3/20, W3/22

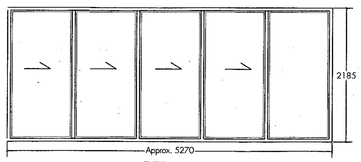

TYPE 11

Three double glazed sliding doors to slide over one fixed double glazed window. Flanked by a narrower double glazed fixed window. All glass to be safety glass. 8000mm of trickle ventilation required to each habitable room. Include for appropriate ironmongery and locking device. Cill to be included.
Must achieve at least 22dB noise reduction including trickle vent and have a U-Value of 2.2W/m2K or under.

Window numbers:

W3/18, W3/21

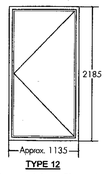

TYPE 12

Casement door. Glass to be safety glass. 8000mm of trickle ventilation required to each habitable room. Cill to be included.
Must achieve at least 22dB noise reduction including trickle vent and have a U-Value of 2.2W/m2K or under.

Window numbers:

W3/19

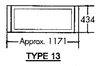

TYPE 13

Fixed double glazed clerestorey window. Cill to be included.
Must achieve at least 22dB noise reduction including trickle vent and have a U-Value of 2.2W/m2K or under.

Window numbers:

WF/01 (opaque), WF/02, WF/03, WF/04, WF/05 (opaque), WF/07(opaque), WF/08(opaque), WF/09 (opaque), WF/11, WF/12 (opaque), WF/13, WF/15, WF/16, WF/17, WF/19, WF/20, WF/22, WF/24 (opaque), WF/25 (opaque), WF/26 (opaque), WF/27 (opaque), WF/29, WF/30 (opaque), WF/31, WF/32, WF/33, WF/34, WF/35, WF/37, WF/38 (opaque), WF/39, WF/41, WF/42 (opaque), WF/43, WF/45, WF/46 (opaque), WF/47, WF/48, WF/49, WF/50, WF/51, WF/52 (opaque)

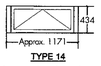

TYPE 14

Top hung, outward opening, double glazed clerestorey window. Cill and appropriate ironmongery and locking device to be included.
Must achieve at least 22dB noise reduction including trickle vent and have a U-Value of 2.2W/m2K or under.

Window numbers:

WF/06, WF/10, WF/14, WF/18, WF/21, WF/23, WF/28, WF/32, WF/36, WF/40, WF/44

TYPE 15

Top hung, outward opening, double glazed clerestorey window. Above glass blocks. Cill and appropriate ironmongery and locking device to be included.
Must achieve at least 22dB noise reduction including trickle vent and have a U-Value of 2.2W/m2K or under.

Window numbers:

W3/53 & W3/55 approx 610mm wide
W3/54 approx 1010mm wide

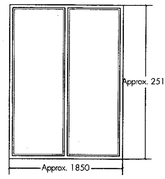

TYPE 16

Two fixed double glazed windows. Glass to be safety glass. 8000mm of trickle ventilation required to each habitable room. Cill to be included. Must achieve at least 22dB noise reduction including trickle vent and have a U-Value of 2.2W/m2K or under.

Window numbers:

W3/01

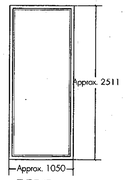

TYPE 17

One fixed double glazed window. Glass to be safety glass. 8000mm of trickle ventilation required to each habitable room. Cill to be included. Must achieve at least 22dB noise reduction including trickle vent and have a U-Value of 2.2W/m2K or under.

Window numbers:

W3/14

RECEIVED 2 9 Feb 2005

Do not scale off this drawing.

All indicated dimensions to be checked and verified on site by the Main Contractor before commencement of any fabrication drawings or work whatsoever on site.

Report all discrepencies to the Architect immediately.
This drawing is to be read in conjunction with all the related Architect's and Structural Engineer's drawings, details and all relevant information.

NOTES

1. **8000mm trickle vents required in one window of each habitable room**
2. **All window frames to be powder coated aluminium**
3. **All windows to be double glazed to meet the current recommended 'U'-value of 2.2W/m2K**

rev.	rev. date	rev. description

tasou associates
architects + structural engineers

4 Amwell Street, London. EC1R 1UQ
T:020 7713 7070 F:020 7713 7071 E:tasou@tasou.co.uk

project
4-26 Britannia Street
London
WC1X 9JD

drwg title
Window Schedule
Third floor front and side windows
and all clerestorey windows

date	drwg no.	rev.
Jan 2005	DD.13 (2)	
scale @ A1: 1:50	job no. 674C	

© copyright of tasou associates

Do not scale off this drawing - All areas and dimensions are approximate and subject to site survey.
© copyright of tasou associates

FRONT ELEVATION

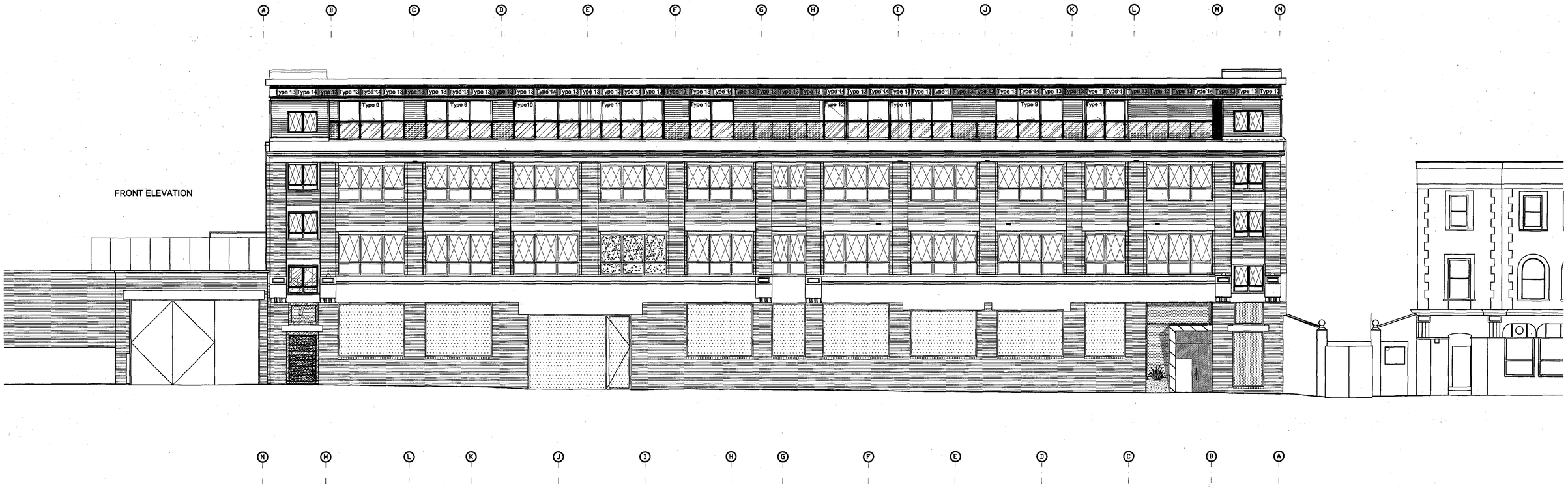

REAR ELEVATION

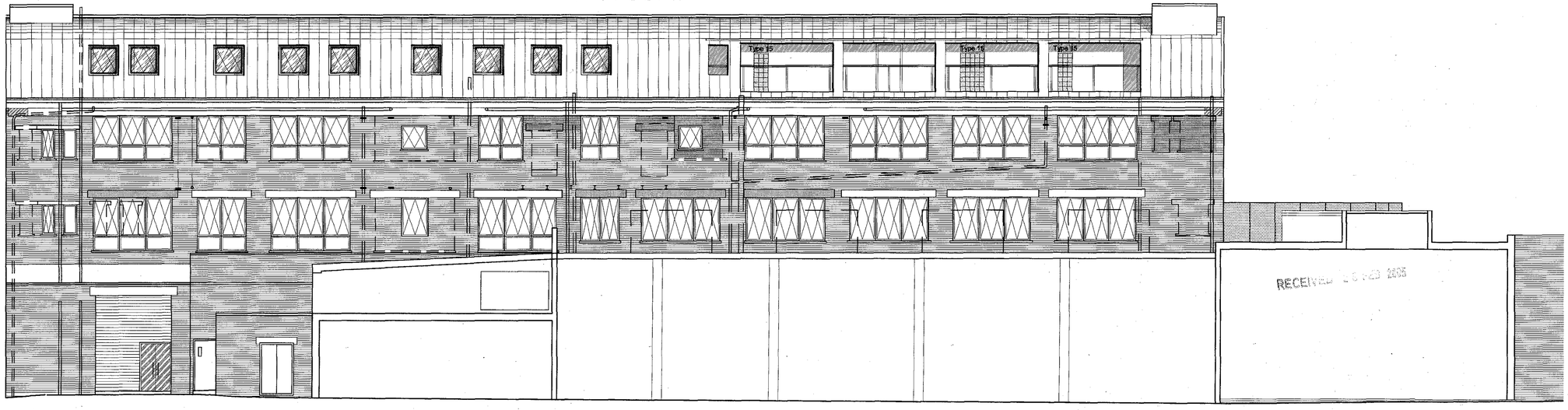

RECEIVED - 8 FEB 2005

tasou
associates
architects + structural engineers

4 Amwell Street, London. EC1R 1UQ T:020 7713 7070 F:020 7713 7071 E:tasou@tasou.co.uk

C	25.02.05	Third floor sliding windows revised
B	13.12.04	Glass blocks reduced as part of cost cutting
A	25.08.04	Window references added for planning

project: 4-26 Britannia Street, London WC1X 9JD

drwg title: Proposed Front and Rear Elevations

job no.: 674

drwg no.: L12

rev.: C

date: May 2004

scale @ A1: 1:100

Do not scale off this drawing - All areas and dimensions are approximate and subject to site survey.
© copyright of tasou associates

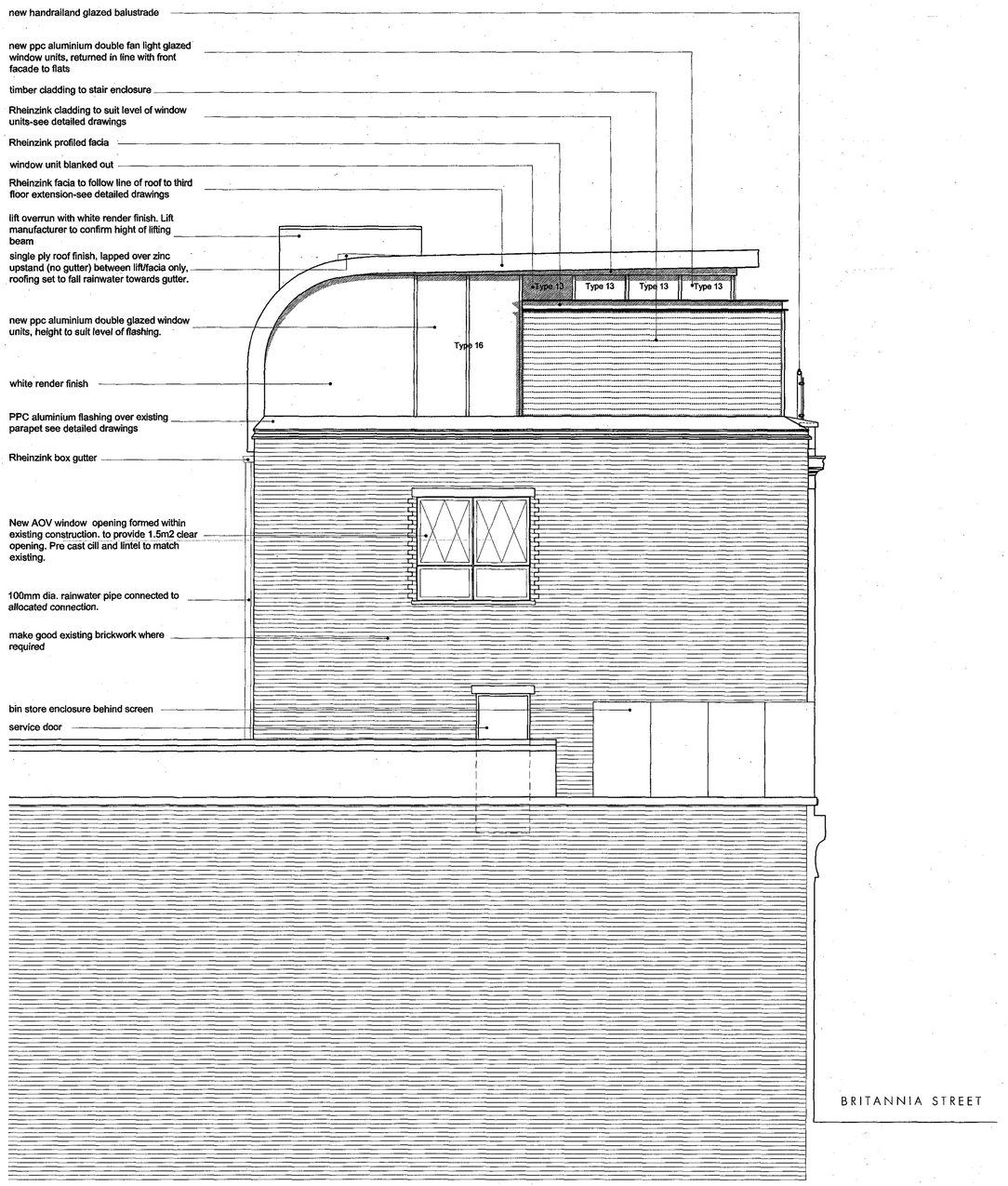

East elevation

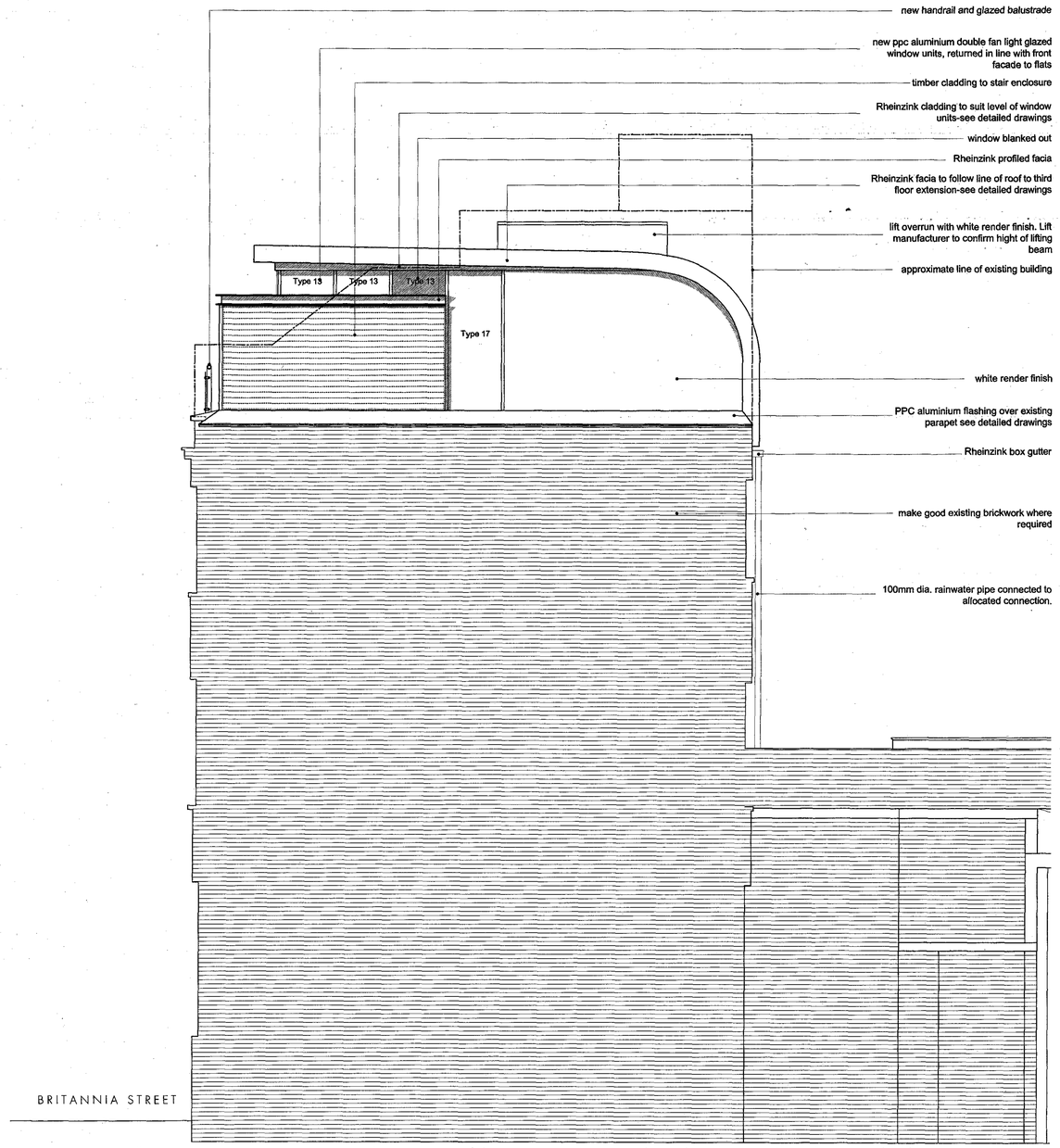

West elevation

RECEIVED 28 FEB 2005

tasou associates architects + structural engineers
4 Amwell Street, London. EC1R 1UQ T:020 7713 7070 F:020 7713 7071 E:tasou@tasou.co.uk

B	25.02.05	Window typse added to relate to window schedule
A	13.12.04	AOV (W1/02) omitted as part of cost cutting

project: 4-26 Britannia Street, London WC1X 9JD
drwg title: Proposed side Elevations
job no.: 674
drwg no.: L/08
rev.: B
date: June 2004
scale @ A1: 1:50