Specification

This drawing should be read in conjunction with the following specifications which include but are not limited to:

1—Tesco's Standard Specification (latest RLF fit out specification) including subsequent revisions made by Tesco's
2—Stace Building Supplemental Specification
3—Tesco's appointed consultants specification and detailed drawings (eg Pinnacle Consultancy, Husaman, Carmel etc)

STEELWORK
Encase structural steelwork with galvanized EML and 13 mm thick Carlite plaster to give half hour fire resistance.

LINTELS — Section 5, item 3, a, b & c

All lintels are to be galvanized pre—insulated steel lintels

A) Provide and bed in 1:1:6 cement/lime/sand mortar Catnic lintel ref CNX 5 over openings in 100mm thick internal walls with minimum 150mm end bearings

B)Provide and bed in 1:1:6 cement/lime/sand mortar Catnic lintel ref CNX5 over openings in 150mm thick internal walls with min 150mm end bearings

C) Provide and bed in 1:1:6 cement/lime/sand mortar Catnic lintel ref CN7 over openings in 100mm thick internal walls with minimum 150mm end bearings

DEMOLITION
All demolition work shall be carried out strictly in accordance with BS6187

The Contractor should take all reasonable precautions to prevent damage to neighboring properties adjacent to the works areas

SANITARY PIPEWORK
All drainage works to be inaccordance with Tesco's Spec
Section 9 item a,b,d(a,b,c,d)e,f,g,j and not excluding the following
Sanitary pipework to comply with BS 5572: 1978
All plastic waste traps are to have 75 mm deep seal and are to comply with BS 3943: 1979 [1988].
Waste pipes to be white plastic by Marley, or similar, to comply with BS4514: 1983

Where wastes connect to soil & vent pipes, these are to be at least 200 mm clear of W.C connections.
A branch pipe should not discharge into a stack in away which would cause crossflow into any other branch pipe.
Waste pipes are to have a gradient of 1:40 [25mm/m].
All waste pipes are to have rodding access points at all changes of direction traps are to be accessible.
The lowest branch connection to the soil & vent pipe is to be 450 mm above the drain invert. Bend at base of soil & vent pipes is to have a 200 mm minimum radius.
All waste pipes are to be air tested for approval by STMC

DRAINAGE
110mm diameter PVC—U soil drains to BS4660:1989 laid to falls of 1:40 on 100mm bed of granular material to BS 882: 1983. Surround drain with 150 mm thickness of granular material and backfill with selected spoil free from stones larger than 40 mm.
Minimum cover to drains to be 300 mm.
All drainage work to comply with BS 8301: 1985. Code of Practice for Building Drainage and Approved Document H (1992 Edition) of the Building Regulations.
SOIL AND VENT PIPE DUCTS
Encase soil & vent pipes with 25mm glass fibre wrapped around pipe and box in with 2 no. layers of 12.5mm thick plasterboard, taped joints skim finish.

NOTE
SEE SPECIALIST DRAWING FOR DETAILS OF HEATING & VENTILATION.
PROVIDE VENTILATION TO ALL WINDOWLESS ROOMS

ALL WINDOWLESS SANITARY & BATHROOM ACCOMMODATION IS TO HAVE A 10mm AIR GAP BELOW DOOR.

GENERAL NOTES
1. All work is to comply with current Building Regulations.
2. All materials and workmanship is to comply with British Standard Specifications and Agreement Certificates.
3. All Electrical work is to comply with IEE Regulations, 16th Edition (BS 7671: 1992) and be installed by a NICEIC Approved Contractor.
4. Contractor to check and verify all dimensions on site.
5. All materials are to be used in accordance with Manufacturers written instructions and Health & Safety advice.
6. All workmanship is to comply with BS 8000: Workmanship on Building Sites.
7. All work is to comply with the Construction Health, Safety & Welfare) Regulations 1996.

SURFACE OF WALL & CEILING SHOULD HAVE A SURFACE SPREAD OF FLAME CLASSIFICATION OF:—CLASS 0: IN CIRCULATION SPACE & ESCAPE ROUTES,CLASS 1: IN ALL ROOMS OTHER THAN THOSE SMALLER THAN 30msq; CLASS 3: IN SMALL ROOMS NOT EXCEEDING 30msq.

NOTE
ALL FIRE DOORS ON TO ESCAPE ROUTE/ STAIRS & ACROSS CORRIDORS SHOULD BE PROVIDED WITH SMOKE SEALS.

Condensation pipe to be connected into proposed sealed 150 x 150mm gully connected into existing below ground drainage
Hole to be formed in slab to accommodate 110mm dia pipe

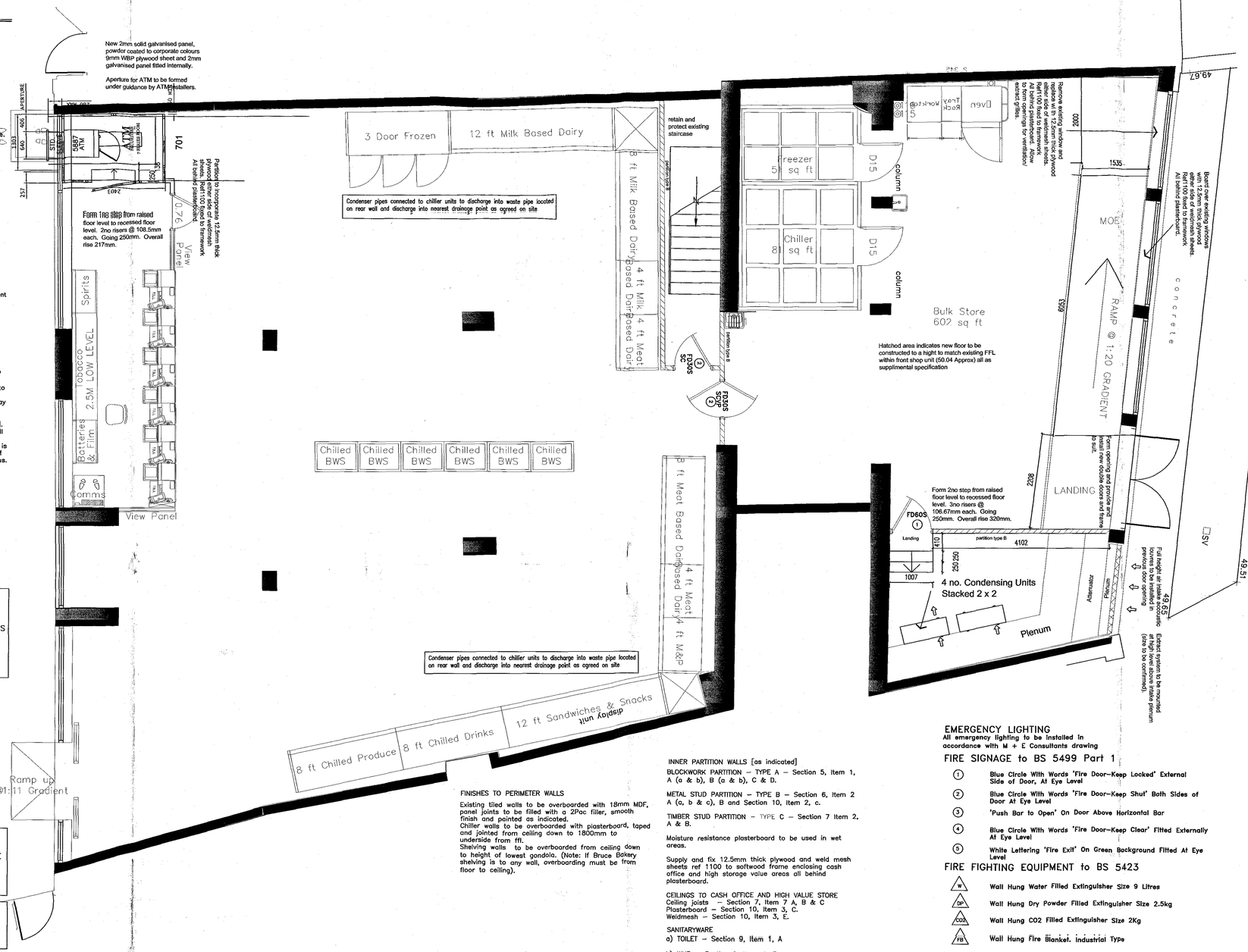

INNER PARTITION WALLS [as indicated]
BLOCKWORK PARTITION — TYPE A — Section 5, Item 1, A (a & b), B (a & b), C & D.

METAL STUD PARTITION — TYPE B — Section 6, Item 2 A (a, b & c), B and Section 10, Item 2, c.

TIMBER STUD PARTITION — TYPE C — Section 7 Item 2, A & B.

Moisture resistance plasterboard to be used in wet areas.

Supply and fix 12.5mm thick plywood and weld mesh sheets ref 1100 to softwood frame enclosing cash office and high storage value areas all behind plasterboard.

CEILINGS TO CASH OFFICE AND HIGH VALUE STORE
Ceiling joists — Section 7, Item 7 A, B & C
Plasterboard — Section 10, Item 3, C.
Weldmesh — Section 10, Item 3, E.

SANITARYWARE
a) TOILET — Section 9, Item 1, A

b) WHB — Section 9, Item 1, B

c) CLEANERS SINK — Section 9, Item

d) STAFF ROOM SINK — Section 9, Item

e) BAKERY WHB — Section 9, Item 3, A

f) DISABLED RAILS Section 9, Item 5, A & B

g) WASTE FITTINGS — Section 9, Item 6, A (a & b).

h) HOT & COLD PIPEWORK — Section 9 Item 7, A (a & b) & B.

8. For detail layout of mechanical ventilation refer to specialist

FINISHES TO PERIMETER WALLS

Existing tiled walls to be overboarded with 18mm MDF, panel joints to be filled with a 2Pac filler, smooth finish and painted as indicated.
Chiller walls to be overboarded with plasterboard, taped and jointed from ceiling down to 1800mm to underside from ffl.
Shelving walls to be overboarded from ceiling down to height of lowest gondola. (Note: If Bruce Bakery shelving is to any wall, overboarding must be from floor to ceiling).

EMERGENCY LIGHTING
All emergency lighting to be installed in accordance with M + E Consultants drawing

FIRE SIGNAGE to BS 5499 Part 1

1	Blue Circle With Words 'Fire Door—Keep Locked' External Side of Door, At Eye Level
2	Blue Circle With Words 'Fire Door—Keep Shut' Both Sides of Door At Eye Level
3	'Push Bar to Open' On Door Above Horizontal Bar
4	Blue Circle With Words 'Fire Door—Keep Clear' Fitted Externally At Eye Level
5	White Lettering 'Fire Exit' On Green Background Fitted At Eye Level

FIRE FIGHTING EQUIPMENT to BS 5423

W	Wall Hung Water Filled Extinguisher Size 9 Litres
DP	Wall Hung Dry Powder Filled Extinguisher Size 2.5kg
CO2	Wall Hung CO2 Filled Extinguisher Size 2Kg
FB	Wall Hung Fire Blanket. Industrial Type

FIRE PRECAUTIONS

FD30S	30 Minute Fire Resistant Fire Door
FD60S	60 Minute Fire Resistant Fire Door
SC	Self Closer
PB	Push Bar/ Panic Bar/ Push Button, Panic Override
VP	Vision Panel
FFF	Free from Fastenings
FR 30	Construction to achieve 30 Minute Fire Separation

FIRE EQUIPMENT— Refer to M & E Consultants FIRE ALARM DRAWING

FA	Fire Panel	H	Heat Detector (Mains Fed)
M	Magnetic Door Catch		Break Glass Fire Alarm Unit
S	Smoke Alarm (Mains fed)		Alarm Sounder

NOTES

This drawing and all the information shown is the property of Stace Building Surveying and shall not be copied whole, or in part, or used for any other purpose without written permission of the company.

ALL DIMENSIONS TO BE CHECKED ON SITE. DO NOT SCALE FROM THIS DRAWING.

REV No.	DATE	REMARKS
B	12.04.05	Bulk store ramp added. Plant room steps altered. Bakery WHB relocated. ATM Room layout altered.
A	09.03.05	Alterations in accordance wi th revised retail plan.

STACE
BUILDING SURVEYING
273 HIGH STREET
EPPING
ESSEX CM16 4DA
E-mail: epping@stace.co.uk
Tel No:01992 565560
Fax No:01992 560597

Client
TESCO STORE

Job Title
199—203 KENTISH TOWN ROAD
LONDON NW5 2JU

Drawing Title
GROUND FLOOR CONSTRUCTION PLAN & BUILDING REGS (3)

Scale 1:50	Sheet size A1
Date FEB 05	Drn. by @

Drg. No.
05/0438/06B

EXISTING REAR ELEVATION

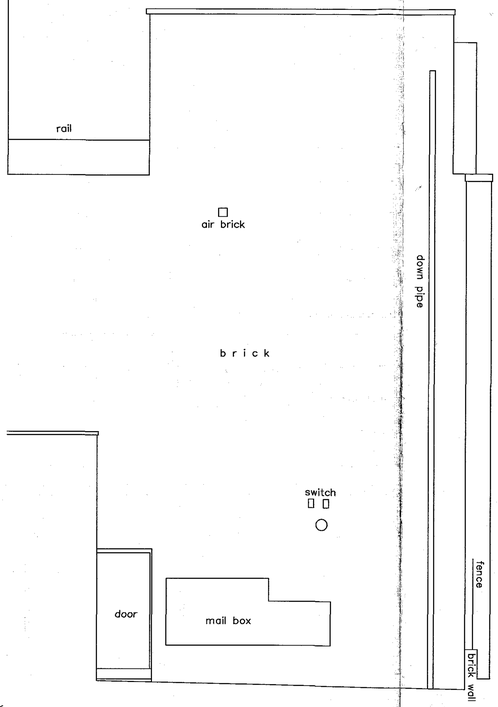

EXISTING SIDE ELEVATION

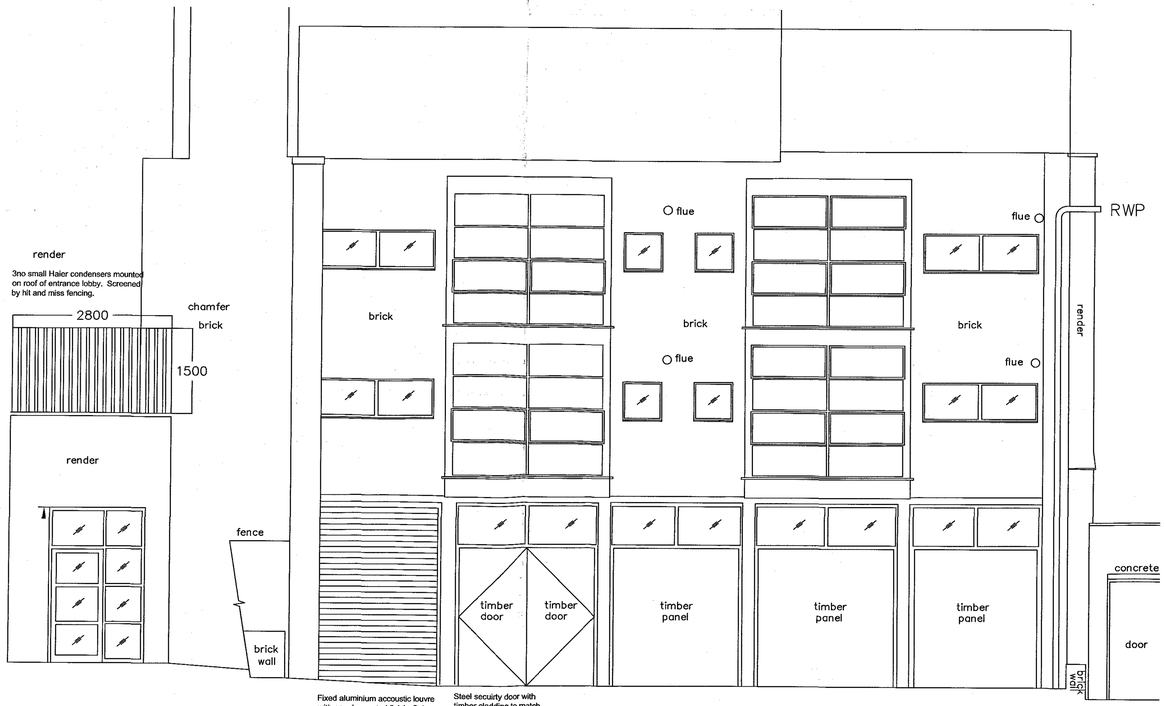

PROPOSED REAR ELEVATION

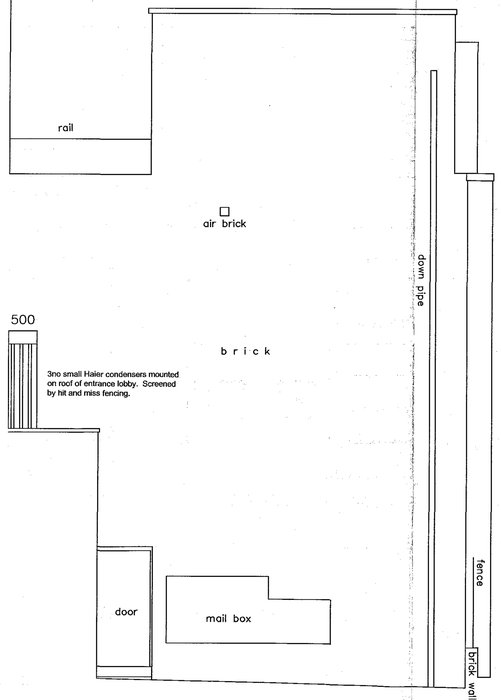

PROPOSED SIDE ELEVATION

NOTES

This drawing and all the information shown is the property of Stace Building Surveying and shall not be copied whole, or in part, or used for any other purpose without written permission of the company.

ALL DIMENSIONS TO BE CHECKED ON SITE. DO NOT SCALE FROM THIS DRAWING.

REV No.	DATE	REMARKS
B	26.05.05	A/C units relocated over doors to flats.
A	21.04.05	Double doors added. Louvre extended fully height of opening.

STACE
BUILDING SURVEYING
273 HIGH STREET
EPPING
ESSEX CM16 4DA
E-mail: epping@stace.co.uk
Tel: 01992 565565 Fax: 01992 560597

Client
TESCO STORES LTD

Job Title
199–203 KENTISH TOWN ROAD, LONDON, NW5

Drawing Title
PROPOSED & EXISTING REAR & SIDE ELEVATIONS

Scale 1:50
Sheet size A1
Date 21.03.05
Drn. by KM

Drg. No.
05/0438/010B

Proposed

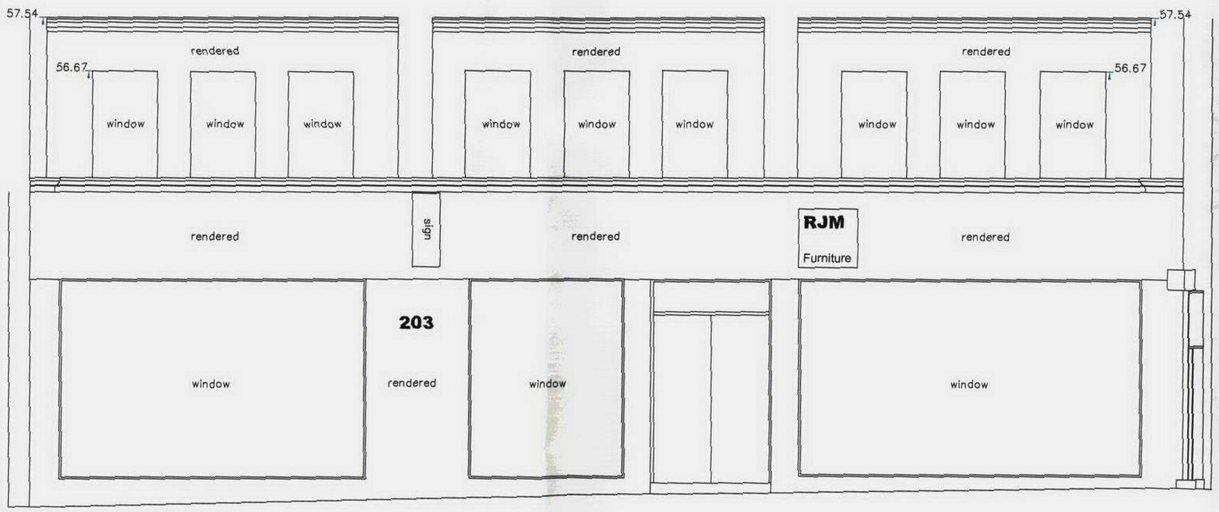

Existing

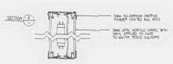

Internally illuminated by means of fluorescent tubes at 2020 candellas/m2

Tesco Express Projecting Sign @1:50

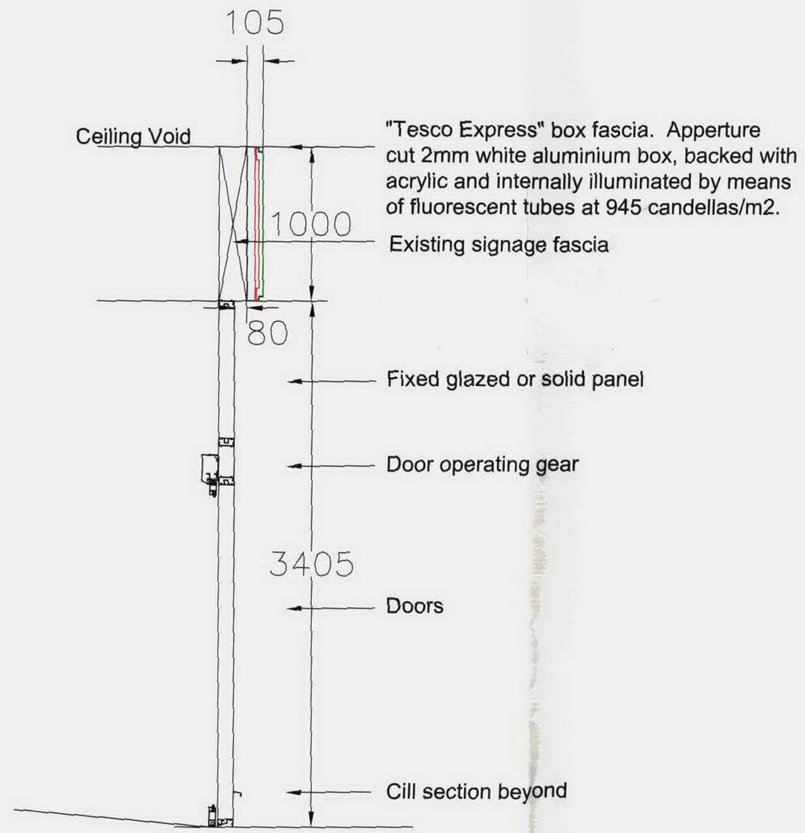

Section A-A @ 1:20

Note: All dimensions are approximate and subject to site survey by specialist contractor.

NOTES

This drawing and all the information shown is the property of Stace Building Surveying and shall not be copied whole, or in part, or used for any other purpose without written permission of the company.

ALL DIMENSIONS TO BE CHECKED ON SITE. DO NOT SCALE FROM THIS DRAWING.

REV No.	DATE	REMARKS
C	01.06.05	Cash sign removed due to planners comments

STACE
BUILDING SURVEYING
273 HIGH STREET
EPPING
ESSEX CM16 4DA
E-mail: epping@stace.co.uk
Tel: 01992 565565 Fax: 01992 560597

Client: Tesco Stores Ltd

Job Title: 199–203 Kentish Town Road London, NW5

Drawing Title: Existing & Proposed Elevations

Scale: 1:50 | Sheet size: A1

Date: 19.01.05 | Drn. by: KM

Drg. No. 05/0438/02C