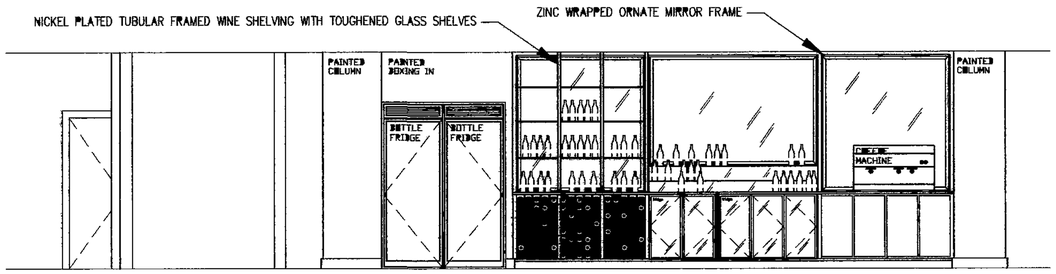

BACK BAR 1 50

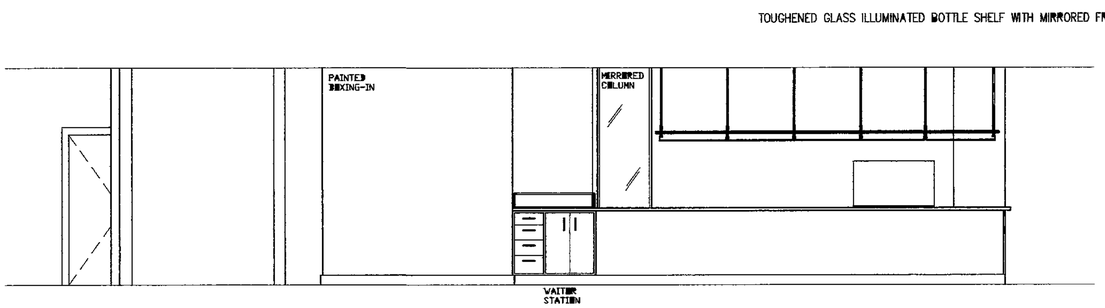

FRONT BAR 1 50

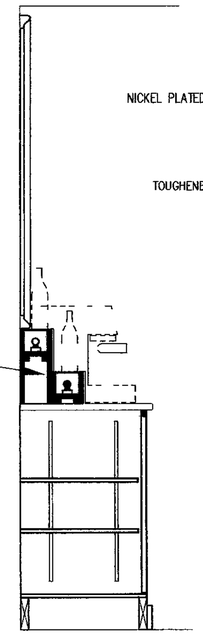

BACK BAR SECTION 1 20

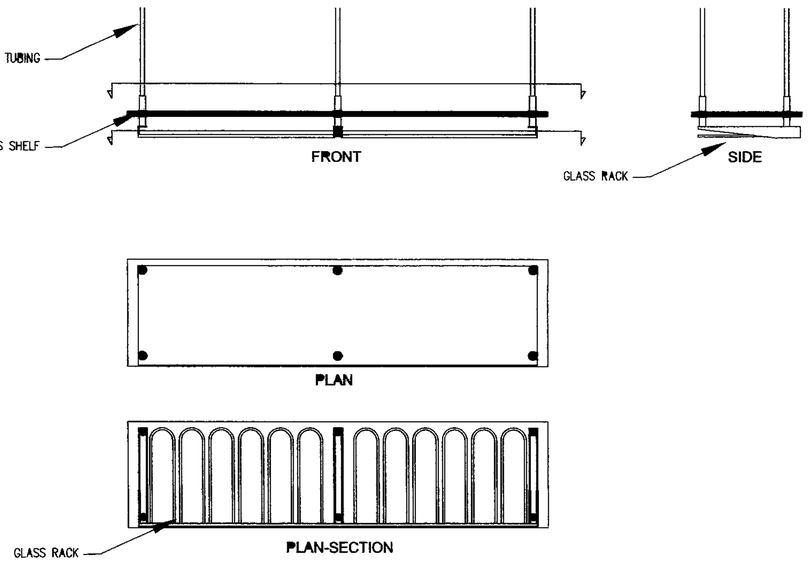

OVERBAR GLASS STORAGE 1 20

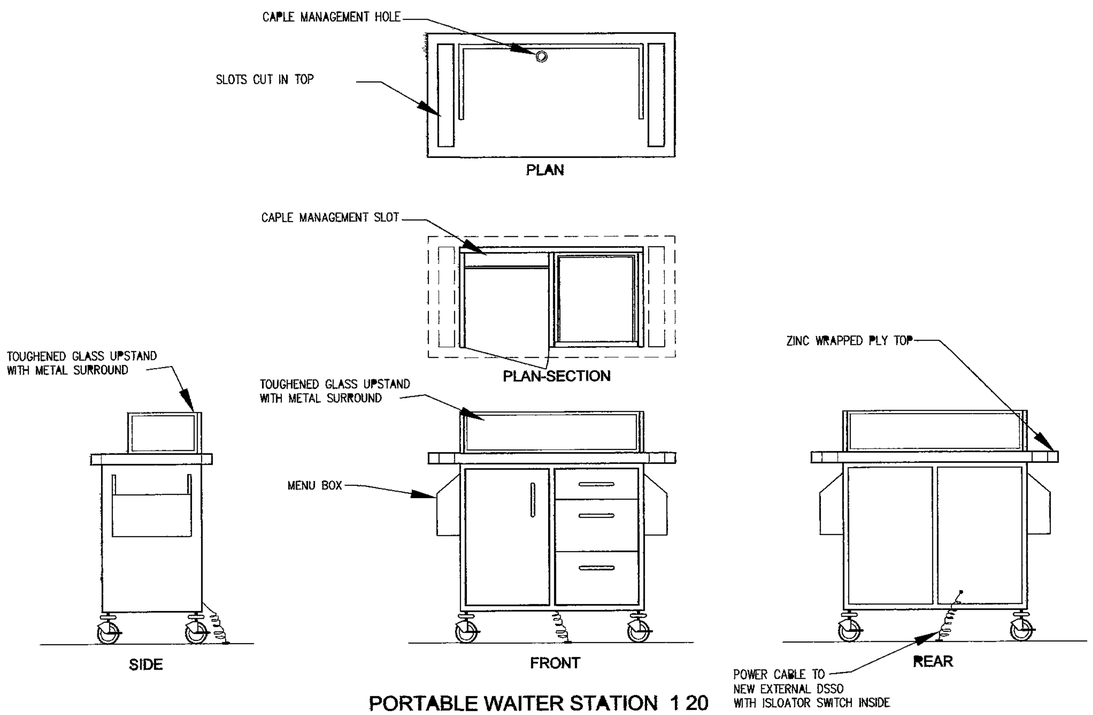

PORTABLE WAITER STATION 1 20

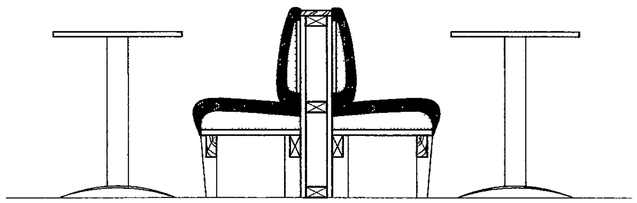

BANQUETE SEATING DETAIL 1 20

mackenzie wheeler
ARCHITECTS & DESIGNERS
Embankment Studios The Embankment Putney London SW15 1LJ
T +44 (0)20 8785 5980 F +44 (0)20 8785 5981

Client
MED KITCHEN

Project
MEDITERRANEAN KITCHEN
CAMBRIDGE CIRCUS

Drawing
DETAIL SHEET No 1

Drawing No	Rev
909/300	-

Scale	Size	Drawn	Date
AS SHOWN	A2	JMN	JULY 06

ALL DIMENSIONS, SETTING OUT AND LEVELS MUST BE CHECKED ON SITE AND NOT SCALED OFF THIS DRAWING BEFORE ORDERING AND STARTING WORK ON SITE

© MACKENZIE WHEELER

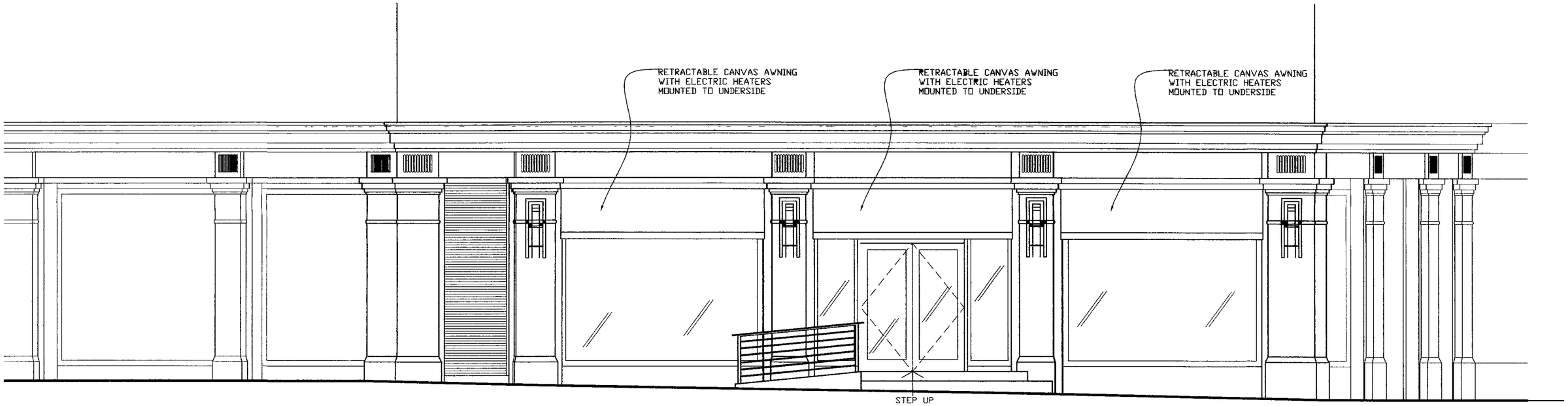

CAMBRIDGE CIRCUS ELEVATION AS EXISITING

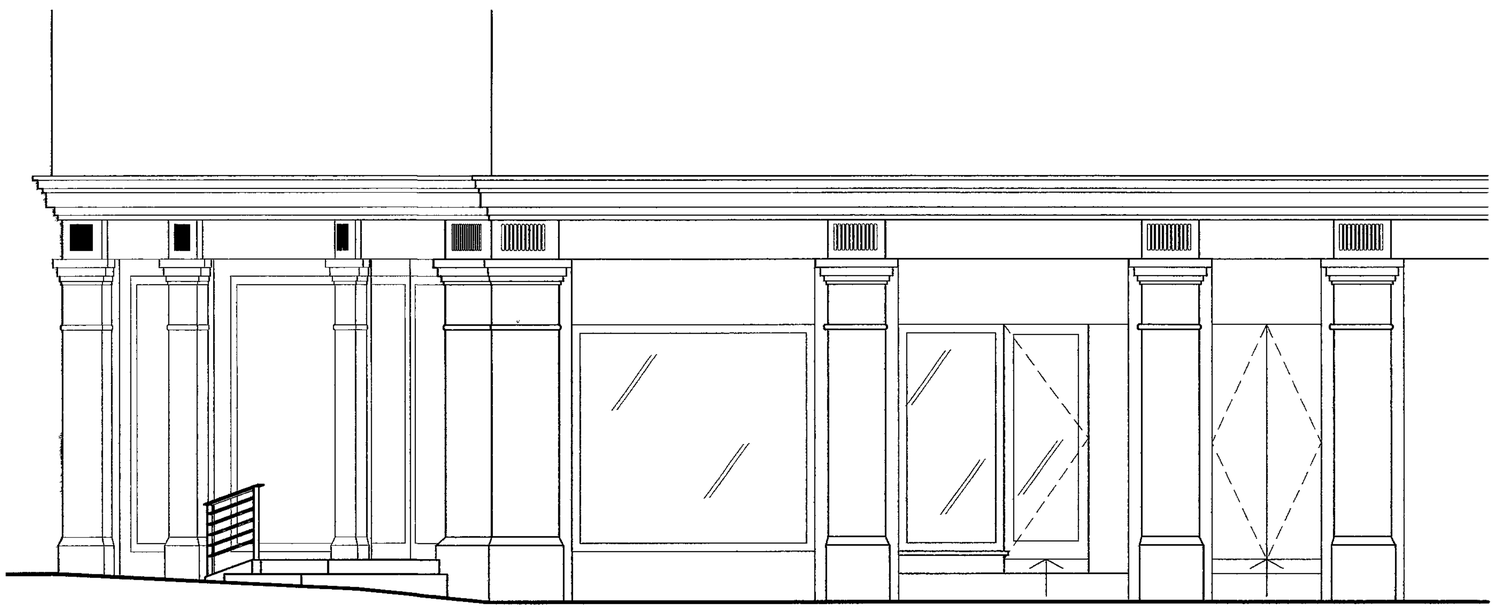

SHAFTESBURY AVENUE ELEVATION AS EXISITING

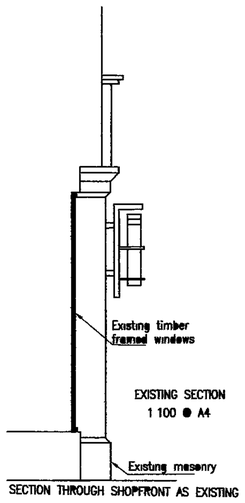

SECTION THROUGH SHOPFRONT AS EXISTING

Rev.	Note	Date
B	DRAWING RE-SCALED	08/08/06 SA
A	DRAWING RENUMBERED	07/08/06 SA

mackenzie wheeler
ARCHITECTS & DESIGNERS
Embankment Studios The Embankment Putney London SW15 1LB
T +44 (0)20 8785 5900 F +44 (0)20 8785 5901

Client
MED KITCHEN

Project
MEDITERRANEAN KITCHEN
CAMBRIDGE CIRCUS

Drawing
CAMBRIDGE CIRCUS &
SHAFTESBURY AVENUE
EXISTING ELEVATIONS

Drawing No	Rev
909/004	B

Scale	Size	Drawn	Date
1 50	A2	JMN	JULY 06

ALL DIMENSIONS, SETTING OUT AND LEVELS MUST BE CHECKED ON SITE AND NOT SCALED OFF THIS DRAWING BEFORE ORDERING AND STARTING WORK ON SITE

© MACKENZIE WHEELER

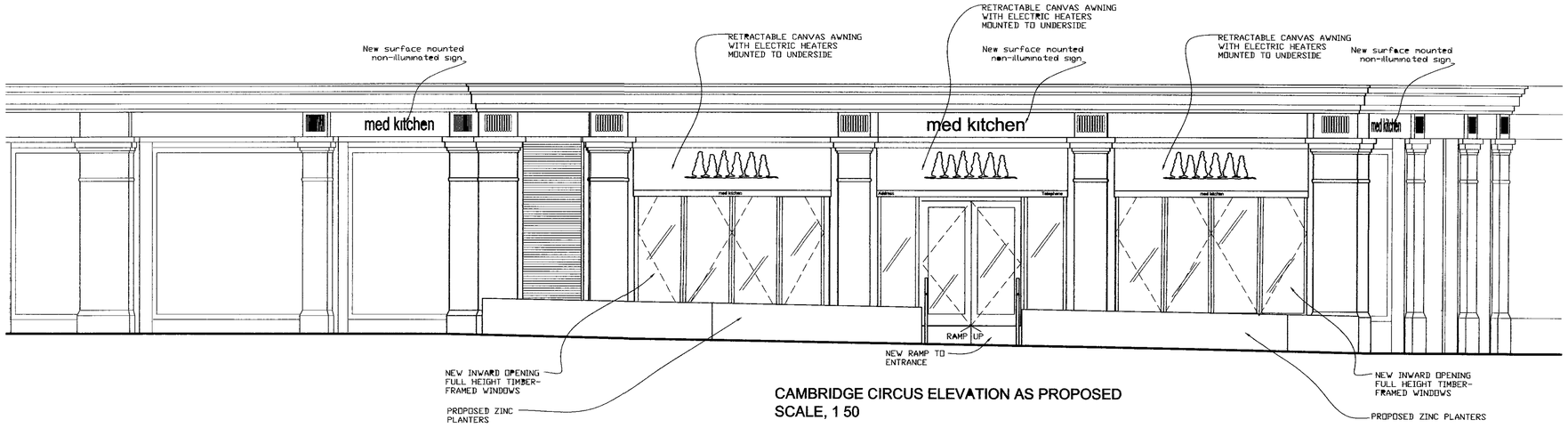

CAMBRIDGE CIRCUS ELEVATION AS PROPOSED
SCALE, 1 50

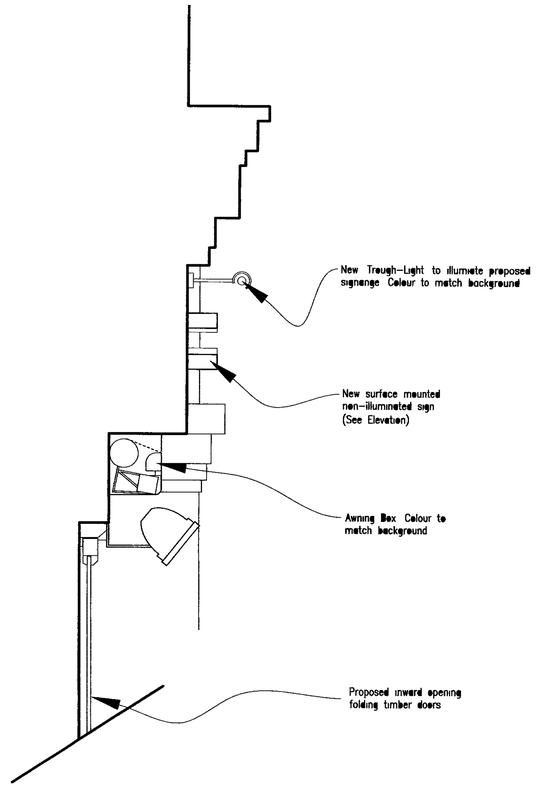

DETAIL 1, SECTION THROUGH EXISTING CORNICE SHOWING PROPOSED SIGNAGE LIGHTING AND RETRACTABLE AWNING
Scale, 1 10

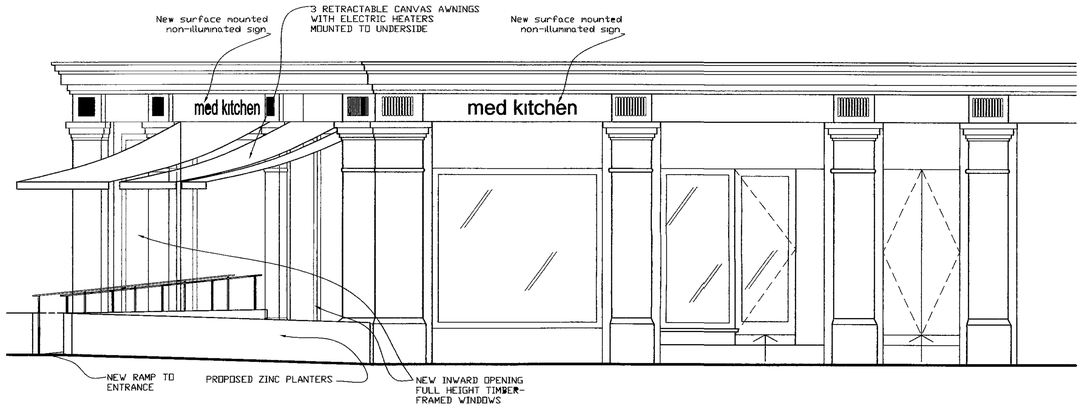

SHAFTESBURY AVENUE ELEVATION AS PROPOSED
SCALE, 1 50

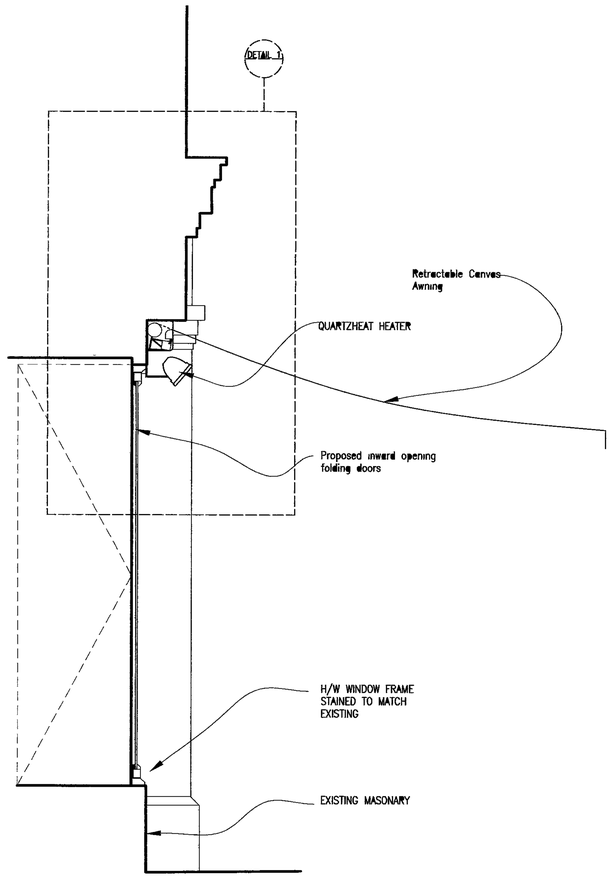

SECTION AA' THROUGH SHOPFRONT
AS PROPOSED Scale, 1 20

Rev	Note	Date
B	DRAWING RE-SCALED	08/08/06 SA
A	DRAWING RENUMBERED AND PLAN UPDATED	07/08/06 SA

mackenzie wheeler
ARCHITECTS & DESIGNERS
Embankment Studios The Embankment Putney London SW15 1LB
T +44 (0)20 8785 5000 F +44 (0)20 8785 5001

Client
CAFE MED

Project
MEDITERRANEAN KITCHEN
CAMBRIDGE CIRCUS

Drawing
CAMBRIDGE CIRCUS & SHAFTESBURY AVENUE PROPOSED ELEVATIONS

Drawing No	Rev
909/201	B

Scale	Size	Drawn	Date
AS SHOWN	A1	JMN	JULY-06

ALL DIMENSIONS SETTING OUT AND LEVELS MUST BE CHECKED ON SITE AND NOT SCALED OFF THIS DRAWING BEFORE ORDERING AND STARTING WORK ON SITE

© MACKENZIE WHEELER

Red line denotes assumed extent of demised lease area

Rev	Note	Date
B	DRAWING RE-SCALED	08/08/06 SA
A	DRAWING RENUMBERED AND PLAN UPDATED	07/08/06 SA

mackenzie wheeler
ARCHITECTS & DESIGNERS
Embankment Studios The Embankment Putney London SW15 1LB
T +44 (0)20 8785 5000 F +44 (0)20 8785 5001

Client
CAFE MED

Project
MEDITERRANEAN KITCHEN
CAMBRIDGE CIRCUS

Drawing
BASMENT PLAN
AS EXISTING

Drawing No	Rev
909/001	B

Scale	Size	Drawn	Date
1:50	A0	JMN	JULY-06

ALL DIMENSIONS, SETTING OUT AND LEVELS MUST BE CHECKED ON SITE AND NOT SCALED OFF THIS DRAWING BEFORE ORDERING AND STARTING WORK ON SITE

© MACKENZIE WHEELER

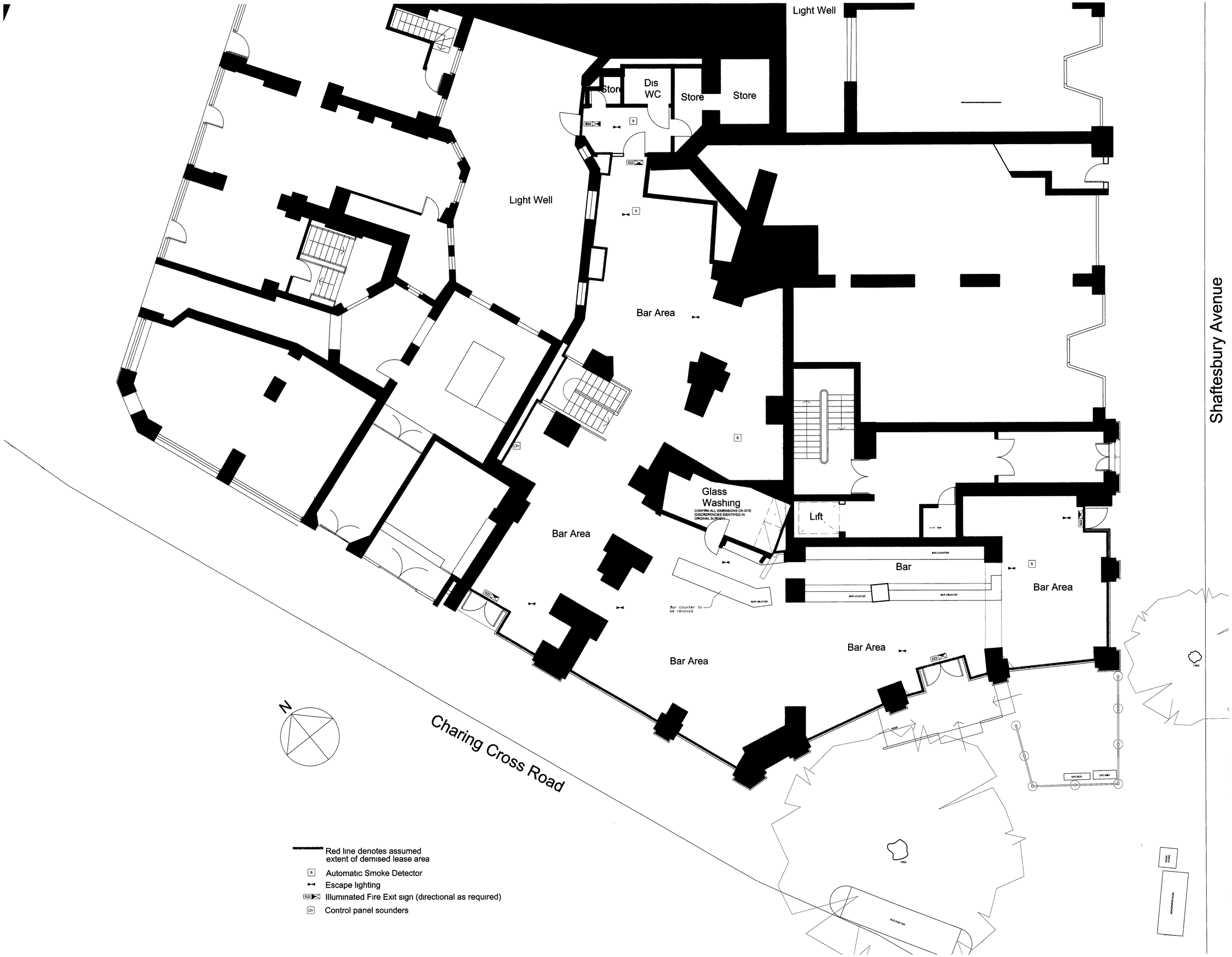

B DRAWING RE-SCALED 08/08/06 SA
A. DRAWING RENUMBERED AND PLAN UPDATED 07/08/06 SA
Rev Note Date

mackenzie wheeler
ARCHITECTS & DESIGNERS
Embankment Studios The Embankment Putney London SW15 1LB
T +44 (0)20 8785 5000 F +44 (0)20 8785 5001

Client
CAFE MED

Project
MEDITERRANEAN KITCHEN
CAMBRIDGE CIRCUS

Drawing
GROUND FLOOR PLAN
AS EXISTING

Drawing No	Rev
909/002	B

Scale	Size	Drawn	Date
1:50	A0	JMN	JULY-06

ALL DIMENSIONS, SETTING OUT AND LEVELS MUST BE CHECKED ON SITE AND NOT SCALED OFF THIS DRAWING BEFORE ORDERING AND STARTING WORK ON SITE

© MACKENZIE WHEELER

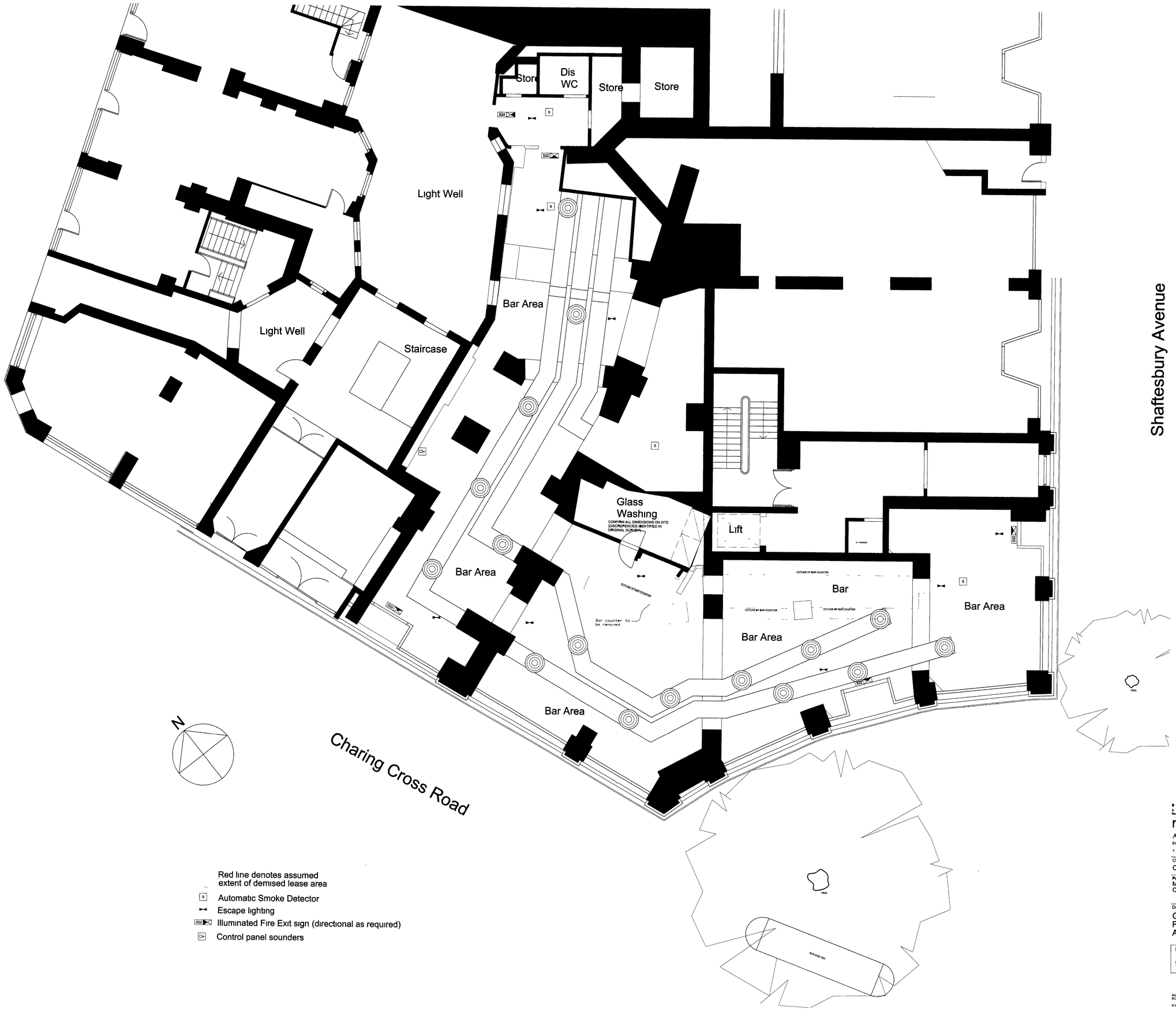

Red line denotes assumed extent of demised lease area

S Automatic Smoke Detector

Escape lighting

S22 Illuminated Fire Exit sign (directional as required)

Control panel sounders

Rev	Note	Date	
B	DRAWING RE-SCALED	08/08/06	SA
A	DRAWING RENUMBERED AND PLAN UPDATED	07/08/06	SA

mackenzie wheeler

ARCHITECTS & DESIGNERS

Embankment Studios The Embankment Putney London SW15 1LB

T +44 (0)20 8785 5000 F +44 (0)20 8785 5001

Client
CAFE MED

Project
MEDITERRANEAN KITCHEN
CAMBRIDGE CIRCUS

Drawing
GROUND FLOOR
REFLECTED CEILING PLAN
AS EXISTING

Drawing No	Rev
909/003	B

Scale	Size	Drawn	Date
1 50	A0	JMN	JULY-06

ALL DIMENSIONS SETTING OUT AND LEVELS MUST BE CHECKED ON SITE AND NOT SCALED OFF THIS DRAWING BEFORE ORDERING AND STARTING WORK ON SITE

© MACKENZIE WHEELER

Red line denotes assumed extent of demised lease area

Rev	Note	Date
B	DRAWING RE-SCALED	08/08/06 SA
A	DRAWING RENUMBERED AND PLAN UPDATED	07/06/06 SA

mackenzie wheeler
ARCHITECTS & DESIGNERS
Embankment Studios The Embankment Putney London SW15 1LB
T +44 (0)20 8785 5000 F +44 (0)20 8785 5001

Client
CAFE MED

Project
MEDITERRANEAN KITCHEN
CAMBRIDGE CIRCUS

Drawing
BASEMENT PLAN
AS PROPOSED

Drawing No	Rev
909/101	B

Scale	Size	Drawn	Date
1 50	A0	JMN	JULY-06

ALL DIMENSIONS, SETTING OUT AND LEVELS MUST BE CHECKED ON SITE AND NOT SCALED OFF THIS DRAWING BEFORE ORDERING AND STARTING WORK ON SITE

© MACKENZIE WHEELER

Existing Access ramp
9Deg slope

Building Regs Guidance
3Deg slope

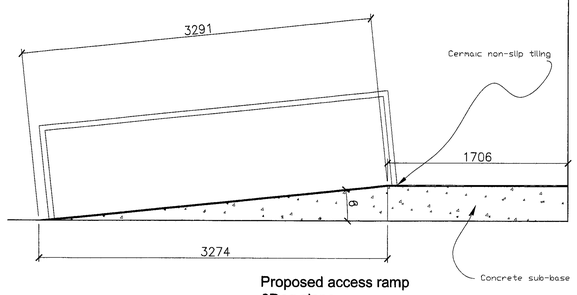

Proposed access ramp
6Deg slope

SECTION THROUGH RAMP
SCALE, 1 20

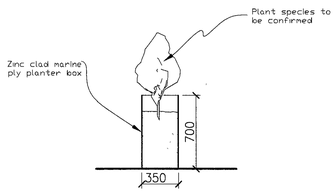

PROPOSED ZINC PLANTERS
SCALE, 1 20

S Automatic Smoke Detector
Escape lighting
S22 Illuminated Fire Exit sign (directional as required)
Control Panel Sounder

Rev	Note	Date
B	DRAWING RE-SCALED	08/08/06 SA
A	DRAWING RENUMBERED AND PLAN UPDATED	07/08/06 SA

mackenzie wheeler
ARCHITECTS & DESIGNERS
Embankment Studios The Embankment Putney London SW15 1LB
T +44 (0)20 8785 5000 F +44 (0)20 8785 5001

Client
CAFE MED

Project
MEDITERRANEAN KITCHEN
CAMBRIDGE CIRCUS

Drawing
GROUND FLOOR PLAN
AS PROPOSED

Drawing No	Rev
909/102	B

Scale	Size	Drawn	Date
1 50	A0	JMN	JULY-06

ALL DIMENSIONS, SETTING OUT AND LEVELS MUST BE CHECKED ON SITE AND NOT SCALED OFF THIS DRAWING BEFORE ORDERING AND STARTING WORK ON SITE

© MACKENZIE WHEELER

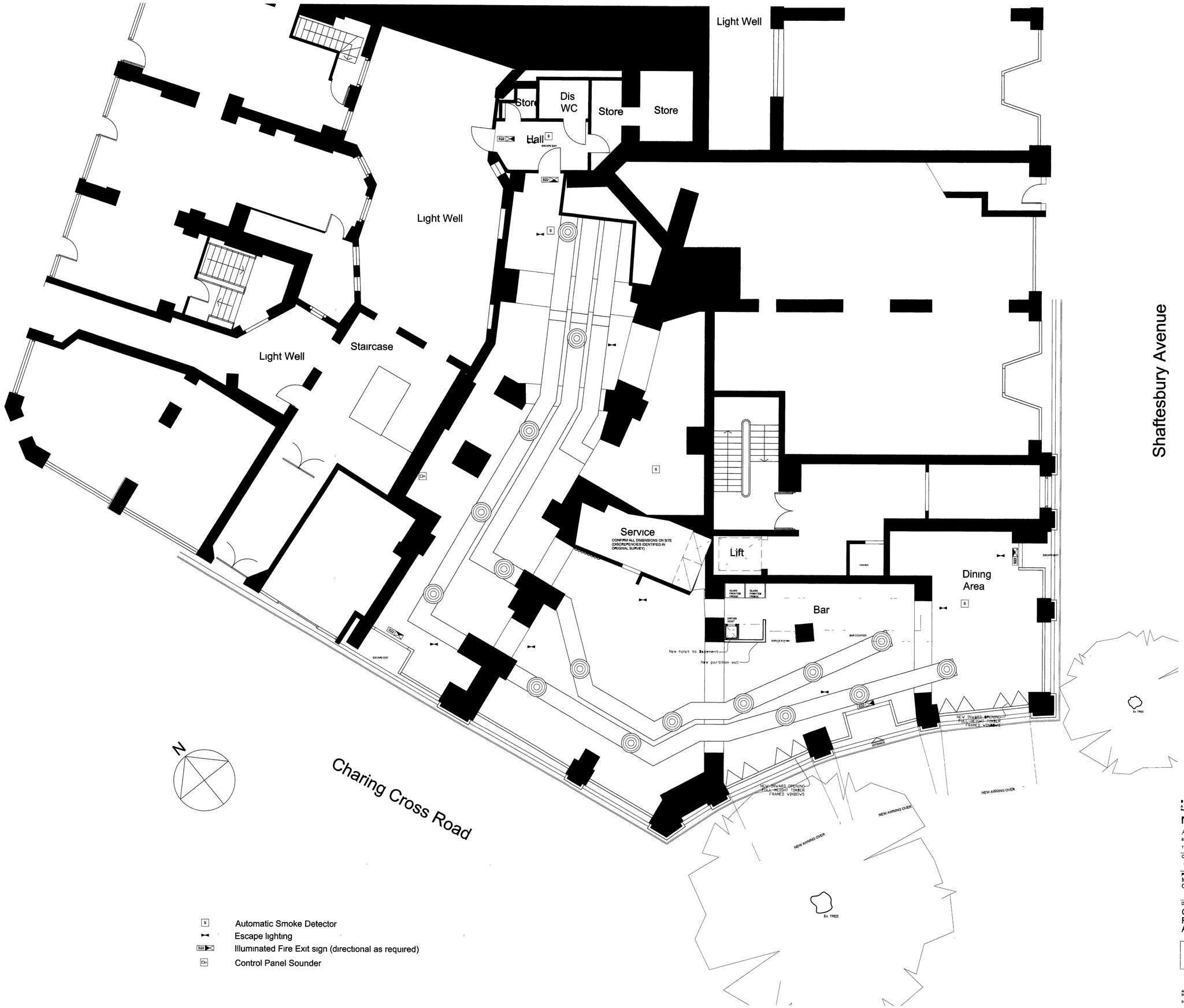

S Automatic Smoke Detector

Escape lighting

Illuminated Fire Exit sign (directional as required)

Control Panel Sounder

Rev	Note	
B	DRAWING RE-SCALED	08/08/06 SA
A	DRAWING RENUMBERED AND PLAN UPDATED	07/08/06 SA

mackenzie wheeler

ARCHITECTS & DESIGNERS

Embankment Studios The Embankment Putney London SW15 1LB

T +44 (0)20 8785 5000 F +44 (0)20 8785 6001

Client
CAFE MED

Project
MEDITERRANEAN KITCHEN
CAMBRIDGE CIRCUS

Drawing
GROUND FLOOR
REFLECTED CEILING PLAN
AS PROPOSED

Drawing No	Rev
909/103	B

Scale	Size	Drawn	Date
1 50	A0	JMN	JULY-06

ALL DIMENSIONS SETTING OUT AND LEVELS MUST BE CHECKED ON SITE AND NOT SCALED OFF THIS DRAWING BEFORE ORDERING AND STARTING WORK ON SITE

© MACKENZIE WHEELER