

Existing Condition Images



Existing grilles to be removed and plastered over

Existing non original door sets to be replaced.

Existing barrier to be refurbished and repainted

New carpet to be installed on existing terrazzo, with skirtings over clad in stainless steel



Centre Point 20th Floor North

To be read in conjunction with diagrammatic existing floor plans

Centre Point

ROLFE JUDD

© Rolfe Judd 2006

Existing Condition Images



3

1

1

2

4

5



4

- 1 Non-original door set to be replaced.
- 2 Existing lift surround to be over clad with stainless steel to match lift doors.
- 3 Existing grilles to be removed and plastered over.
- 4 Existing barrier to be refurbished and repainted.
- 5 New carpet to be installed on existing terrazzo, with skirtings over clad in stainless steel.

Centre Point 20th Floor North

To be read in conjunction with diagrammatic existing floor plans

Centre Point

ROLFE JUDD

© Rolfe Judd 2006

Existing Condition Images



Centre Point 20th Floor North

To be read in conjunction with diagrammatic existing floor plans

Centre Point

ROLFE JUDD

© Rolfe Judd 2006

Existing Condition Images



- 1 Non-original door set to be replaced.
- 3 Existing grilles to be removed and plastered over.
- 4 Existing barrier to be refurbished and repainted.
- 5 New carpet to be installed on existing terrazzo, with skirtings over clad in stainless steel.
- 6 Cupboard doors to be removed.

Centre Point 20th Floor South


To be read in conjunction with diagrammatic existing floor plans

Centre Point

ROLFE JUDD

© Rolfe Judd 2006

Existing Condition Images



- 1 Non-original door set to be replaced.
- 3 Existing grilles to be removed and plastered over.
- 4 Existing barrier to be refurbished and repainted.
- 5 New carpet to be installed on existing terrazzo, with skirtings over clad in stainless steel.

Centre Point 20th Floor South


To be read in conjunction with diagrammatic existing floor plans

Centre Point

ROLFE JUDD

© Rolfe Judd 2006

Existing Condition Images



Existing toilet interior non-original. All non-original partitions, fittings and finishes to be removed.

Original terrazzo partitions and flooring have been removed during previous fit out.
New terrazzo partitions to match the original are to be installed.

Centre Point 20th Floor South


To be read in conjunction with diagrammatic existing floor plans

Centre Point

ROLFE JUDD

© Rolfe Judd 2006

Existing Condition Images



- 1 Non-original door set to be replaced.
- 2 Existing lift surround to be over clad with stainless steel to match lift doors.
- 3 Existing grilles to be removed and plastered over.
- 4 Existing barrier to be replaced to match original and painted.
- 5 New carpet to be installed on existing terrazzo, with skirting's over clad in stainless steel.

Centre Point 19th Floor North

To be read in conjunction with diagrammatic existing floor plans

Centre Point

ROLFE JUDD

© Rolfe Judd 2006

Existing Condition Images



Existing toilet interior non-original. All non-original partitions, fittings and finishes to be removed.
New terrazzo partitions to be installed to match the original..

Centre Point 19th Floor North

To be read in conjunction with diagrammatic existing floor plans

Centre Point

ROLFE JUDD

© Rolfe Judd 2006

Existing Condition Images



20



21

Centre Point 19th Floor North

To be read in conjunction with diagrammatic existing floor plans

Centre Point


ROLFE JUDD

© Rolfe Judd 2006

Existing Condition Images



All existing partitions, kitchenette, fixtures, fittings and finishes to be stripped out.



Centre Point 19th Floor South

To be read in conjunction with diagrammatic existing floor plans

Centre Point

ROLFE JUDD

© Rolfe Judd 2006

Existing Condition Images



3

1

4



1

2

5

- 1 Non-original door set to be replaced.
- 2 Existing lift surround to be over clad with stainless steel to match lift doors.
- 3 Existing grilles to be removed and plastered over.
- 4 Existing barrier to be replaced to match original and painted.
- 5 New carpet to be installed on existing terrazzo, with skirtings over clad in stainless steel.

Centre Point 19th Floor South

To be read in conjunction with diagrammatic existing floor plans

Centre Point

ROLFE JUDD

© Rolfe Judd 2006

Existing Condition Images



Original terrazzo partitions and flooring have been removed during previous fit out.
New terrazzo partitions to match the original are to be installed.

Non-original door set to be replaced.



Centre Point 19th Floor South

To be read in conjunction with diagrammatic existing floor plans

Centre Point

ROLFE JUDD

© Rolfe Judd 2006

Existing Condition Images



Existing door set to be refurbished and painted on lift lobby side to match toilet door.



- 1 Non-original door set to be replaced.
- 2 Existing lift surround to be over clad with stainless steel to match lift doors.
- 5 New carpet to be installed on existing terrazzo screed, with skirtings over clad in stainless steel.

Centre Point 17th Floor North

To be read in conjunction with diagrammatic existing floor plans

Centre Point

ROLFE JUDD

© Rolfe Judd 2006

Existing Condition Images



3

2

Existing door sets to be refurbished and painted.

4

5



- 1 Non-original door set to be replaced.
- 2 Existing lift surround to be over clad with stainless steel to match lift doors.
- 3 Existing grilles to be removed and plastered over.
- 4 Existing barrier to be refurbished and repainted.
- 5 New carpet to be installed on existing terrazzo, with skirtings over clad in stainless steel.

Centre Point 17th Floor North

To be read in conjunction with diagrammatic existing floor plans

Centre Point

ROLFE JUDD

© Rolfe Judd 2006

Existing Condition Images



Existing terrazzo to be refurbished and replaced with matching material where necessary.

Existing toilet interior non-original. All non-original partitions, fittings and finishes to be removed.



Paint to be removed from original terrazzo partitions and surfaces refurbished.

Centre Point 17th Floor North

To be read in conjunction with diagrammatic existing floor plans

Centre Point

ROLFE JUDD

© Rolfe Judd 2006

Existing Condition Images



Centre Point 17th Floor North

To be read in conjunction with diagrammatic existing floor plans

Centre Point

ROLFE JUDD

© Rolfe Judd 2006

Existing Condition Images



Centre Point 17th Floor South

To be read in conjunction with diagrammatic existing floor plans

Centre Point


ROLFE JUDD

© Rolfe Judd 2006

Existing Condition Images



Existing door set to be
refurbished and repainted



- 1 Non-original door set to be replaced.
- 2 Existing lift surround to be over clad with stainless steel to match lift doors.
- 3 Existing grilles to be removed and plastered over.
- 4 Existing barrier to be refurbished and repainted.
- 5 New carpet to be installed on existing terrazzo, with skirtings over clad in stainless steel.

Centre Point 17th Floor South

To be read in conjunction with diagrammatic existing floor plans

Centre Point

ROLFE JUDD

© Rolfe Judd 2006

Existing Condition Images



Paint to be removed from original terrazzo partitions and surfaces refurbished.

Existing toilet interior non-original.

All non-original partitions, fittings and finishes to be removed.



Existing terrazzo to be refurbished and replaced with matching materials where necessary.

Centre Point 17th Floor South

To be read in conjunction with diagrammatic existing floor plans

Centre Point

ROLFE JUDD

© Rolfe Judd 2006