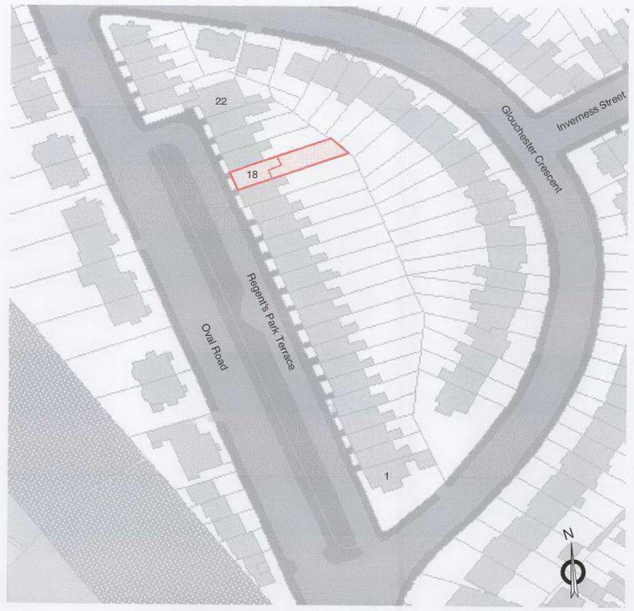

1 Location Plan
1:1250 Scale @ A1

2 Existing Rear Elevation

3 Lower Ground Floor to the Rear

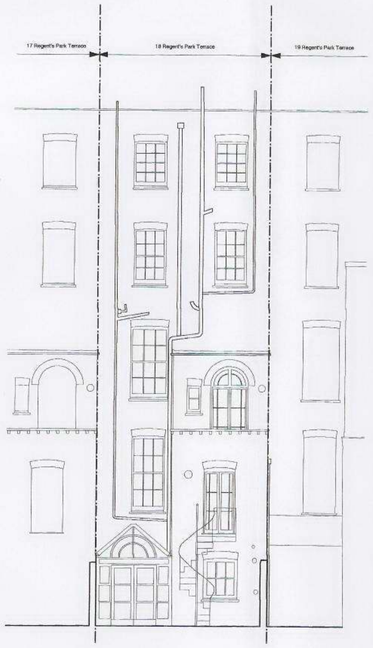

4 Existing Rear Elevation
1:100 Scale @ A1

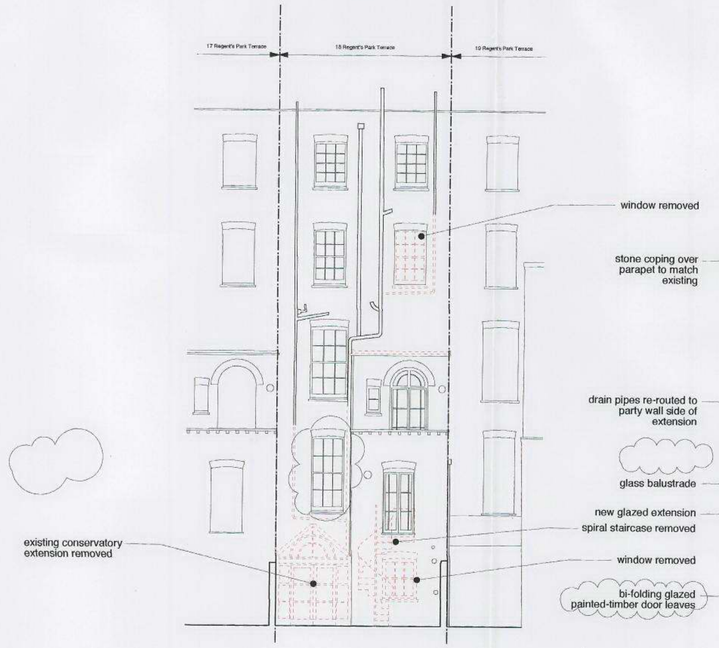

5 Rear Elevation - Demolitions
1:100 Scale @ A1
See drawing 1/P/05 for elevation at larger-scale.

6 Proposed Rear Elevation
1:100 Scale @ A1
See drawing 2/P/05 for elevation at larger-scale.

2006/3024/PR1

demolitions are shown dashed in RED

new proposed works are shown outlined in GREEN

Note

1. Do not scale from these drawings. Refer to figured dimensions only and, where these are missing or cannot be inferred from the given dimensions, refer to the Architect for instruction.
2. Inform the Architect as soon as possible of any discrepancies found on site.
3. This drawing is to be read in conjunction with the structural and mechanical engineers' general arrangement drawings, all relevant detail and layout drawings and the project specification.

18 Regent's Park Terrace
London NW1 7EE

Rev	Date	Note
-	27.06.06	First issue
A	18.09.06	Elevation amended

MARY THUM ARCHITECTS

14 GREAT TURNSTILE
LONDON WC1V 7HH
TEL 020 7831 2654
FAX 020 7404 6560
mail@marythum.com

Drawing

Location Plan, Existing and Proposed Rear Elevation

Number

0601/P/01

Revision

A

Planning

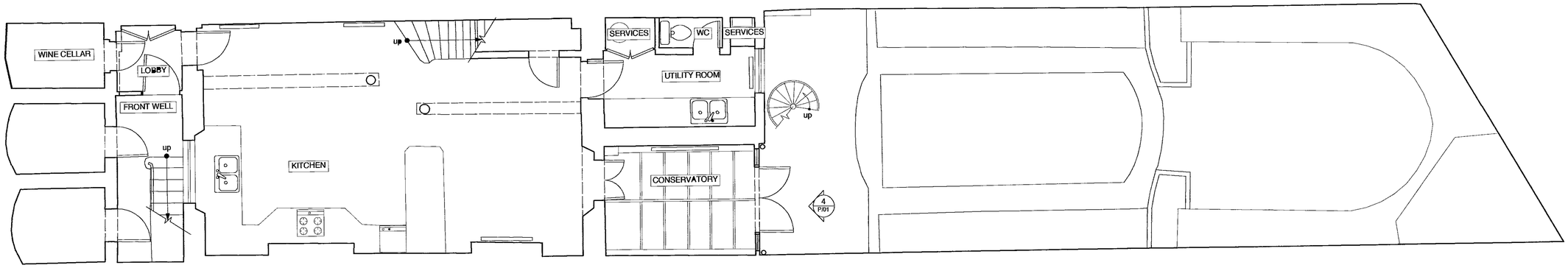

1 Existing Basement Plan
1 50 Scale @ A1

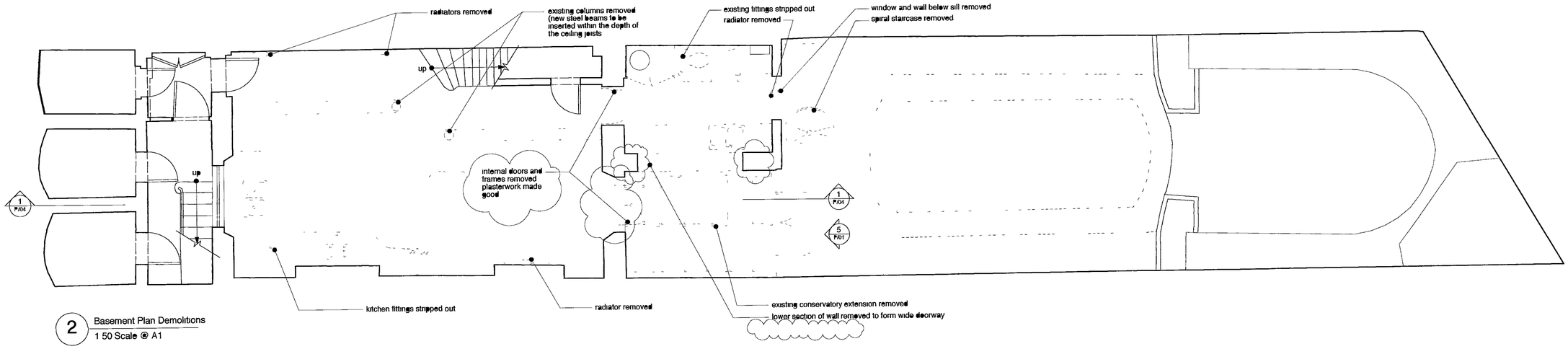

2 Basement Plan Demolitions
1 50 Scale @ A1

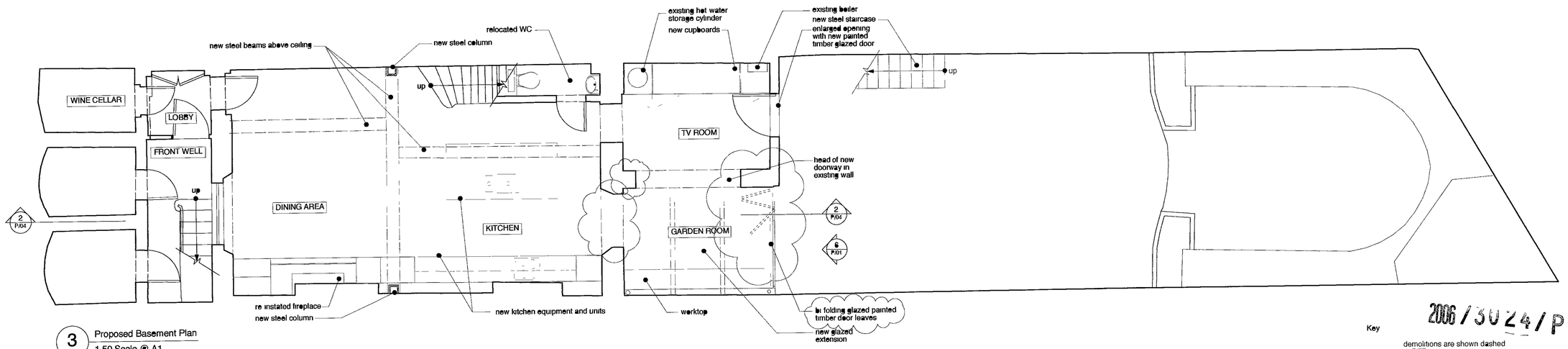

3 Proposed Basement Plan
1 50 Scale @ A1

2006/3024/PR1

Key

demolitions are shown dashed in RED

new proposed works are shown outlined in GREEN

Note

1 Do not scale from these drawings Refer to figured dimensions only and where these are missing or cannot be inferred from the given dimensions refer to the Architect for instruction

2. Inform the Architect as soon as possible of any discrepancies found on site

3 This drawing is to be read in conjunction with the structural and mechanical engineers' general arrangement drawings all relevant detail and layout drawings and the project specification

18 Regent's Park Terrace
London NW1 7EE

Rev	Date	Note
	27 06 06	First issue
A	25 08 06	Columns and beams added
B	18 09 06	Adjustments to internal openings

MARY THUM ARCHITECTS

14 GREAT TURNSTILE
LONDON WC1V 7HH
TEL 020 7831 2654
FAX 020 7404 6560
mail@marythum.com

Drawing

Existing and Proposed Plans

Number

0601/P/02

Revision

B

Planning

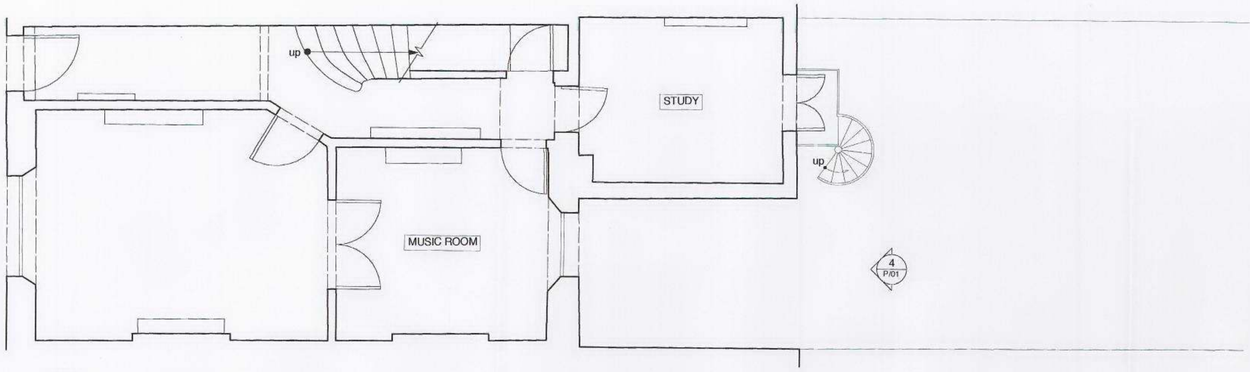

1 Existing Ground Floor Plan
1:50 Scale @ A1

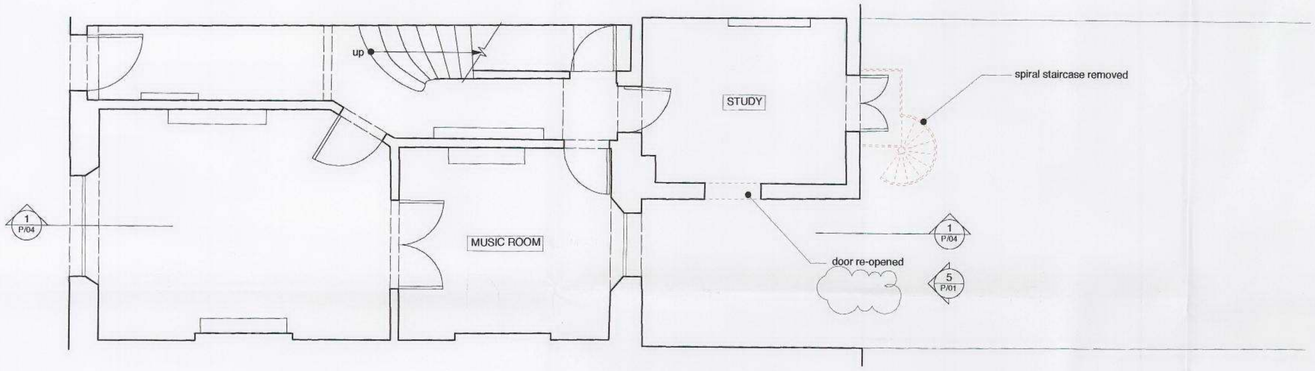

2 Ground Floor Demolitions
1:50 Scale @ A1

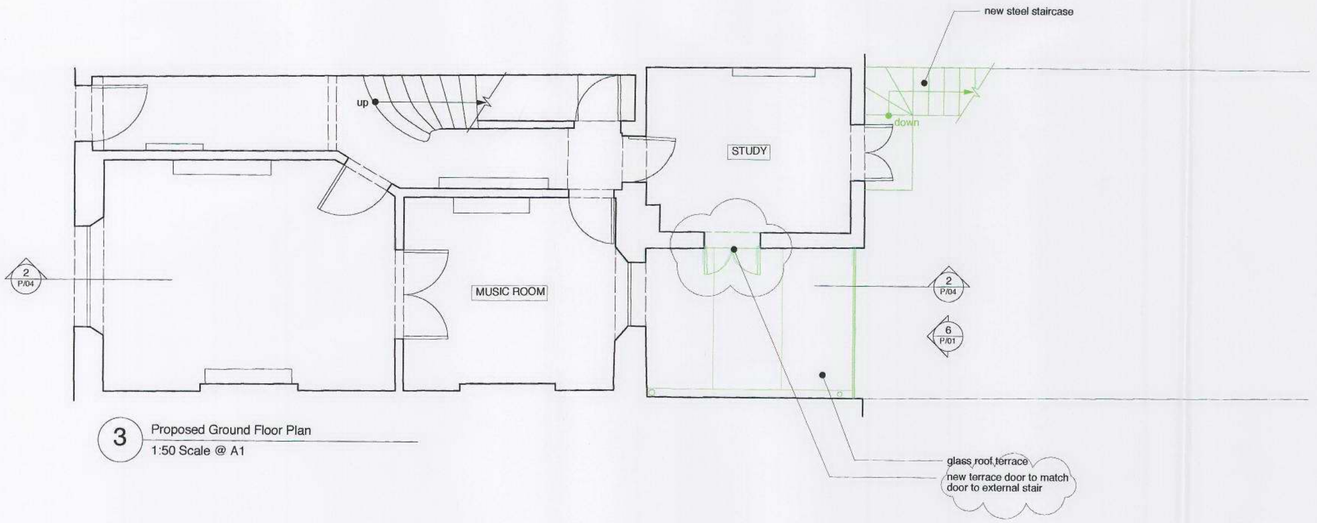

3 Proposed Ground Floor Plan
1:50 Scale @ A1

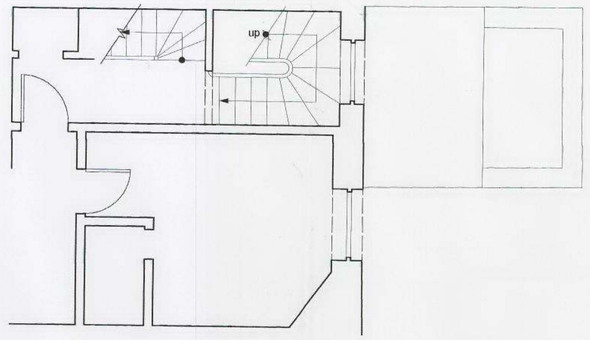

4 Existing Second Floor Plan
1:50 Scale @ A1

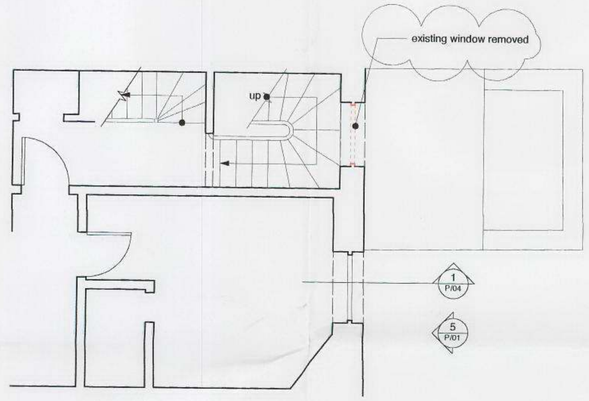

5 Second Floor Demolitions
1:50 Scale @ A1

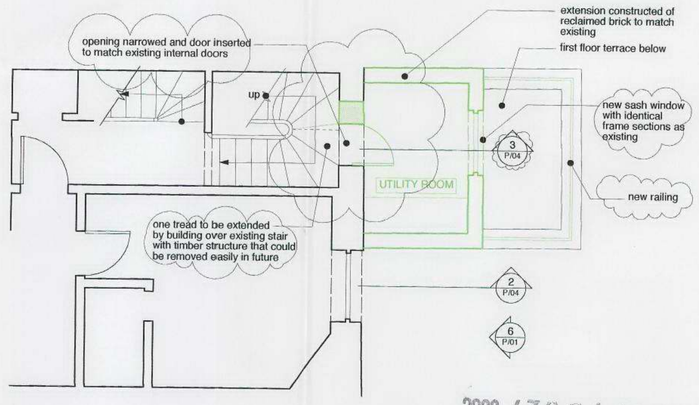

6 Proposed Second Floor Plan
1:50 Scale @ A1

2006/3024/PR1

Key

demolitions are shown dashed in RED

new proposed works are shown outlined in GREEN

Note

1. Do not scale from these drawings. Refer to figured dimensions only and, where these are missing or cannot be inferred from the given dimensions, refer to the Architect for instruction.
2. Inform the Architect as soon as possible of any discrepancies found on site.
3. This drawing is to be read in conjunction with the structural and mechanical engineers' general arrangement drawings, all

18 Regent's Park Terrace
London NW1 7EE

Rev	Date	Note
.	27.06.06	First issue
A	18.09.06	General Revisions

MARY THUM ARCHITECTS

14 GREAT TURNSTILE
LONDON WC1V 7HH
TEL 020 7831 2654
FAX 020 7404 6560
mail@marythum.com

Drawing

Existing and Proposed Plans

Number

0601/P/03

Revision

A

Planning

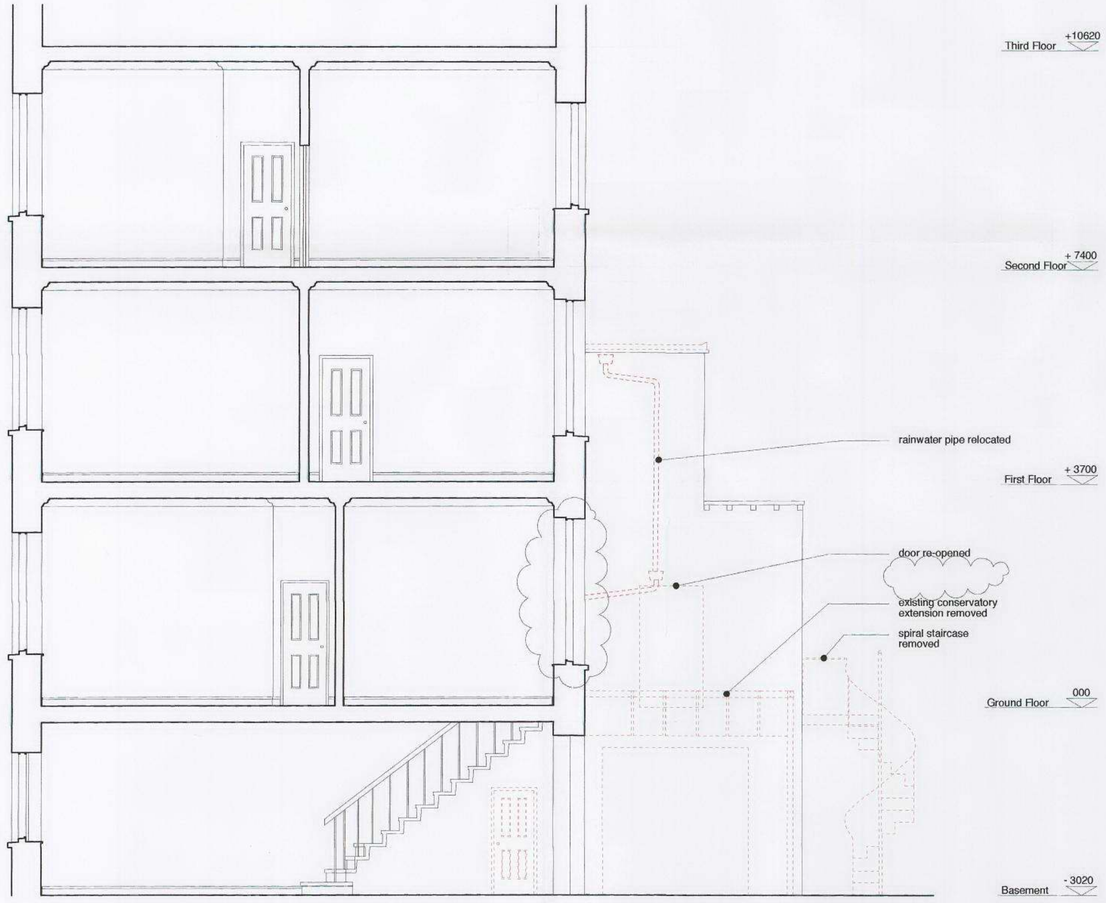

1 Demolitions Section
1:50 Scale @ A1

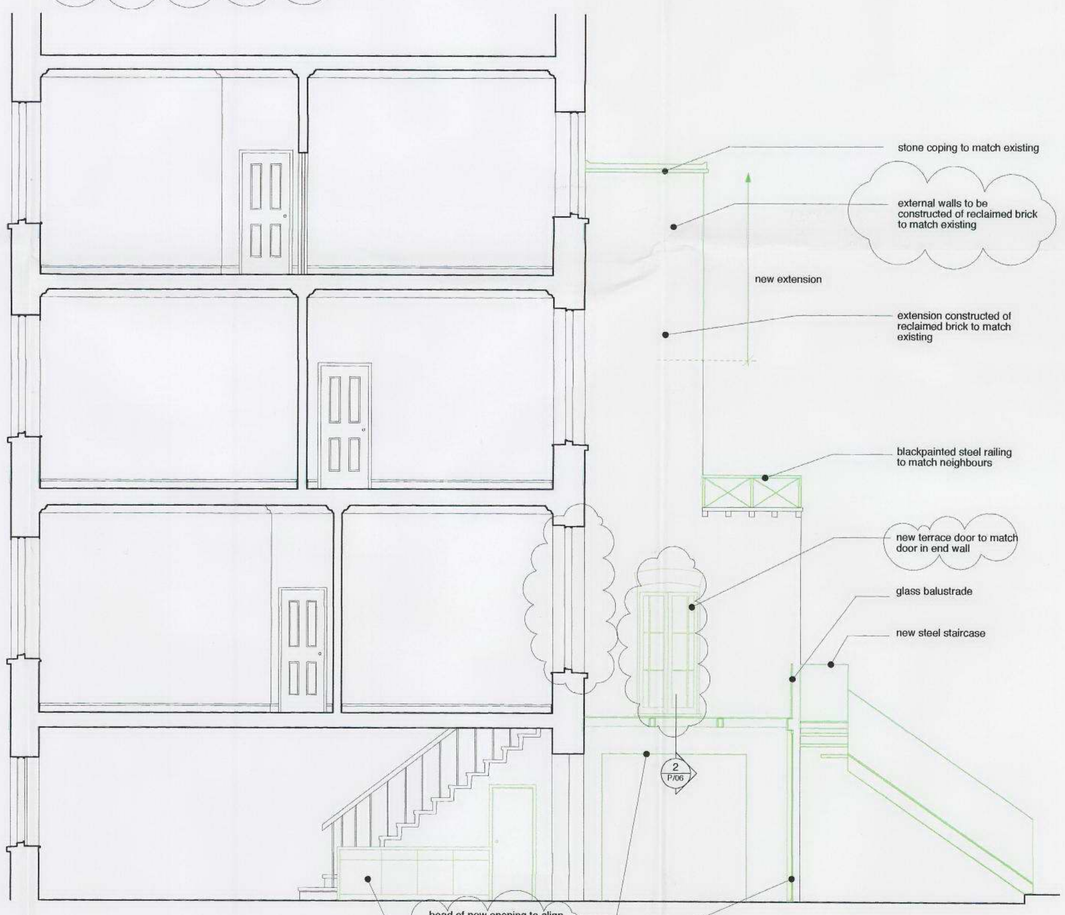

2 Proposed Section
1:50 Scale @ A1

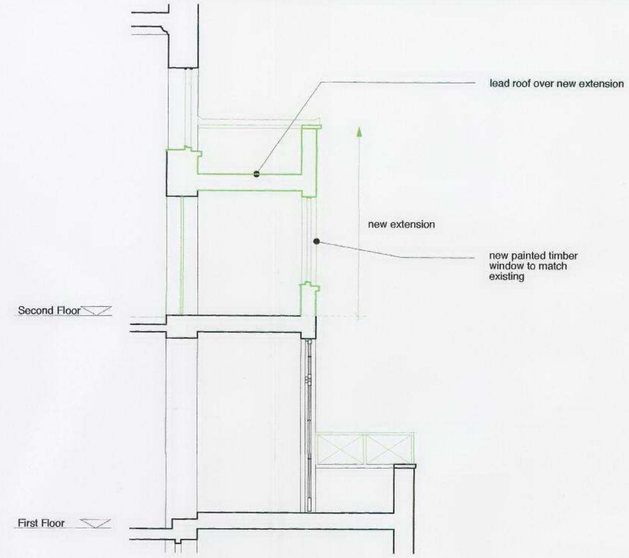

3 Proposed Section through Half-Landing Extension
1:50 Scale @ A1

demolitions are shown dashed in RED
new proposed works are shown outlined in GREEN

Key Note

1. Do not scale from these drawings. Refer to figured dimensions only and, where these are missing or cannot be inferred from the given dimensions, refer to the Architect for instruction.
2. Inform the Architect as soon as possible of any discrepancies found on site.
3. This drawing is to be read in conjunction with the structural and mechanical engineers' general arrangement drawings, all relevant detail and layout drawings and the project specification.

2006/3024/PR1

18 Regent's Park Terrace
London NW1 7EE

Rev	Date	Note
.	26.06.06	First issue
A	14.07.06	Details added to sections
B	18.09.06	Section through Utility Room added, general revisions

MARY THUM ARCHITECTS
14 GREAT TURNSTILE
LONDON WC1V 7HH
TEL 020 7831 2654
FAX 020 7404 6560
mail@marythum.com

Drawing
Existing and Proposed Section

Number
0601/P/04

Revision
B

Planning

1 Rear Elevation - Demolitions
1:50 Scale @ A1

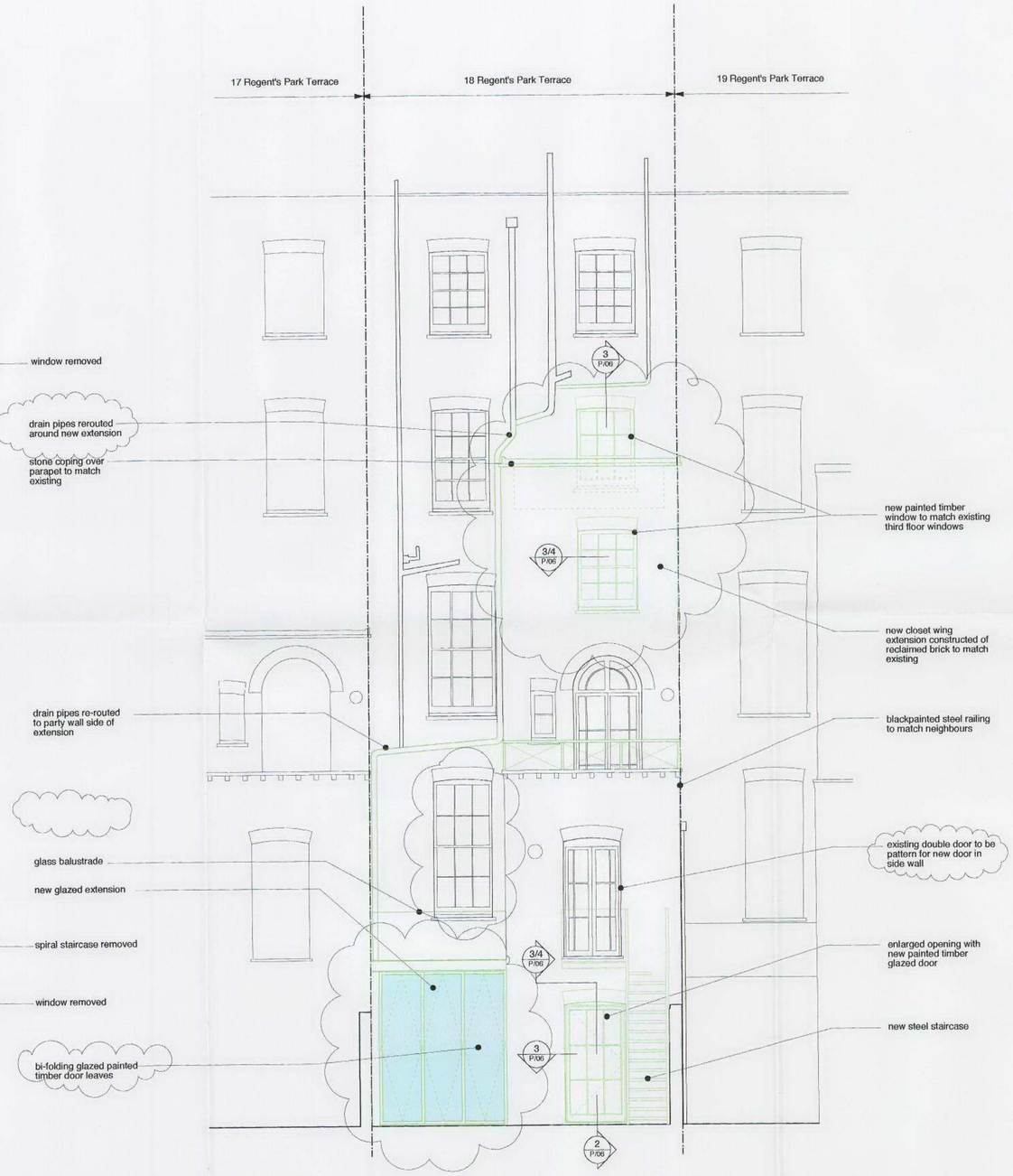

2 Proposed Rear Elevation
1:50 Scale @ A1

demolitions are shown dashed in RED

new proposed works are shown outlined in GREEN

Note

1. Do not scale from these drawings. Refer to figured dimensions only and, where these are missing or cannot be inferred from the given dimensions, refer to the Architect for instruction.
2. Inform the Architect as soon as possible of any discrepancies found on site.
3. This drawing is to be read in conjunction with the structural and mechanical engineers' general arrangement drawings, all relevant detail and layout drawings and the project specification.

2006/3024/PR1

18 Regent's Park Terrace
London NW1 7EE

Rev	Date	Note
.	14.07.06	First issue
A	18.09.06	Elevations revised
.	.	.
.	.	.
.	.	.
.	.	.

MARY THUM ARCHITECTS
14 GREAT TURNSTILE
LONDON WC1V 7HH
TEL 020 7831 2654
FAX 020 7404 6560
mail@marythum.com

Drawing

Existing and Proposed Rear Elevation

Number

0601/P/05

Revision

A

Planning



1 Section through Fan light
1 1 Scale @ A1

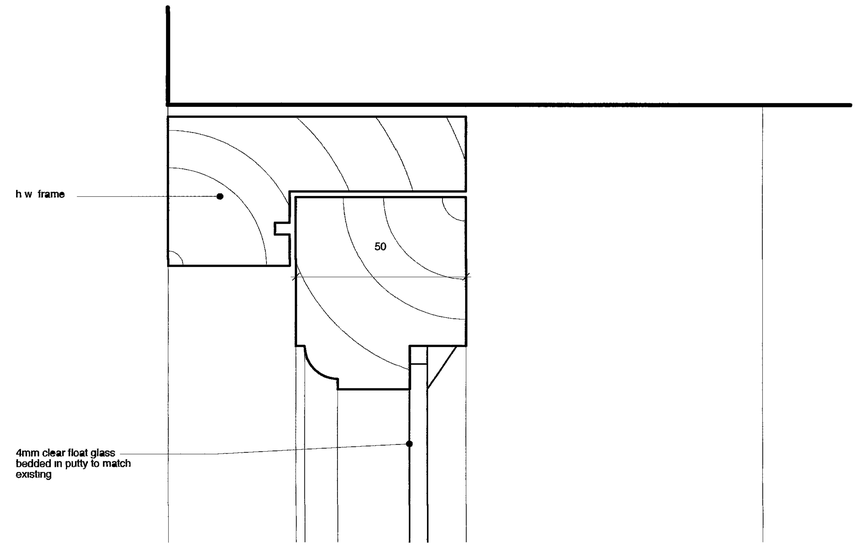

3 Frame Detail
1 1 Scale @ A1

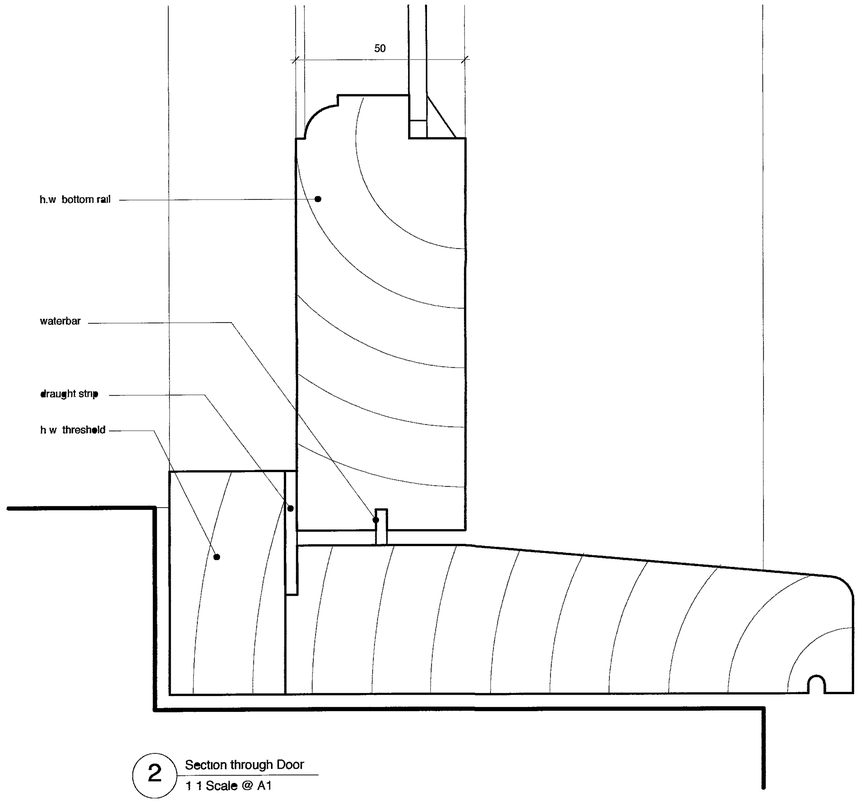

2 Section through Door
1 1 Scale @ A1

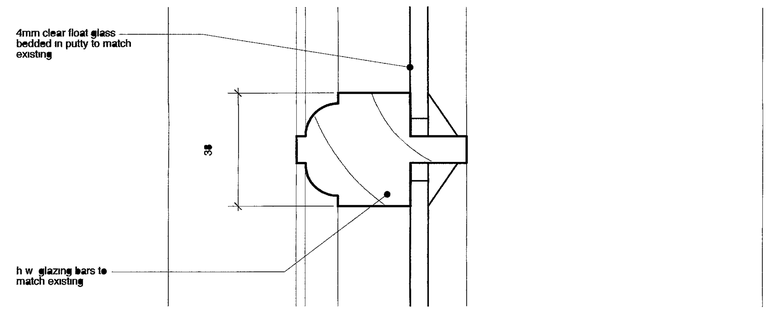

4 Mullion Detail
1 1 Scale @ A1

2006/3024/PR1

Note

1 Do not scale from these drawings Refer to figured dimensions only and where these are missing or cannot be inferred from the given dimensions refer to the Architect for instruction
2 Inform the Architect as soon as possible of any discrepancies found on site
3 This drawing is to be read in conjunction with the structural and mechanical engineers general arrangement drawings all relevant detail and layout drawings and the project specification

18 Regent's Park Terrace
London NW1 7EE

Rev	Date	Note
	14 07 06	First issue
A	18 08 06	Detail 1 amitted

MARY THUM ARCHITECTS

14 GREAT TURNSTILE
LONDON WC1V 7HH
TEL 020 7831 2654
FAX 020 7404 6560
mail@marythum.com

Drawing

Door and Window Details

Number

0601/P/06

Revision

A

Planning