DO NOT SCALE WORK TO FIGURED DIMENSIONS ONLY
ALL EXISTING DIMENSIONS TO BE CHECKED ON SITE
DRAWN ON AUTOCAD 2000 AT STRIDE TREGLOWN GROUP PLC
PLOT SCALE
XREF
LAYERS ON THIS DRAWING COMPLY WITH BS 1192 PART 5

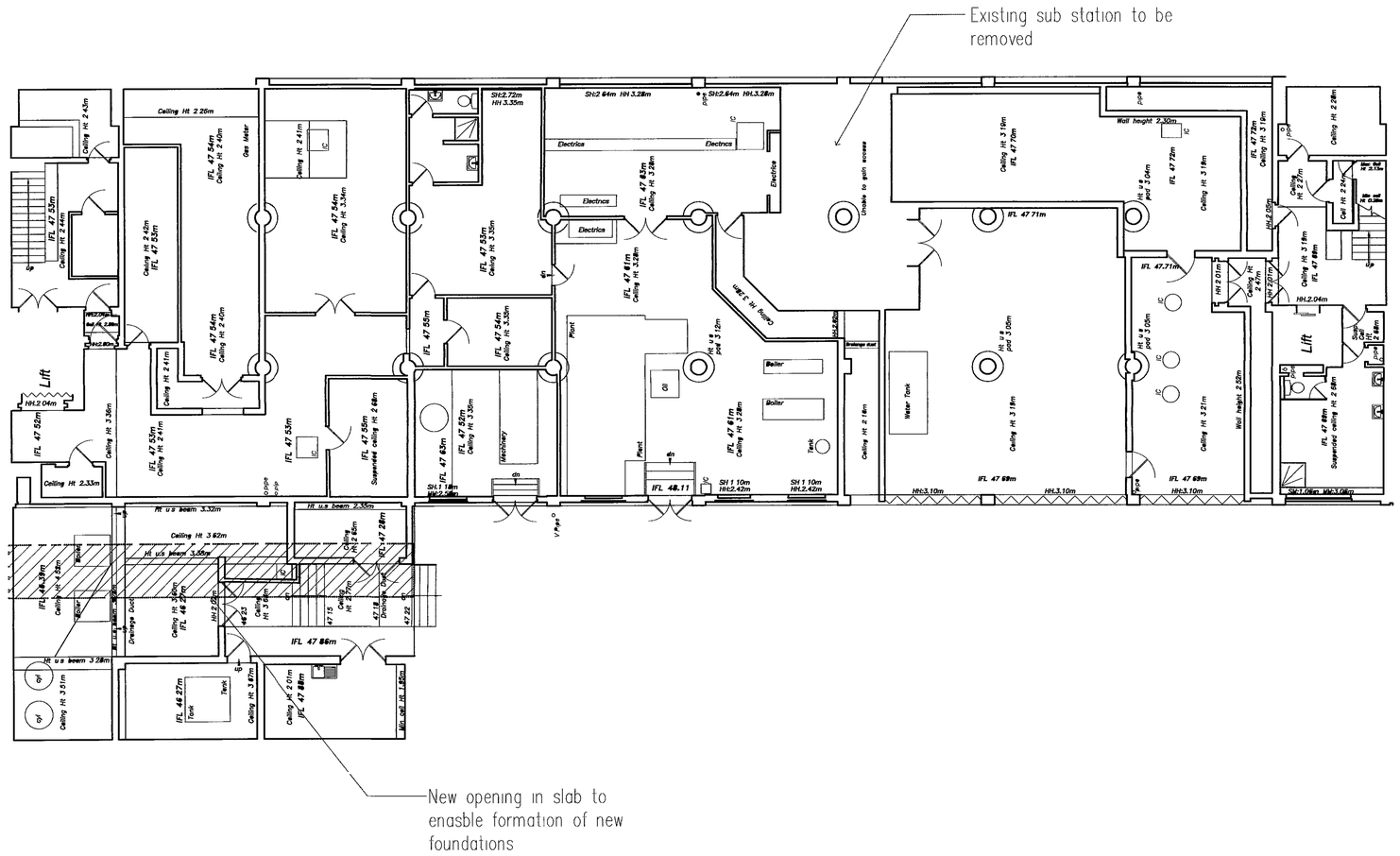
Existing sub station to be removed
New opening in slab to enasble formation of new foundations
Lift
Lift
Boiler
Boiler
Water Tank
Tank
Plant
Plant
Electrics
Electrics
Electrics
Electrics
Gas Meter
Drainage Duct
Drainage Duct
Machinery
Wall height 2.30m
Wall height 2.55m
Smoke to goth access
Ceiling Ht 2.26m
Ceiling Ht 3.62m
Ht u.s beam 3.32m
Ht u.s beam 3.35m
Ht u.s beam 3.35m
Ht u.s beam 3.28m
IFL 47.71m
IFL 47.71m
IFL 47.69m
IFL 47.69m
IFL 48.11
IFL 47.86m
IFL 46.27m
Tank
Tank
Ceiling Ht 3.21m
Ceiling Ht 3.10m
Ceiling Ht 3.10m
Ceiling Ht 3.18m
Ceiling Ht 3.18m
Ceiling Ht 3.19m
Ceiling Ht 3.19m
Ceiling Ht 2.26m
Ceiling Ht 2.43m
Ceiling Ht 2.33m
Ceiling Ht 3.36m
Ceiling Ht 3.51m
Ceiling Ht 2.01m
Ceiling Ht 2.47m
Ceiling Ht 2.27m
Ceiling Ht 2.24m
Ceiling Ht 2.41m
Ceiling Ht 2.41m
Ceiling Ht 3.34m
Ceiling Ht 3.35m
Ceiling Ht 3.35m
Ceiling Ht 3.28m
Ceiling Ht 3.28m
Ceiling Ht 3.28m
Ceiling Ht 3.12m
Ceiling Ht 2.16m
Ceiling Ht 2.27m
Ceiling Ht 3.87m
Ceiling Ht 2.01m
Ceiling Ht 2.80m
Ceiling Ht 2.40m
Ceiling Ht 2.40m
Ceiling Ht 2.40m
Ceiling Ht 2.41m
Ceiling Ht 2.44m
Ceiling Ht 2.47m
Ceiling Ht 3.36m
Ceiling Ht 4.32m
Ceiling Ht 3.36m
Ceiling Ht 2.27m
Ceiling Ht 3.21m
Ceiling Ht 2.28m
Ceiling Ht 2.28m
Ceiling Ht 2.28

DO NOT SCALE WORK TO FIGURED DIMENSIONS ONLY
ALL EXISTING DIMENSIONS TO BE CHECKED ON SITE
DRAWN ON AUTOCAD 2000 AT STRIDE TREGLOWN GROUP PLC
PLOT SCALE.
XREF
LAYERS ON THIS DRAWING COMPLY WITH BS 1192 PART 5

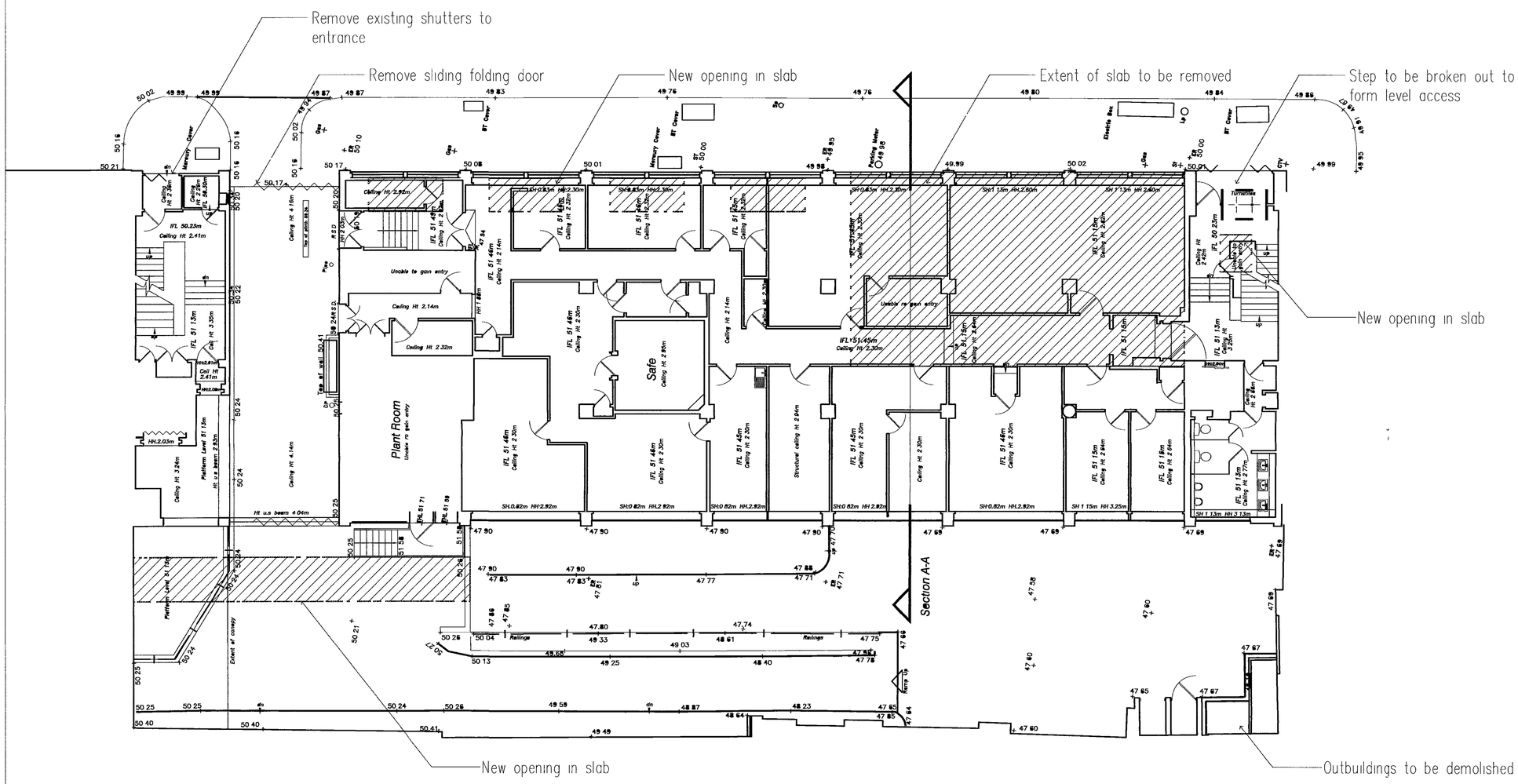

date	rev	name	chk	note
14/06/06	A	rjsw	cs	Demolition notes added

STRIDE TREGLOWN

Architecture TownPlanning InteriorDesign BuildingSurveying GraphicDesign

51 New Cavendish Street London W1G 9TG
Tel (020) 7935 5777 Fax (020) 7224 4556

PROJECT
UNITE - ARUNDEL HOUSE,
36-43 KIRBY STREET,
HATTON GARDEN, EC1N 8TE

DRAWING TITLE
EXISTING GROUND FLOOR PLAN

SCALE	DATE	DRAWN BY	CHECKED BY
1 100 @ A1	24-01-06	KEC	RW

DRAWING NUMBER	REVISION	DRAWN ON ACAD 2000
20519_L03	A	

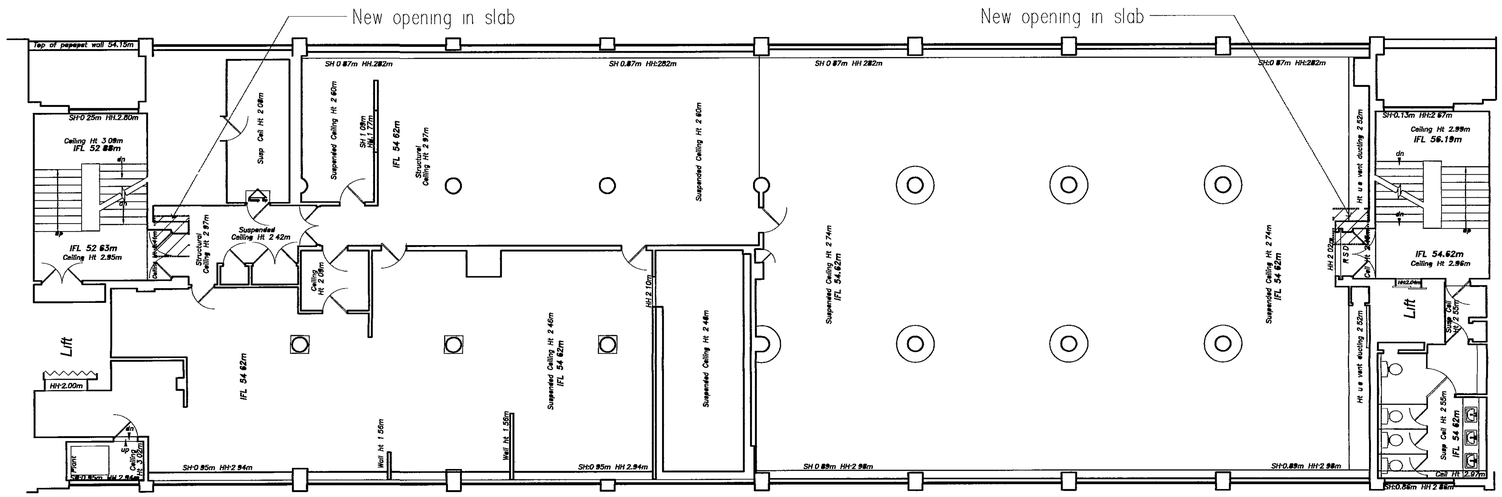
New opening in slab
New opening in slab
Top of parapet wall 54.15m
Lift
Lift
Lift
Suspended Ceiling Ht 2.74m
IFL 54.62m
Suspended Ceiling Ht 2.40m
IFL 54.62m
Suspended Ceiling Ht 2.40m
IFL 54.62m
Suspended Ceiling Ht 2.74m
IFL 54.62m
Suspended Ceiling Ht 2.74m
IFL 54.62m
Structural Ceiling Ht 2.97m
Suspended Ceiling Ht 2.42m
Ceiling Ht 2.98m
IFL 56.19m
IFL 54.62m
Ceiling Ht 2.96m
IFL 52.63m
Ceiling Ht 2.93m
Ceiling Ht 3.08m
IFL 52.88m
Wall Ht 1.55m
Wall Ht 1.55m
Ht u s vent ducting 2.52m
Ht u s vent ducting 2.52m
Sup Cell Ht 2.55m
IFL 54.62m
Sup Cell Ht 2.55m
IFL 54.62m
Sup Cell Ht 2.55m
IFL 54.62m
HH2.00m
Weight
Ceiling Ht 2.74m
IFL 54.62m
Ceiling Ht 2.74m
IFL 54.62m
Ceiling Ht 2.74m
IFL 54.62m

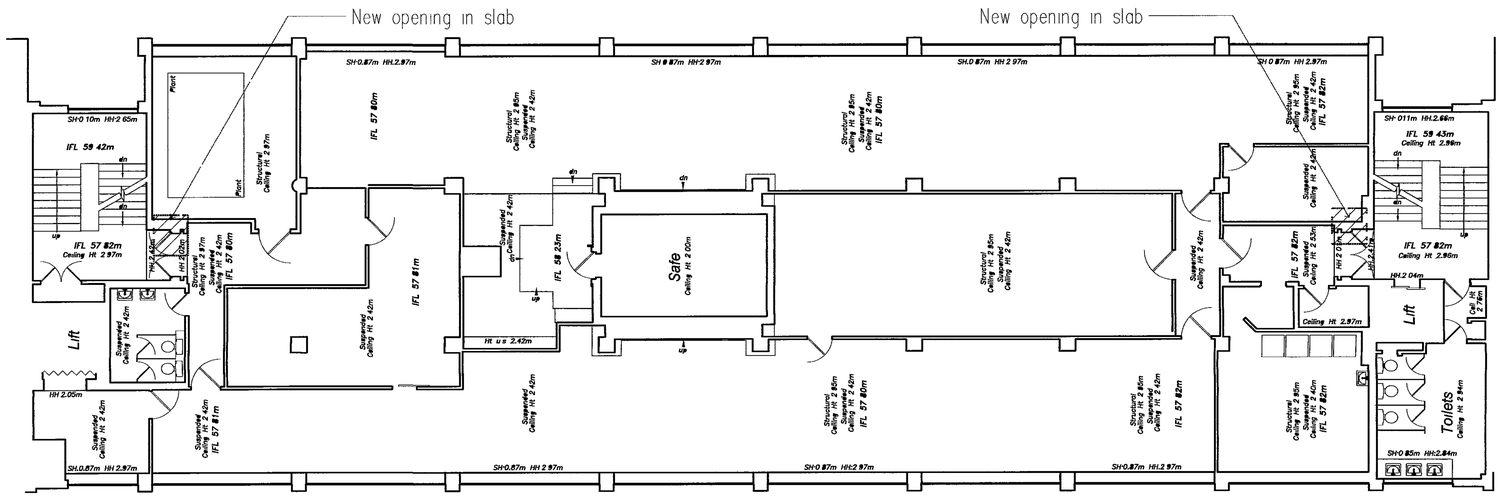

DO NOT SCALE WORK TO FIGURED DIMENSIONS ONLY
ALL EXISTING DIMENSIONS TO BE CHECKED ON SITE
DRAWN ON AUTOCAD 2000 AT STRIDE TREGLOWN GROUP PLC
PLOT SCALE
XREF
LAYERS ON THIS DRAWING COMPLY WITH BS 1192 PART 5

date	rev	name	chk	note
14/06/06	A	new	cs	Demolition notes added

STRIDE TREGLOWN

Architecture TownPlanning InteriorDesign BuildingSurveying GraphicDesign

51 New Cavendish Street London W1G 9TG
Tel (020) 7935 5777 Fax (020) 7224 4886

PROJECT
UNITE - ARUNDEL HOUSE,
36-43 KIRBY STREET,
HATTON GARDEN, EC1N 8TE

DRAWING TITLE
EXISTING SECOND FLOOR PLAN

SCALE	DATE	DRAWN BY	CHECKED BY
1 100 @ A1	24-01-06	KEC	RW

DRAWING NUMBER	REVISION	DRAWN ON ACAD 2000
20519_L05	A	

DO NOT SCALE WORK TO FIGURED DIMENSIONS ONLY
ALL EXISTING DIMENSIONS TO BE CHECKED ON SITE
DRAWN ON AUTOCAD 2000 AT STRIDE TREGLOWN GROUP PLC
PLOT SCALE
XREF
LAYERS ON THIS DRAWING COMPLY WITH BS 1192 PART 5

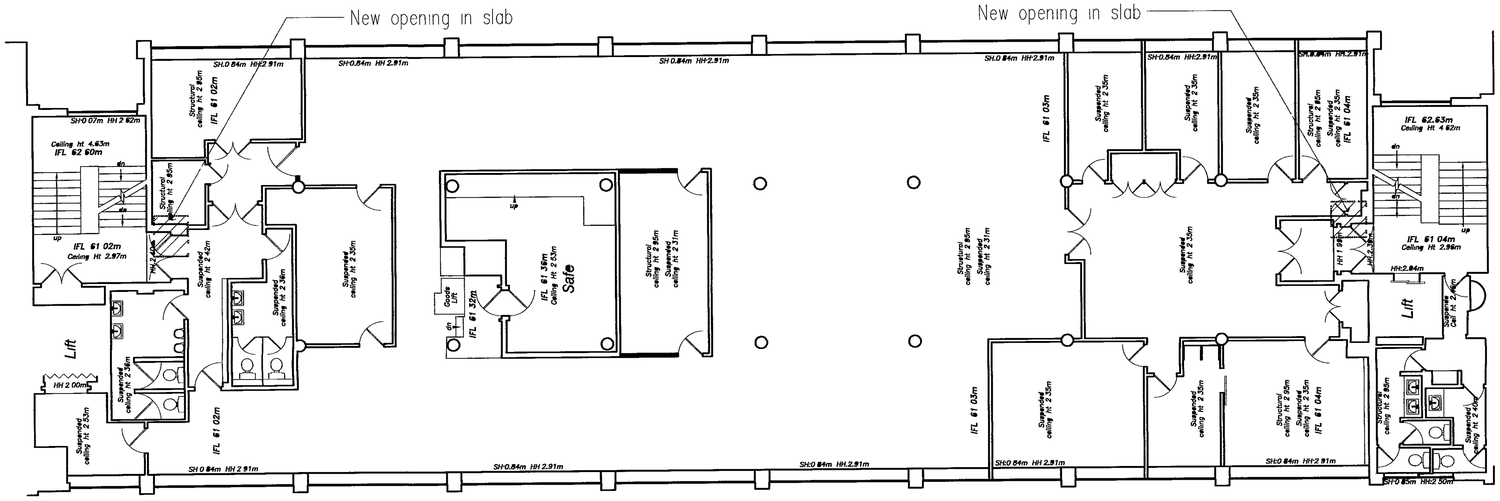

14/06/06	A	raw	cs	Demolition notes deleted
date	rev	name	chk	note

STRIDE TREGLOWN

Architecture Town Planning Interior Design Building Surveying Graphic Design

51 New Cavendish Street London W1G 9TG
Tel (020) 7935 5777 Fax (020) 7224 4856

PROJECT
UNITE - ARUNDEL HOUSE,
36-43 KIRBY STREET,
HATTON GARDEN, EC1N 8TE

DRAWING TITLE
EXISTING THIRD FLOOR PLAN

SCALE	DATE	DRAWN BY	CHECKED BY
1:100 @ A1	24-01-06	KEC	RW

DRAWING NUMBER	REVISION	DRAWN ON ACAD 2006
20519_L06	A	

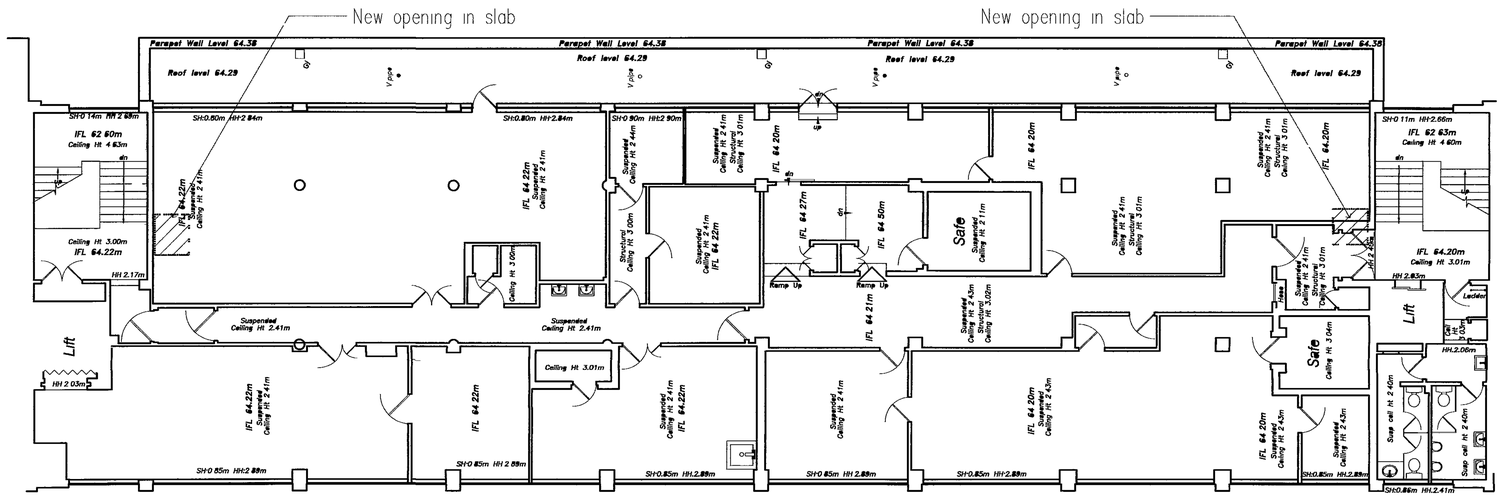
New opening in slab
New opening in slab
Parapet Wall Level 64.38
Roof level 64.29
IFL 62.60m
Ceiling Ht 4.63m
Ceiling Ht 3.00m
IFL 64.22m
Lift
Suspended Ceiling Ht 2.41m
Ceiling Ht 3.01m
IFL 64.22m
IFL 64.22m
Suspended Ceiling Ht 2.41m
Structural Ceiling Ht 3.00m
Suspended IFL 64.22m
IFL 64.20m
IFL 64.27m
IFL 64.50m
Ramp Up
IFL 64.21m
Safe
Suspended Ceiling Ht 2.41m
Structural Ceiling Ht 3.01m
IFL 64.20m
IFL 62.63m
Ceiling Ht 4.60m
IFL 64.20m
Ceiling Ht 3.01m
Ladder
Suspended Ceiling Ht 2.41m
IFL 64.22m
IFL 64.22m
Suspended Ceiling Ht 2.41m
IFL 64.22m
IFL 64.20m
Suspended Ceiling Ht 2.43m
Safe
Ceiling Ht 3.04m
Suspended Ceiling Ht 2.43m
Suspended Ceiling Ht 2.41m
Suspended Ceiling Ht 2.41m
Ceiling Ht 3.01m
Suspended Ceiling Ht 2.41m
Suspended Ceiling Ht 2.41m
Suspended Ceiling Ht 2.41

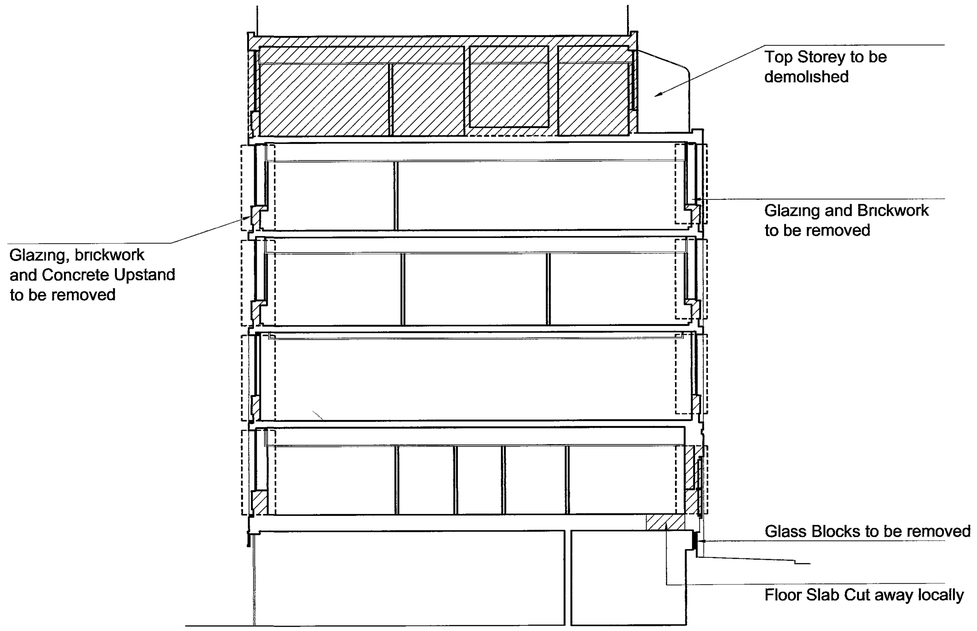

Datum 46 000m arbitrary

Section A-A

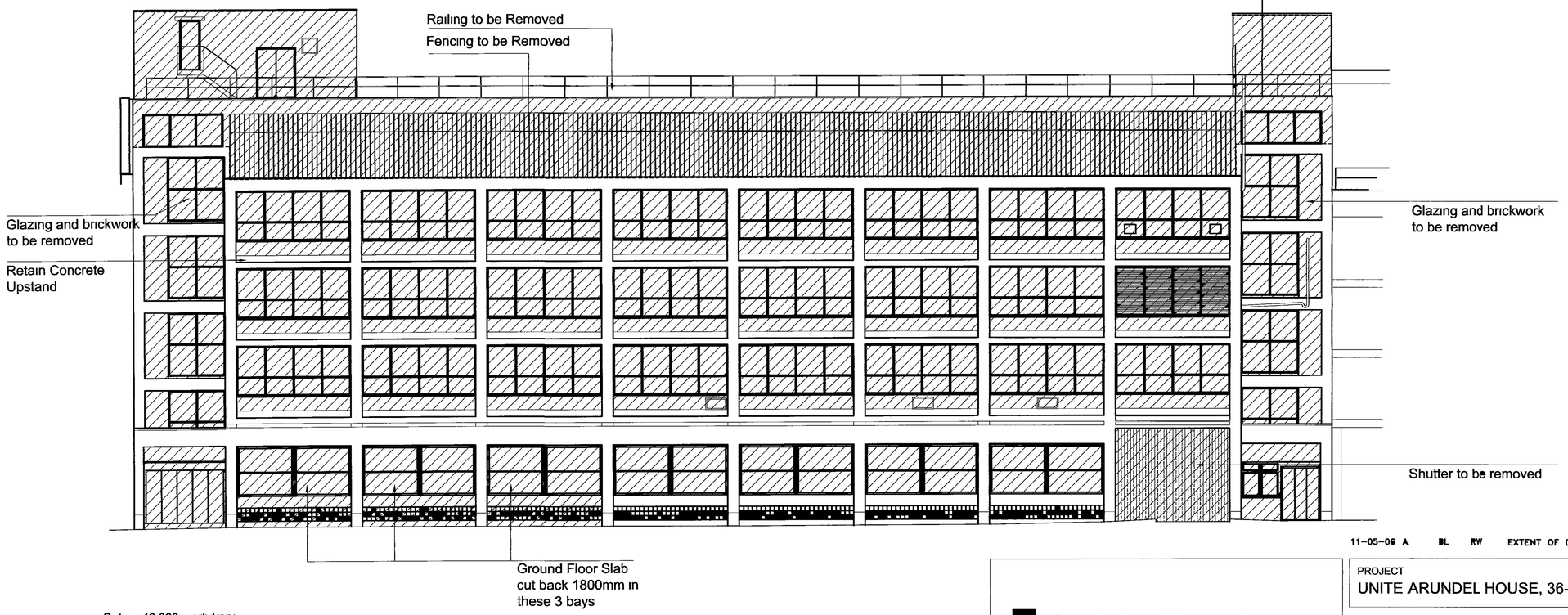

Datum 46 000m arbitrary

Front Elevation

DO NOT SCALE WORK TO FIGURED DIMENSIONS ONLY
ALL EXISTING DIMENSIONS TO BE CHECKED ON SITE

Original Sheet Size = A3

Construction Notes

-

Maintenance Notes

-
-

Demolition Notes

-
-

11-05-06	A	BL	RW	EXTENT OF DEMOLITION INDICATED

Stride Treglown

Architecture Town Planning Interior Design Building Surveying Landscape Architecture Graphic Design

Promenade House The Promenade Clifton Down Bristol BS8 3NE
T 0117 974 3271 F 0117 974 5207 www.stridetreglown.co.uk

PROJECT
UNITE ARUNDEL HOUSE, 36-43 KIRBY STREET, HATTON GARDEN EC1N 8TE

DRAWING TITLE
EXISTING FRONT ELEVATION /SECTION Showing Proposed Demolition

SCALE	DATE	DRAWN	CHK	DRAWING NUMBER	REV
1 100 @ A1	24-01-06	BL	RW	20519_L08	A

DO NOT SCALE WORK TO FIGURED DIMENSIONS ONLY
ALL EXISTING DIMENSIONS TO BE CHECKED ON SITE

Original Sheet Size = A3

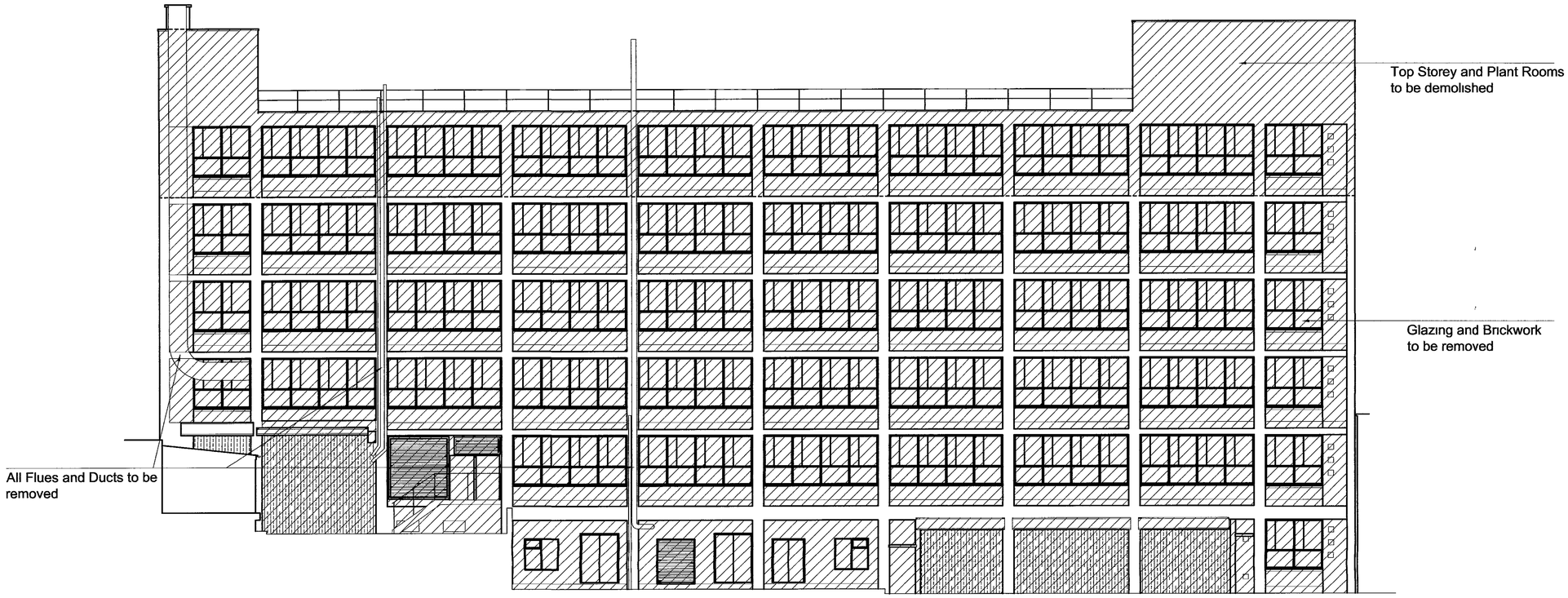

Datum 46 000m arbitrary

Rear Elevation

Construction Notes

-

-

Maintenance Notes

-

Demolition Notes

-

-

11-05-06 A BL RW EXTENT OF DEMOLITION INDICATED

Stride Treglown

Architecture Town Planning Interior Design Building Surveying Landscape Architecture Graphic Design

Promenade House The Promenade Clifton Down Bristol BS8 3NE
T 0117 974 3271 F 0117 974 5207 www.stridetreglown.co.uk

PROJECT
UNITE ARUNDEL HOUSE, 36-43 KIRBY STREET, HATTON GARDEN EC1N 8TE

DRAWING TITLE
EXISTING REAR ELEVATION Showing Proposed Demolition

SCALE	DATE	DRAWN	CHK	DRAWING NUMBER	REV
1 100 @ A1	24-01-06	KEC	RW	20519_L09	A

DO NOT SCALE WORK TO FIGURED DIMENSIONS ONLY
ALL EXISTING DIMENSIONS TO BE CHECKED ON SITE
DRAWN ON AUTOCAD 2000 AT STRIDE TREGLOWN GROUP PLC
PLOT SCALE
XREF
LAYERS ON THIS DRAWING COMPLY WITH BS 1192 PART 5

Note
Roof slab and roof extensions to be demolished in their entirety



date	rev	name	chk	note

STRIDE TREGLOWN

Architecture TownPlanning InteriorDesign BuildingSurveying GraphicDesign

51 New Cavendish Street London W1G 9TG
Tel (020) 7935 9777 Fax (020) 7224 4996

PROJECT
UNITE - ARUNDEL HOUSE,
36-43 KIRBY STREET,
HATTON GARDEN, EC1N 8TE

DRAWING TITLE
EXISTING ROOF PLAN

SCALE	DATE	DRAWN BY	CHECKED BY
1 100 @ A1	24-01-06	KEC	RW

DRAWING NUMBER	REVISION	DRAWN ON ACAD 2000
20519_L10		