Front elevation



Rear elevation

10 Chalcot Road, NW1: Site Photographs as Existing

175_101/-

175 020

NOTES:

1. No dimension to be scaled from drawings.
2. All dimensions to be verified by the contractor before work is commenced.
3. The CA to be notified immediately of any descrepancies.
4. All shop drawings to be approved by the CA before work commences.
5. All details to be in accordance with the relevant British Standard; manufacturer's recommendations & specification.
6. This drawing is the property of Leandro Rotondi, architect (copyright reserved). This drawing is not to be copied, reproduced, retained or disclosed to any unauthorised person either wholly or in part without the specific consent in writing of Leandro Rotondi, architect

NB: Primary Structural members indicated only.
Refer to Eng's drwgs for details & lintels.

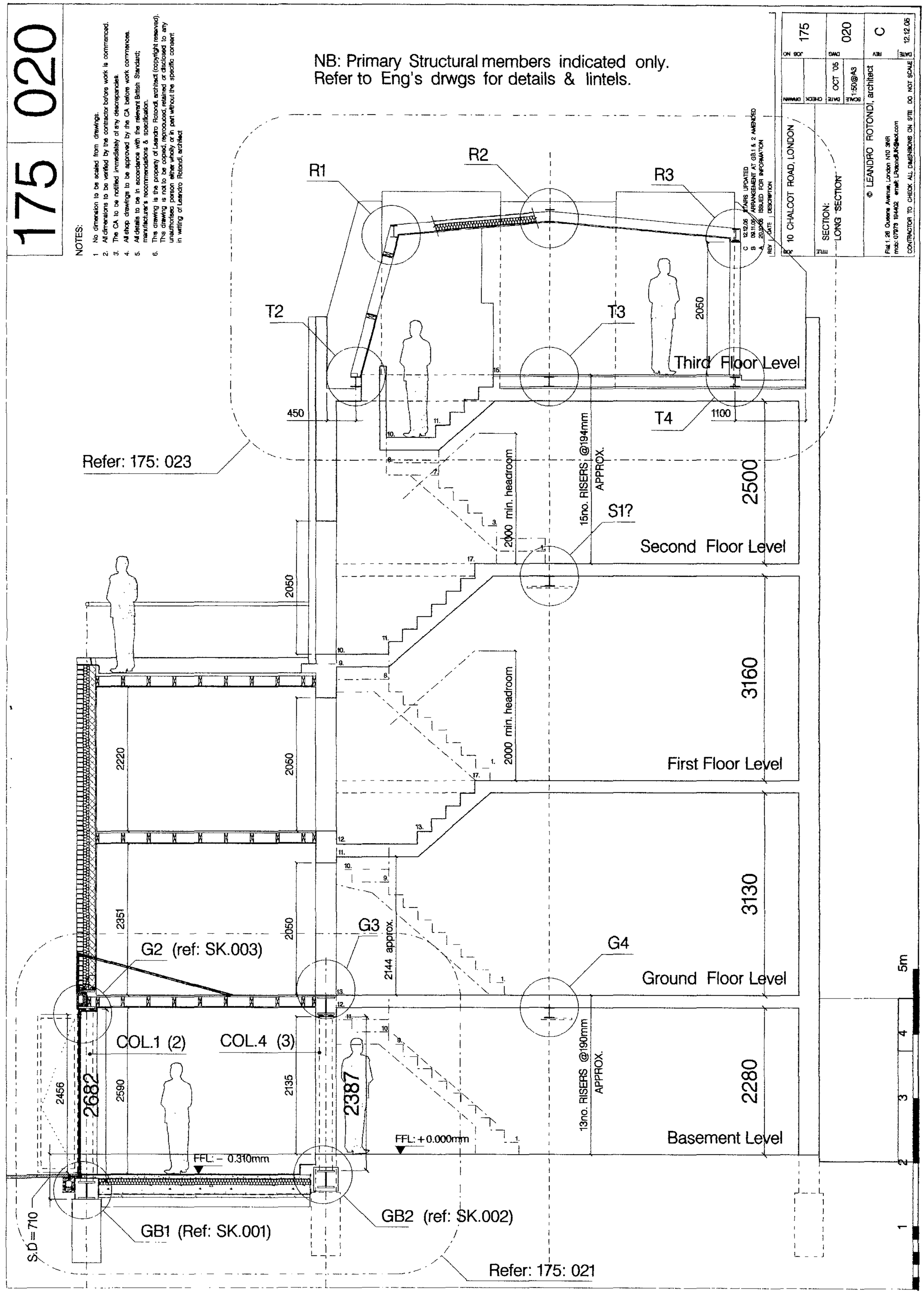

REV	DATE	DESCRIPTION
C	12.12.06	STAIRS UPDATED
B	09.11.05	ARRANGEMENT AT GB.1 & 2 AMENDED
A	20.10.05	ISSUED FOR INFORMATION

JOB: 10 CHALCOT ROAD, LONDON

TITLE: SECTION: LONG SECTION

DRAWN | CHECK | DATE: OCT '05 | SCALE: 1:50@A3

JOB NO: 175 | DWG: 020 | REV: C | DATE: 12.12.05

© LEANDRO ROTONDI, architect
Flat 1, 26 Queens Avenue, London N10 3NR
mob: 07973 194402 email: LRotondiUK@aol.com

CONTRACTOR TO CHECK ALL DIMENSIONS ON SITE DO NOT SCALE

175 030

NOTES:

1. No dimension to be scaled from drawings.
2. All dimensions to be verified by the contractor before work is commenced.
3. The CA to be notified immediately of any descrepancies.
4. All shop drawings to be approved by the CA before work commences.
5. All details to be in accordance with the relevant British Standard; manufacturer's recommendations & specification.
6. This drawing is the property of Leandro Rotondi, architect (copyright reserved) This drawing is not to be copied, reproduced, retained or disclosed to any unauthorised person either wholly or in part without the specific consent in writing of Leandro Rotondi, architect

REV	DATE	DESCRIPTION
C	07.09.06	GLASS PRIVACY SCREEN ANNOTATED
B	09.11.05	DRAINAGE INDICATED
A	20.10.05	ISSUED FOR INFORMATION

JOB: 10 CHALCOT ROAD, LONDON

TITLE: ELEVATION: REAR ELEVATION AS PROPOSED

DRAWN | CHECK | DATE: OCT '05 | SCALE: 1:50@A3

JOB NO: 175 | DWG: 030 | REV: C | DATE: 07.09.06

© LEANDRO ROTONDI, architect
Flat 1, 26 Queens Avenue, London N10 3NR
mob: 07973 194402 email: LRotondiUK@aol.com

CONTRACTOR TO CHECK ALL DIMENSIONS ON SITE DO NOT SCALE

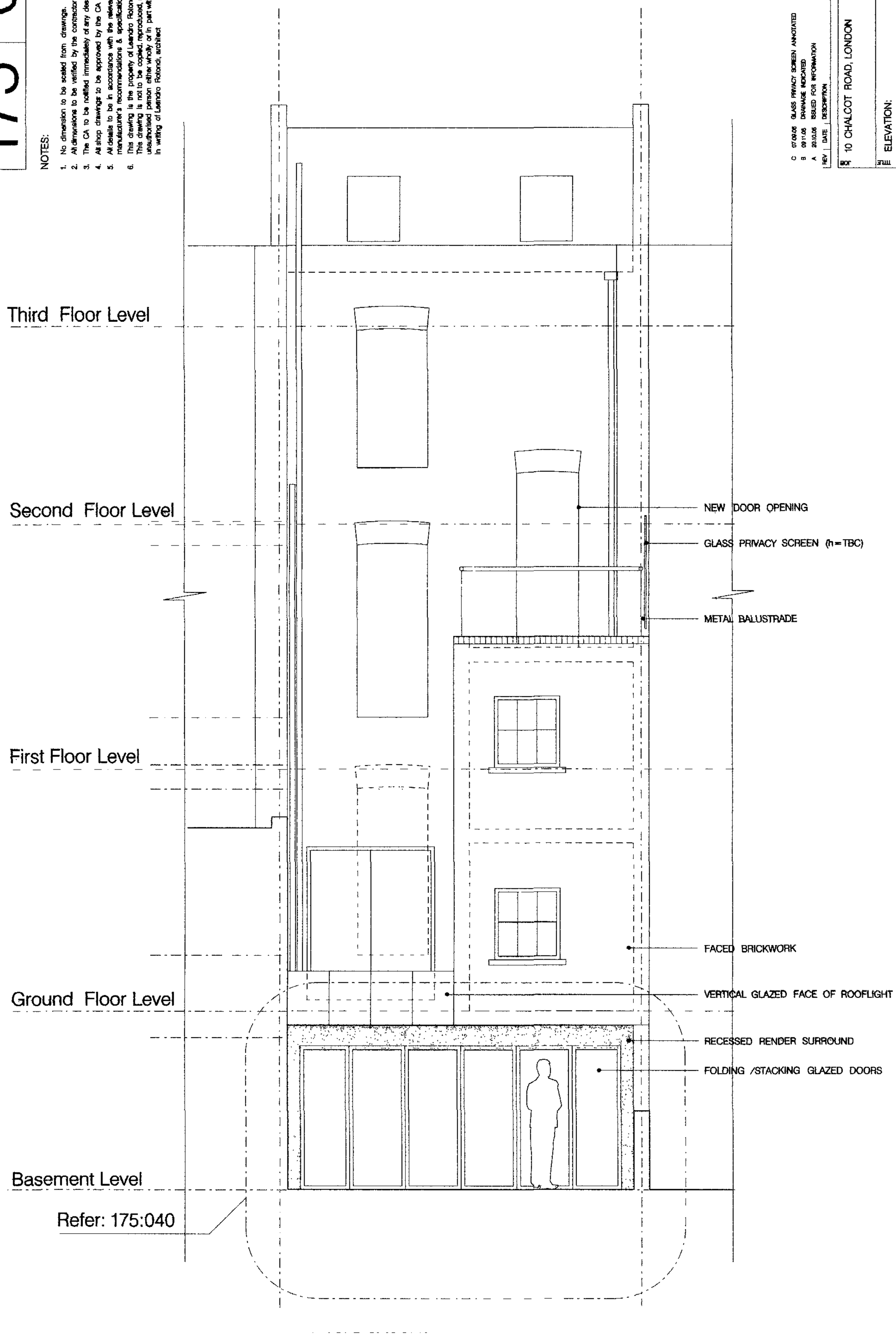

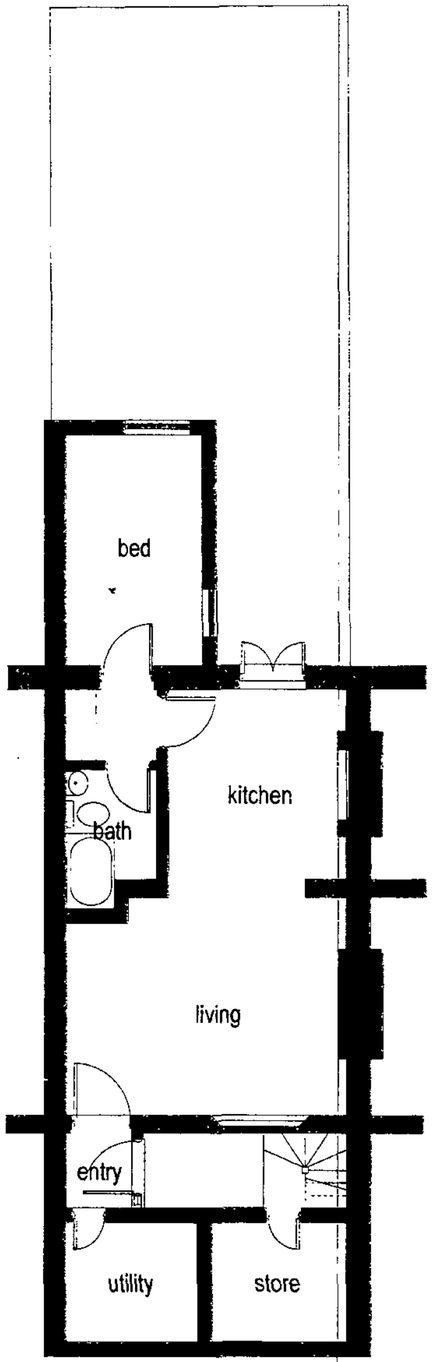

INTERNAL GROSS AREA : 46.2 M2

01 basement floor plan - existing

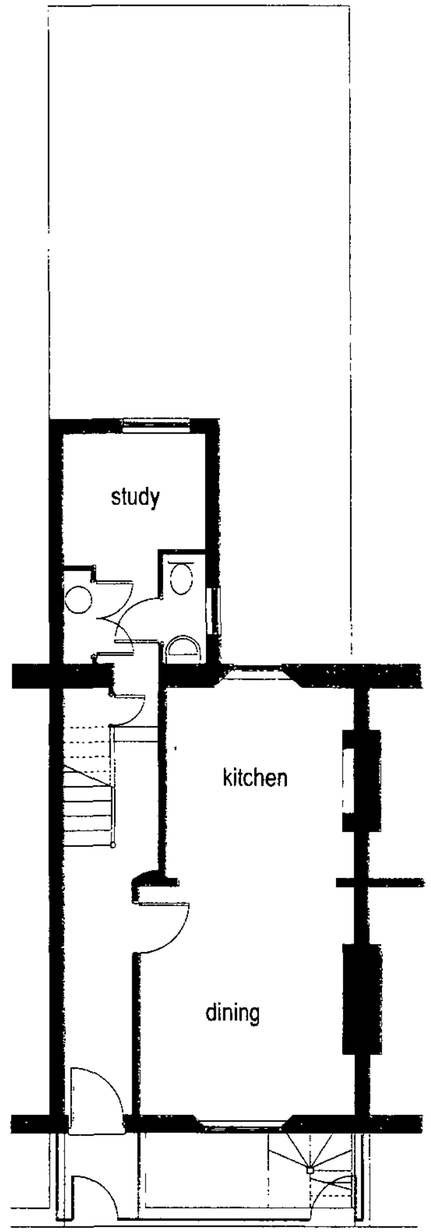

INTERNAL GROSS AREA : 44.5 M2

02 ground floor plan - existing

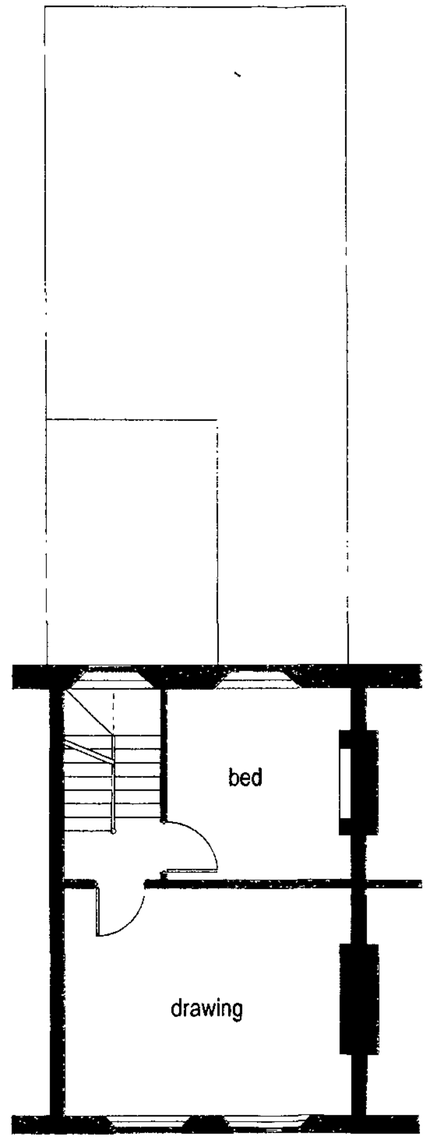

INTERNAL GROSS AREA 36 M2

03 first floor plan - existing

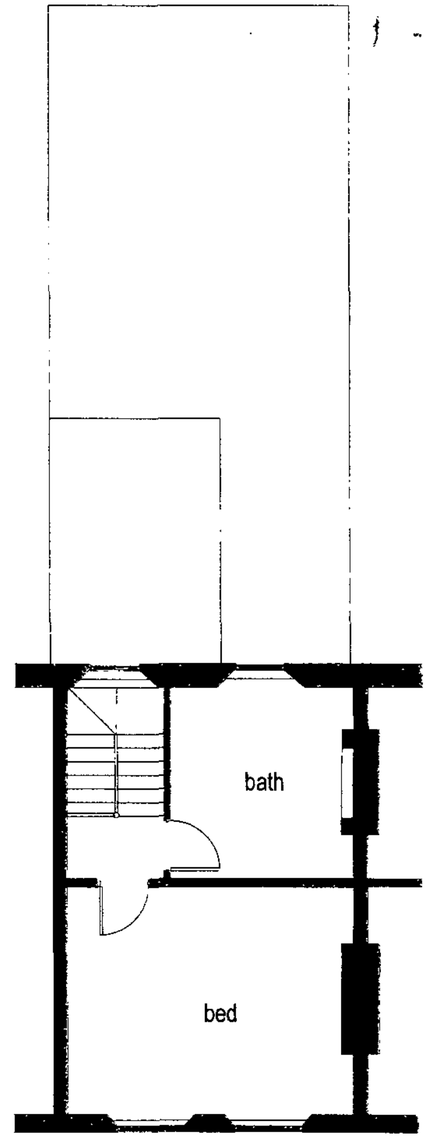

INTERNAL GROSS AREA 35 M2

04 second floor plan - existing

TOTAL OF INTERNAL GROSS AREA : 160.7 M2

*PLEASE NOTE :
THIS DRAWING WAS PREPARED BY OTHERS & FORMED PART OF ORIGINAL PLANNING APPLICATION 2004/1518/P

Drawing No	Rev
743 PL 01	P2

© Copyright Curl la Tourelle Architects

NOTE:-
All dimensions to be checked on site, not scaled from this drawing

Any discrepancies on the drawing with other contract documents to be reported immediately to the Contract Administrator for clarification

N

rev	date	by	comments	chkd
P2	29.03.04	MW	ISSUE TO CAMDEN PLANNING CONTROL	CLT
P1	17.03.04	REN	ISSUE TO CAMDEN BUILDING CONTROL	CLT
-	12.03.04	REN	ISSUE TO CLIENT	CLT

CURL • LA TOURELLE • ARCHITECTS
80 LAMBLE STREET LONDON NW5 4AB
TEL 020 7267 0055 FAX 020 7284 0860

Client
Charles Grant

Job
Adaptations and extensions to
10 Chalcot Road
London

Drawing Title
floor plans - existing

Scale 1:100 at A3 size

Date	Drawn	Issued	Checked
03.04	Jade	REN	CLT

Drg. No.	Rev.
743 PL 01	P2

175	001

NOTES:

1. No dimension to be scaled from drawings.
2. All dimensions to be verified by the contractor before work is commenced.
3. The CA to be notified immediately of any descrepancies.
4. All shop drawings to be approved by the CA before work commences.
5. All details to be in accordance with the relevant British Standard; manufacturer's recommendations & specification.
6. This drawing is the property of Leandro Rotondi, architect (copyright reserved). This drawing is not to be copied, reproduced, retained or disclosed to any unauthorised person either wholly or in part without the specific consent in writing of Leandro Rotondi, architect

* Denotes 1/2 hr FD with self closer

(SD) Denotes Smoke Detector (on separate main ring)

RWO = Rain Water Outlet
RWP = Rain Water Pipe
SVP = Soil Vent Pipe
STUB = Stub Stack with Air Admittance Valve (AAV)

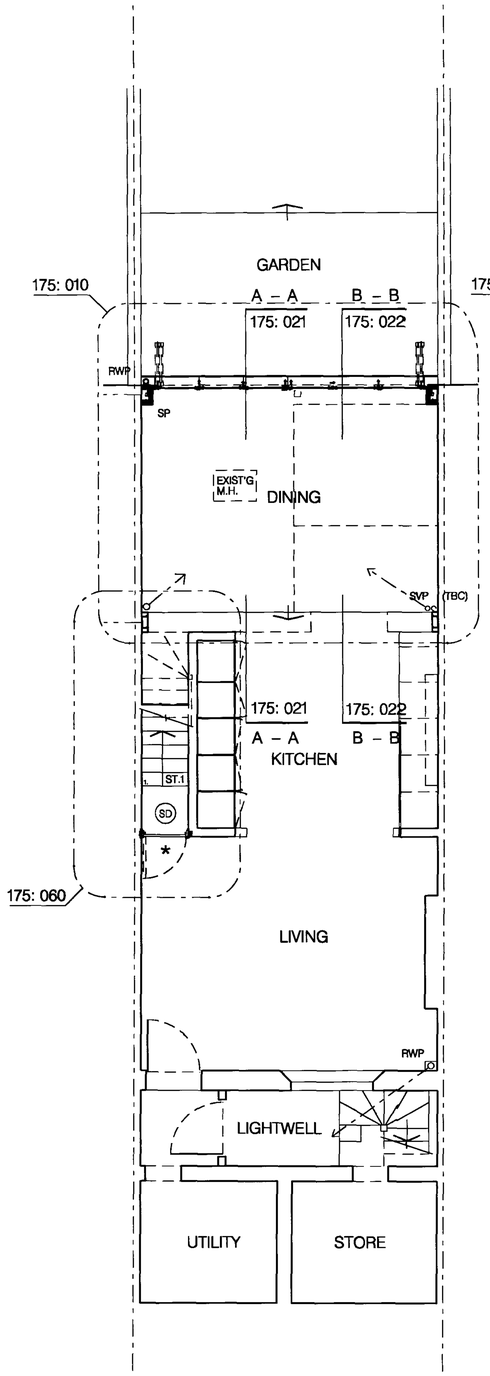

BASEMENT FLOOR

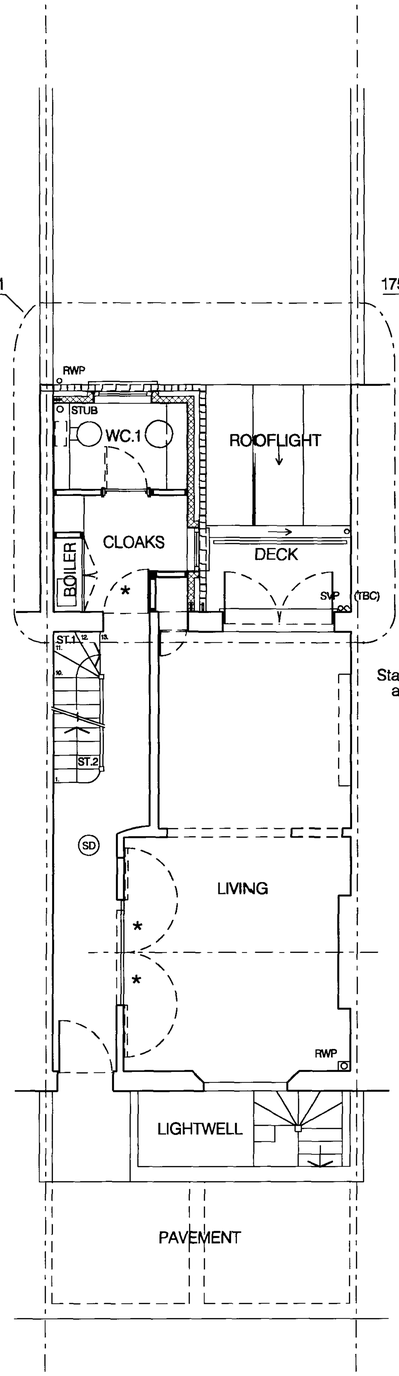

GROUND FLOOR

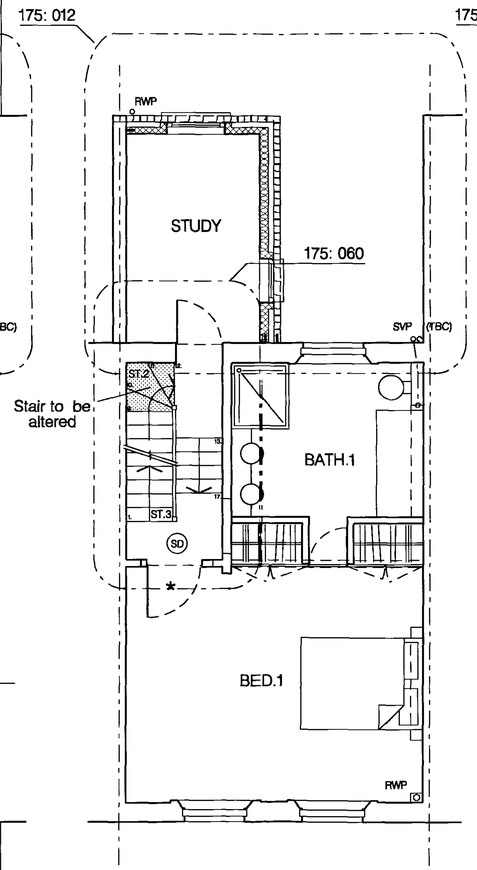

FIRST FLOOR

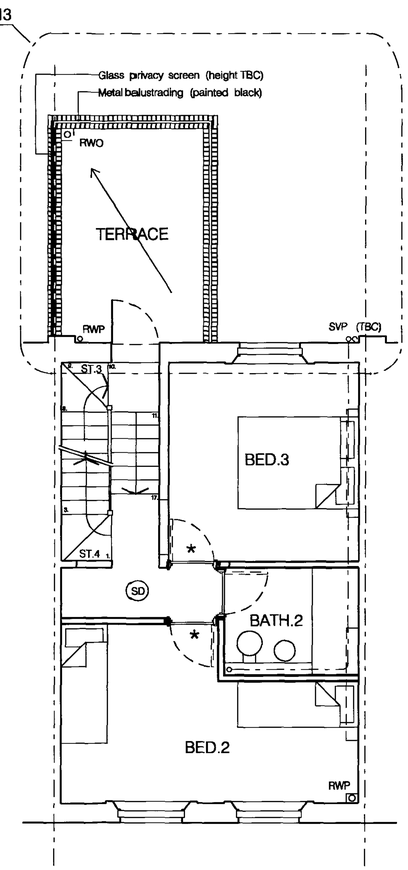

SECOND FLOOR

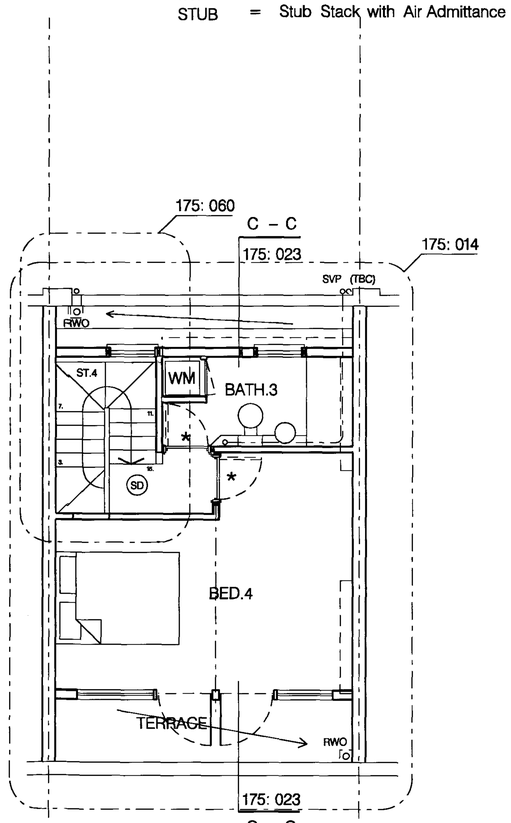

THIRD FLOOR

REV	DATE	DESCRIPTION
D	07.09.06	GLASS PRIVACY SCREEN ANNOTED AT 2nd FLR TERRACE
C	12.12.05	STAIRS UPDATED; KIT UNITS REV'D AT BASEMENT AT STAIR
B	09.11.05	DRAINAGE INDICATED
A	20.10.05	ISSUED FOR INFORMATION

JOB: 10 CHALCOT ROAD, LONDON	DRAWN	JOB NO	175
TITLE: PLANS: GENERAL ARRANGEMENTS	CHECK		
	DATE: OCT '05	DWG	001
	SCALE: 1:100@A3 1:50 @A1		
© LEANDRO ROTONDI, architect		REV	D
Flat 1, 26 Queens Avenue, London N10 3NR mob: 07973 194402 email: LRotondiUK@aol.com			
CONTRACTOR TO CHECK ALL DIMENSIONS ON SITE DO NOT SCALE		DATE	07.09.06

1 2 4 6 8 10m