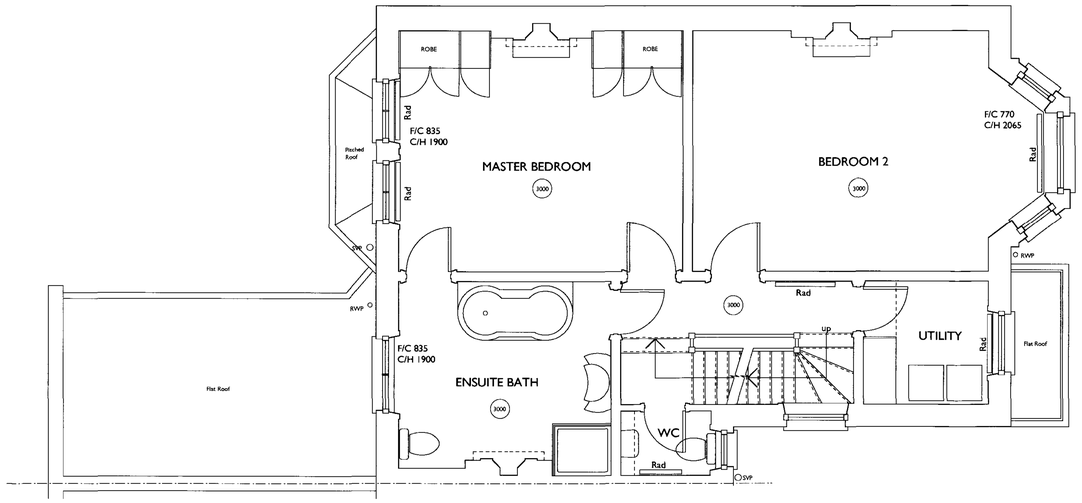

FIRST FLOOR PLAN AS EXISTING

SCALE 1:50 at A1 / 1:100 at A3

0 0.5m 1m 1.5m 2m 2.5m 5m

NORTH

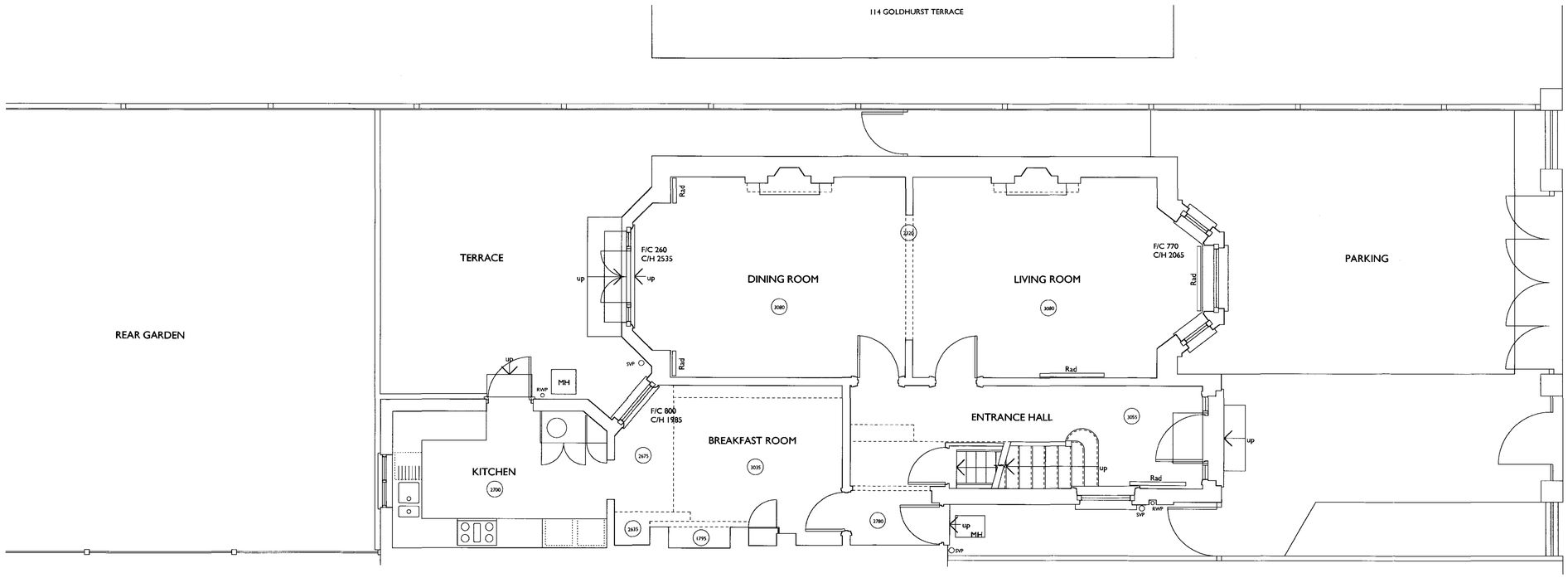

GROUND FLOOR PLAN AS EXISTING

SCALE 1:50 at A1 / 1:100 at A3

0 0.5m 1m 1.5m 2m 2.5m 5m

NORTH

DO NOT SCALE DIMENSIONS FROM THIS DRAWING.
REPORT ALL DISCREPANCIES PRIOR TO PROCEEDING.
TO BE READ IN CONJUNCTION WITH STRUCTURAL ENGINEER'S DRAWINGS.

NOTES:

REV.	DATE	REASON FOR ISSUE

PROJECT: 116 Goldhurst Terrace London ~~NW3~~. NW6

DRAWING: Ground & First Floor Plans as Existing

SCALE: 1:50 at A1 / 1:100 at A3

DATE: 07/2006

DWG NO. 1030/02

DWN BY:

DRAWING STATUS: FOR PLANNING ■ FOR TENDER ☐ FOR CONSTRUCTION ☐

INFORMATION CONTAINED IN THIS DRAWING IS THE SOLE COPYRIGHT OF J. SENIOR AND SHOULD NOT BE REPRODUCED WITHOUT PRIOR PERMISSION

REAR ELEVATION AS EXISTING

SCALE 1:50 at A1 / 1:100 at A3

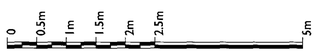

SECTION A-A AS EXISTING

SCALE 1:50 at A1 / 1:100 at A3

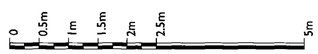

DO NOT SCALE DIMENSIONS FROM THIS DRAWING.
REPORT ALL DISCREPANCIES PRIOR TO PROCEEDING.
TO BE READ IN CONJUNCTION WITH STRUCTURAL ENGINEER'S DRAWINGS.

NOTES:

REV.	DATE	REASON FOR ISSUE

PROJECT :
116 Goldhurst Terrace
London. NW3. NW6

DRAWING :
Rear Elevations
as Existing

SCALE : 1:50 at A1 / 1:100 at A3

DATE : 08/2006

DWG NO. 1030/03

DWN BY :

DRAWING STATUS : FOR TENDER ☐
FOR PLANNING ■ FOR CONSTRUCTION ☐

INFORMATION CONTAINED IN THIS DRAWING IS THE SOLE COPYRIGHT OF
J. SENDH AND SHOULD NOT BE REPRODUCED
WITHOUT PRIOR PERMISSION

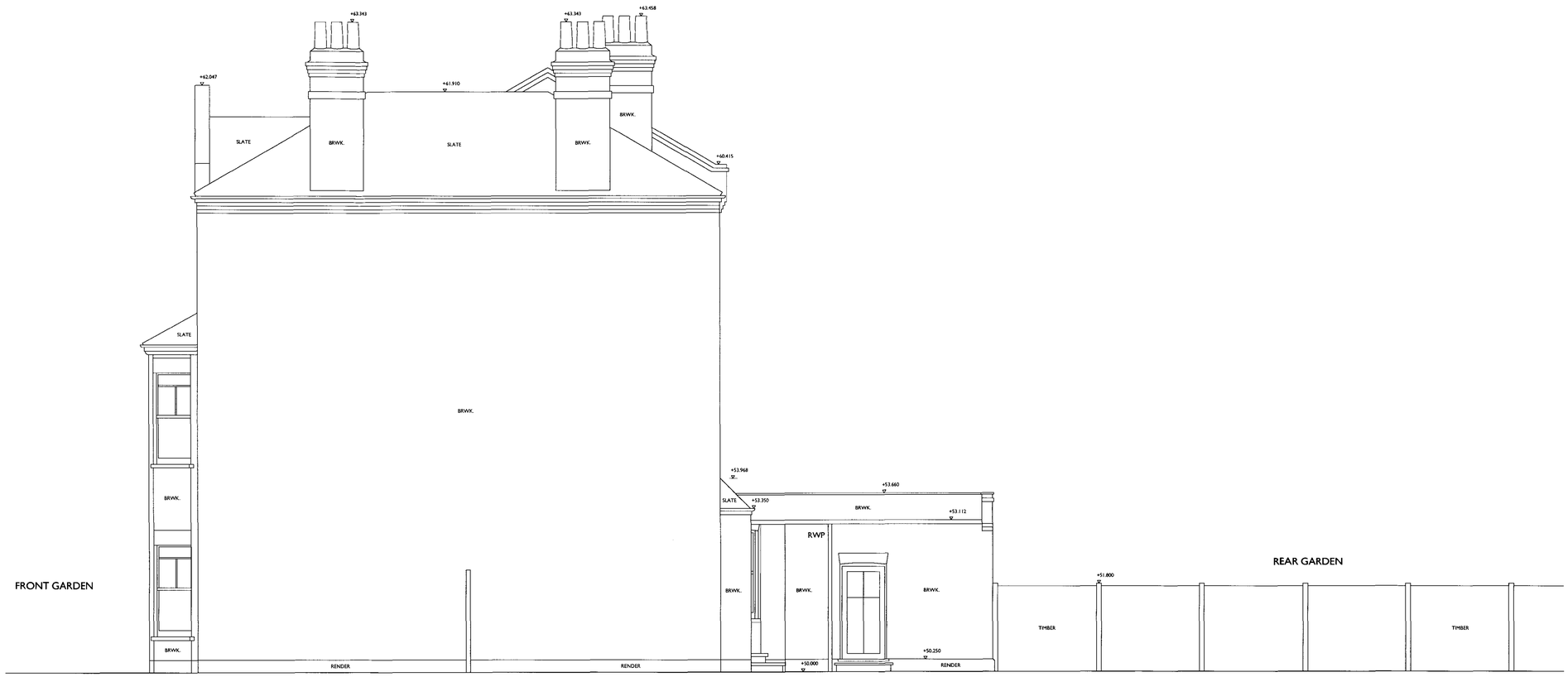

SIDE ELEVATION AS EXISTING

SCALE 1:50 at A1 / 1:100 at A3

0 0.5m 1m 1.5m 2m 2.5m 5m

DO NOT SCALE DIMENSIONS FROM THIS DRAWING.
REPORT ALL DISCREPANCIES PRIOR TO PROCEEDING.
TO BE READ IN CONJUNCTION WITH STRUCTURAL ENGINEER'S DRAWINGS.

NOTES:

REV.	DATE	REASON FOR ISSUE

PROJECT : 116 Goldhurst Terrace
London. ~~NW3.~~ NW6

DRAWING : Side Elevation as Existing

SCALE : 1:50 at A1 / 1:100 at A3

DATE : 09/2006

DWG NO. 1030/04

DWN BY :

DRAWING STATUS : FOR PLANNING ■ FOR TENDER ☐ FOR CONSTRUCTION ☐

INFORMATION CONTAINED IN THIS DRAWING IS THE SOLE COPYRIGHT OF J. SENIOR AND SHOULD NOT BE REPRODUCED WITHOUT PRIOR PERMISSION

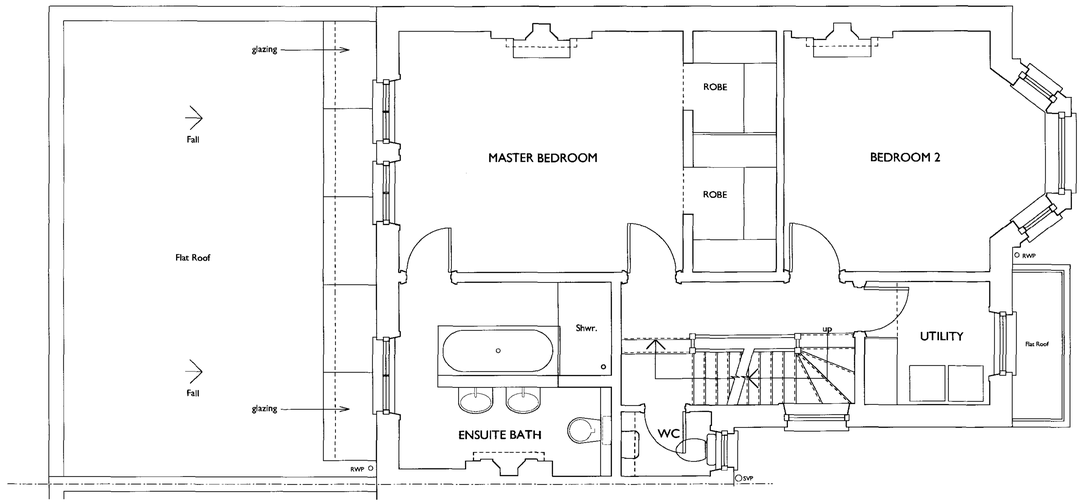

FIRST FLOOR PLAN AS PROPOSED

SCALE 1:50 at A1 / 1:100 at A3

0 0.5m 1m 1.5m 2m 2.5m 5m

NORTH

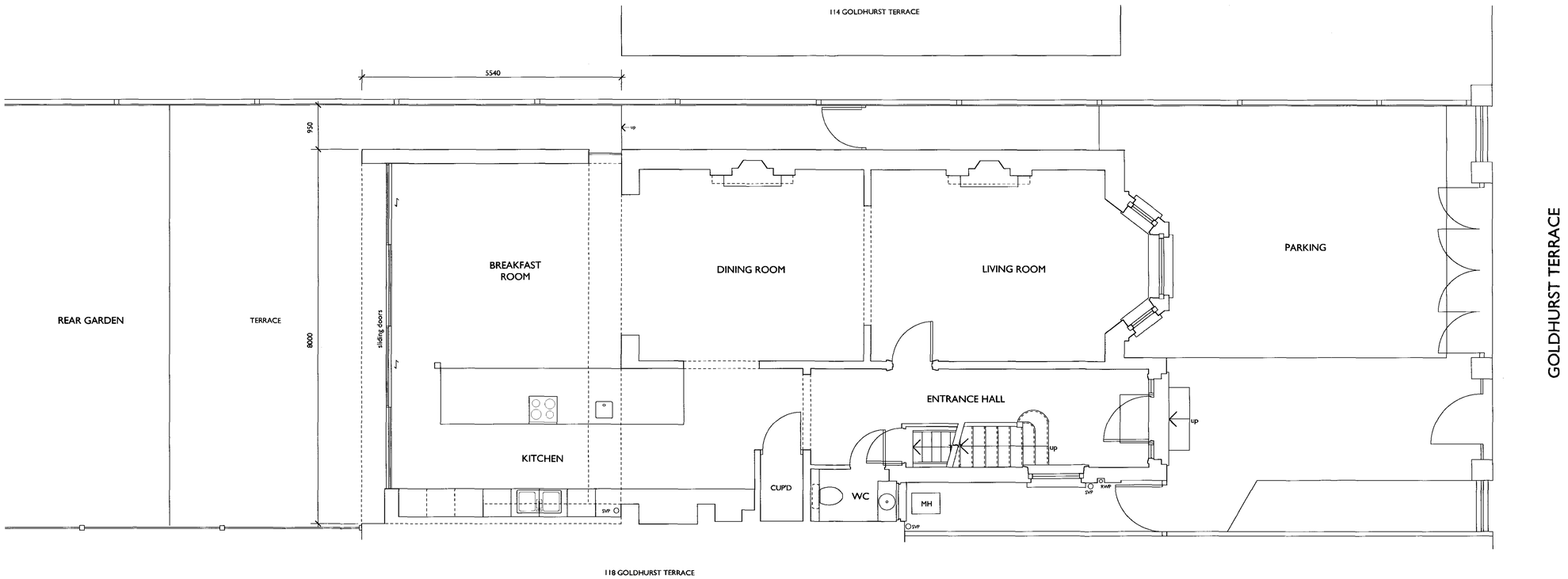

GROUND FLOOR PLAN AS PROPOSED

SCALE 1:50 at A1 / 1:100 at A3

0 0.5m 1m 1.5m 2m 2.5m 5m

NORTH

DO NOT SCALE DIMENSIONS FROM THIS DRAWING.
REPORT ALL DISCREPANCIES PRIOR TO PROCEEDING.
TO BE READ IN CONJUNCTION WITH STRUCTURAL ENGINEER'S DRAWINGS.

NOTES:

REV.	DATE	REASON FOR ISSUE

PROJECT : 116 Goldhurst Terrace London. ~~NW3~~. NW6

DRAWING : Ground & First Floor Plans as Proposed

SCALE : 1:50 at A1 / 1:100 at A3

DATE : 08/2006

DWG NO. 1030/05

DWN BY :

DRAWING STATUS : FOR TENDER ☐ FOR PLANNING ■ FOR CONSTRUCTION ☐

INFORMATION CONTAINED IN THIS DRAWING IS THE SOLE COPYRIGHT OF J. SENIOR AND SHOULD NOT BE REPRODUCED WITHOUT PRIOR PERMISSION

REAR ELEVATION AS PROPOSED

SCALE 1:50 at A1 / 1:100 at A3

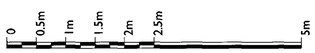

SECTION B-B AS PROPOSED

SCALE 1:50 at A1 / 1:100 at A3

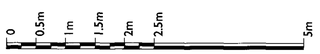

DO NOT SCALE DIMENSIONS FROM THIS DRAWING.
REPORT ALL DISCREPANCIES PRIOR TO PROCEEDING.
TO BE READ IN CONJUNCTION WITH STRUCTURAL ENGINEER'S DRAWINGS.

NOTES:

Materials

1. 60 x 25mm rebated iroko horizontal timber slats with 20mm shadow gap
2. 25 x 25mm brushed stainless steel edge trim to all corners and returns
3. Lead side cheek to glazed rooflight
4. Framless double-glazed window
5. Aluminium sliding glazed doors. Colour: dark grey
6. Limestone cladding to wall and terrace
7. Frameless double-glazed rooflight
8. Dark grey painted smooth render
9. Pea shingle ballast to flat roof

REV.	DATE	REASON FOR ISSUE

PROJECT: 116 Goldhurst Terrace London. ~~NW3~~. NW6

DRAWING: Rear Elevations as Proposed

SCALE: 1:50 at A1 / 1:100 at A3

DATE: 08/2006

DWG NO. 1030/06

DWN BY:

DRAWING STATUS: FOR PLANNING ■ FOR TENDER ☐ FOR CONSTRUCTION ☐

INFORMATION CONTAINED IN THIS DRAWING IS THE SOLE COPYRIGHT OF L. SENIOR AND SHOULD NOT BE REPRODUCED WITHOUT PRIOR PERMISSION

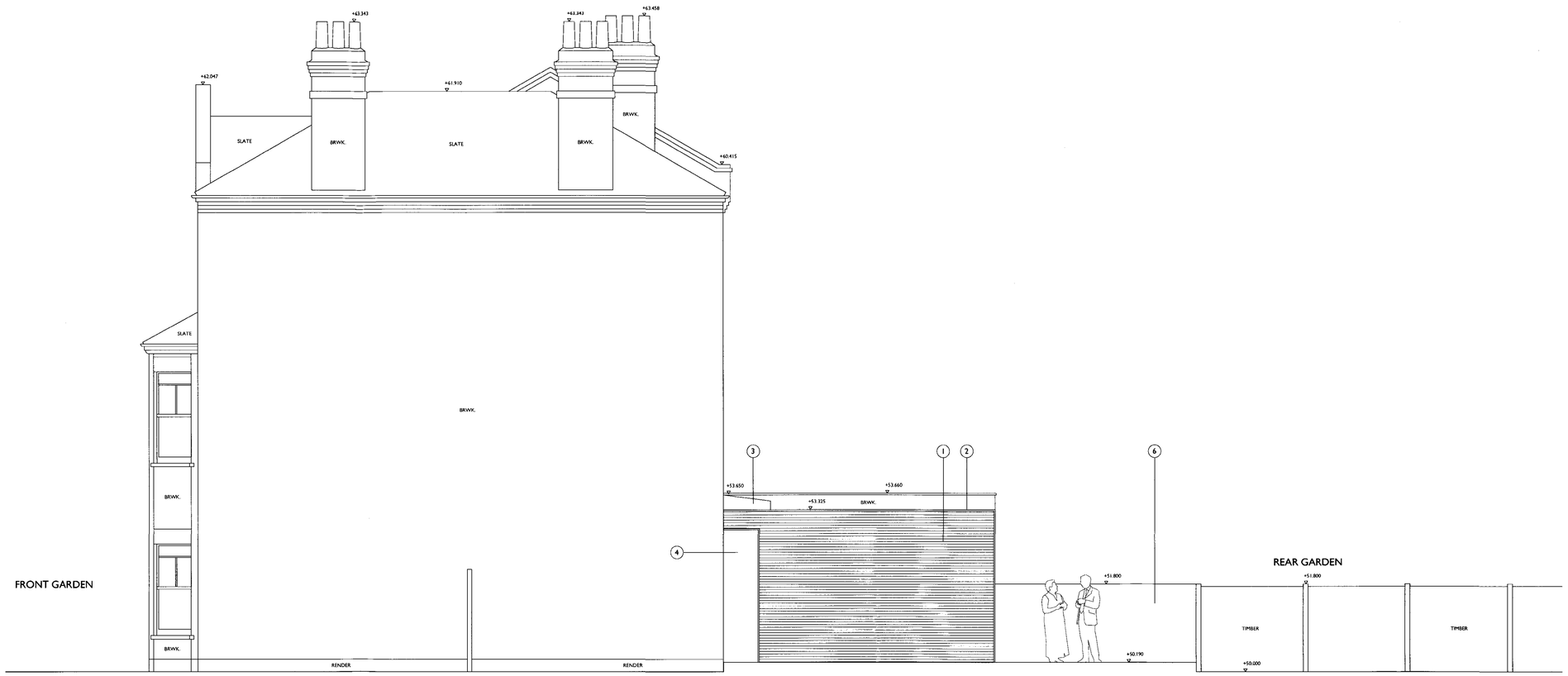

SIDE ELEVATION AS EXISTING

SCALE 1:50 at A1 / 1:100 at A3

0 0.5m 1m 1.5m 2m 2.5m 5m

DO NOT SCALE DIMENSIONS FROM THIS DRAWING.
REPORT ALL DISCREPANCIES PRIOR TO PROCEEDING.
TO BE READ IN CONJUNCTION WITH STRUCTURAL ENGINEER'S DRAWINGS.

NOTES:

Materials

1. 60 x 25mm rebated iroko horizontal timber slats with 20mm shadow gap
2. 25 x 25mm brushed stainless steel edge trim to all corners and returns
3. Lead side cheek to glazed rooflight
4. Framless double-glazed window
5. Aluminium sliding glazed doors. Colour: dark grey
6. Limestone cladding to wall and terrace
7. Frameless double-glazed rooflight
8. Dark grey painted smooth render
9. Pea shingle ballast to flat roof

REV.	DATE	REASON FOR ISSUE

PROJECT: 116 Goldhurst Terrace London. ~~NW3~~. NW6

DRAWING: Side Elevation as Proposed

SCALE: 1:50 at A1 / 1:100 at A3

DATE: 09/2006

DWG NO. 1030/07

DWN BY:

DRAWING STATUS: FOR PLANNING ■ FOR TENDER ☐ FOR CONSTRUCTION ☐

INFORMATION CONTAINED IN THIS DRAWING IS THE SOLE COPYRIGHT OF J. SENDR AND SHOULD NOT BE REPRODUCED WITHOUT PRIOR PERMISSION