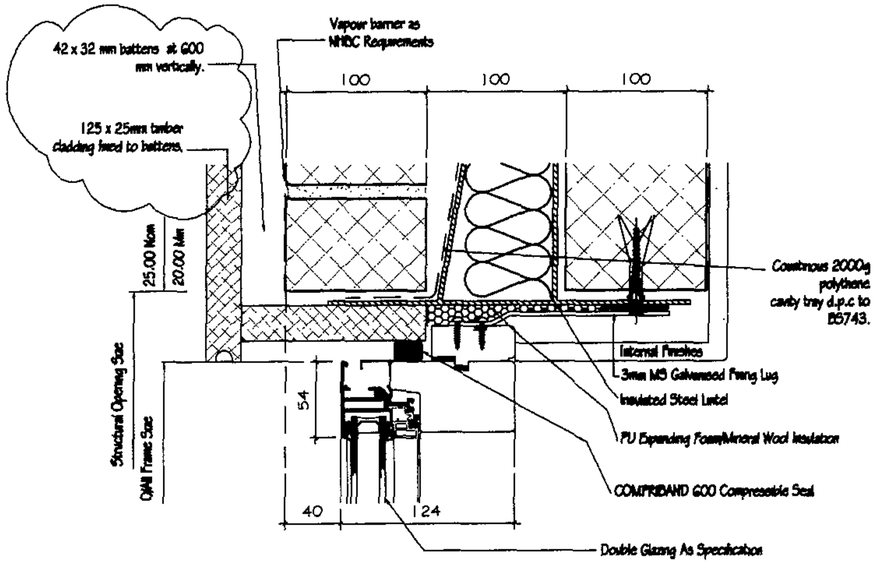

Section through timber cladding areas

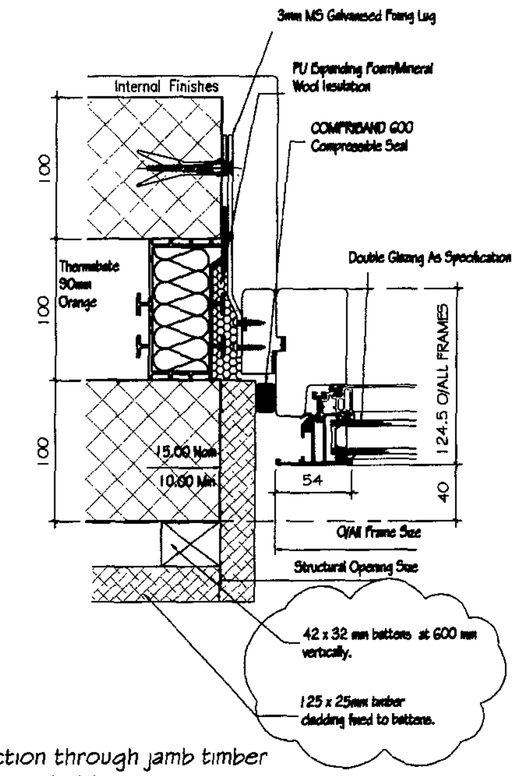

Section through jamb timber cladding areas

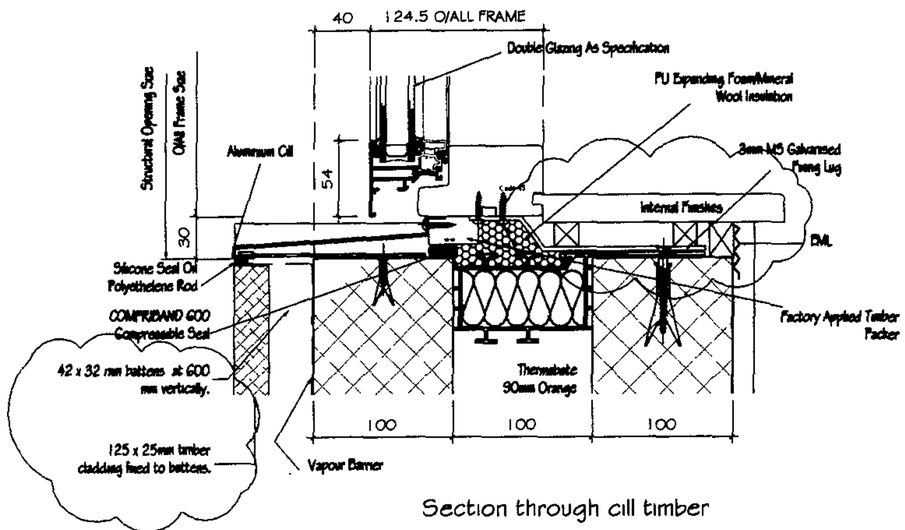

Section through cill timber cladding areas

NOTES

Where non-standard un-insulated lintols are used,provide 22mm thermal board to head of window/ door opening(If applicable).

Thermabate extends 50mm below cill level in cavity and nailed to frame.

All windows to have easy clean hinges.

All glazing below 800mm from f.f.l. is to be safety glass and shall be securely fixed in accordance with part N of the Building Regulations. Central transom acting as a barrier in accordance with part K of the Building Regulations shall be designed to resist a horizontal force of 0.75kn/m2 in accordance with BS: 6399 part 1. It is the responsibility of the window manufacturer to ensure this is achieved.

Refer to VELFAC window details for standard trickle vents.

P3 28 07 06 Minor Amendments
P2 15 06.06 CONSTRUCTION ISSUE
P1 17 05.06 CONDOC ISSUE

Revisions

mgm associates
chartered architects
55 ST. JOHN STREET, LONDON, EC1M 4NB
020 7490 0890 020 7490 0826
enq@mgm-arch.co.uk www.mgm-arch.co.uk

Project

MIXED USE LCHO DEVELOPMENT
74A HOLMES ROAD
NW5

Title

Standard Window Detail
Through jamb, cill & head
Timber Cladding Areas

Scale 1:3	Drawn by MGM
Date APR 2006	Checked
Drawing Number 5195/602	Revision P3

DO NOT SCALE FROM THIS DRAWING. ALL DIMENSIONS ARE TO BE CHECKED AND VERIFIED ON SITE AND ALL DISCREPANCIES REPORTED TO MGM ASSOCIATES PRIOR TO ANY CONSTRUCTION WORK TAKING PLACE.

THIS DRAWING IS THE PROPERTY AND COPYRIGHT OF MGM ASSOCIATES AND CAN NOT BE REPRODUCED WITHOUT PERMISSION.

FOR CONSTRUCTION