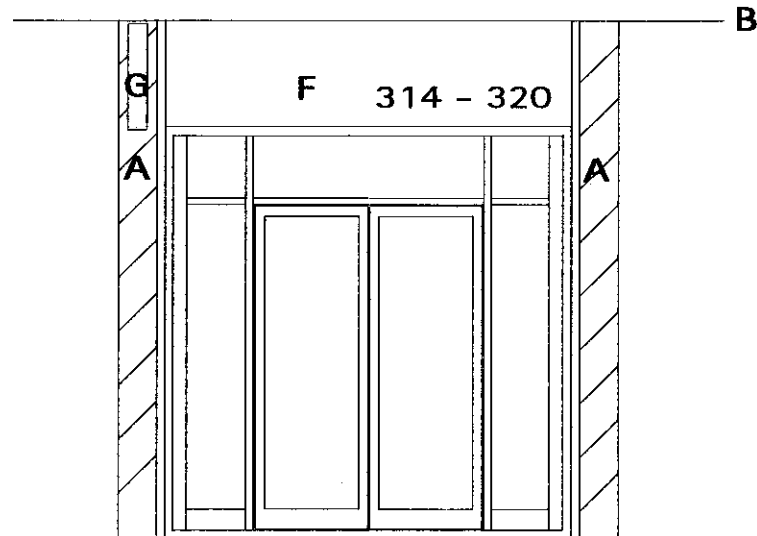
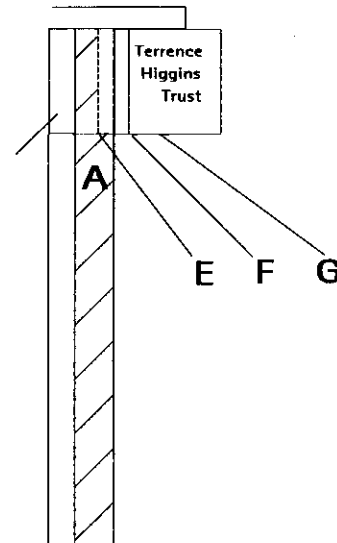


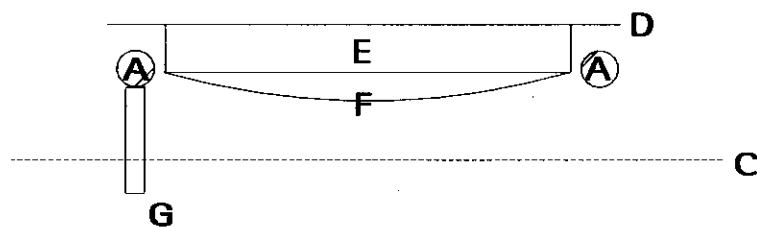
Front elevation



Section



Overhead



Planning application -

Terrence Higgins Trust  
314 - 320 Grays Inn Rd  
London WC1X 8DP

Drawing Ref A04  
Shows proposed frontage  
of building

Scale 1:50 at A4

Key:

- A = existing external pillars
- B = lower edge of balcony
- C = leading edge of balcony
- D = face of building
- E = face of existing boxing over doorway
- F = face of proposed curved fascia sign with backlit lettering
- G = proposed projecting sign with backlit lettering