1. Original teak panelling
2. Lacquered MDF skirting
3. Metal brackets fixed to METSEC studs and wall
4. 70mm METSEC C studs
5. 20mm Non Combustible board
6. Rising services
7. Picture rail
8. Existing first floor cornice and frieze
9. Distribution boards
10. Hollow pot / concrete slab shown typically

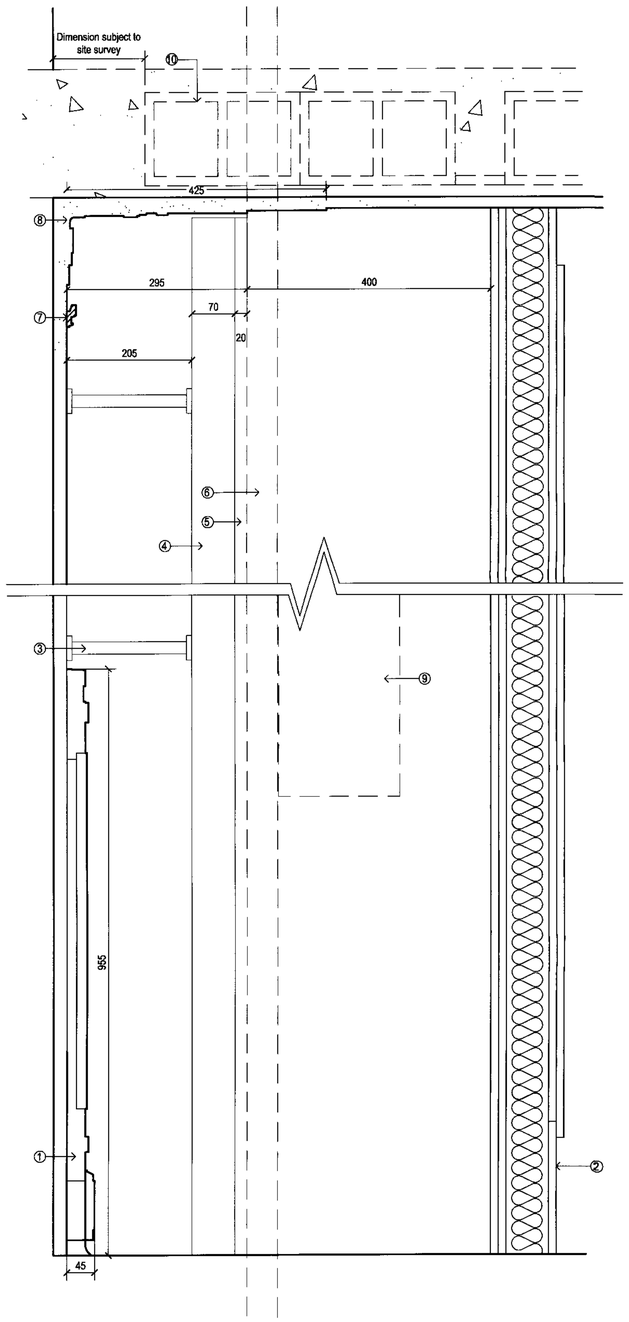

01 LB22D010 **RISER 1.1 TYPICAL SECTION BASED ON FIRST FLOOR**
SCALE 1:5

1. 1 x 12.5mm Duplex wall board
2. 1 x 12.5 Wallboard
3. 70mm Metal stud
4. Edge reveal trim BG106
5. Intumescent smoke seal
6. Door frame

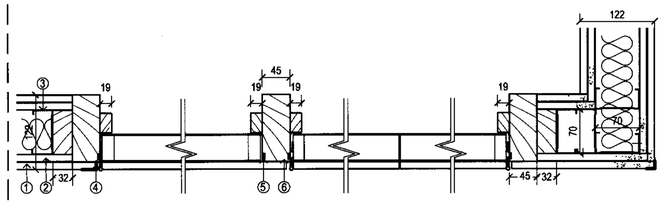

04 LB22D010 **RISER 1.1 FIRST FLOOR DOOR PLAN SECTION DETAIL**
SCALE 1:5

1. Original teak paneling
2. 190mm Lacquered MDF Skirting
3. Riser cupboard
4. Existing Picture Rail
5. Infill panels scribed to existing profiles
6. Moulded plaster frieze with raised semi -circular darts
7. Existing first floor cornice
8. 18mm plaster on concrete slab soffit

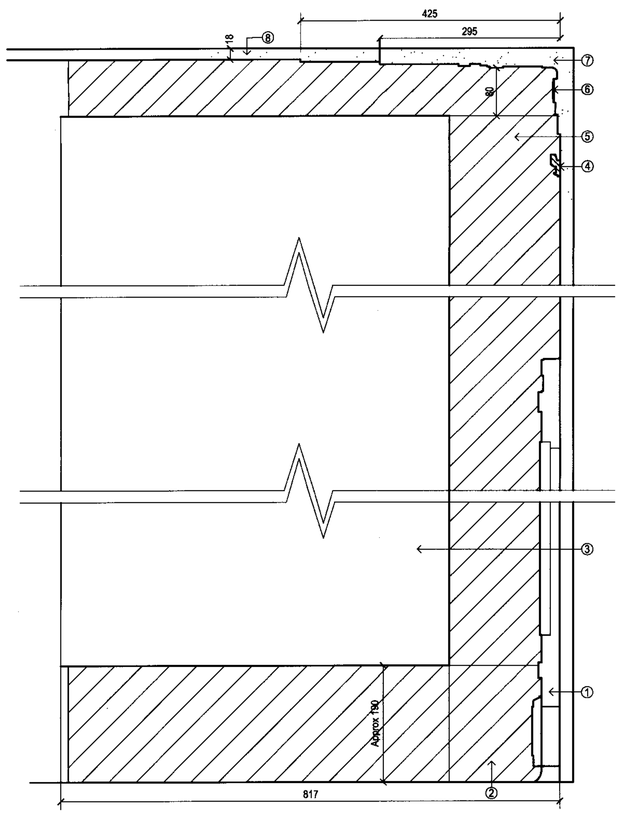

02 LB22D010 **RISER 1.1 FIRST FLOOR ELEVATION**
SCALE 1:5

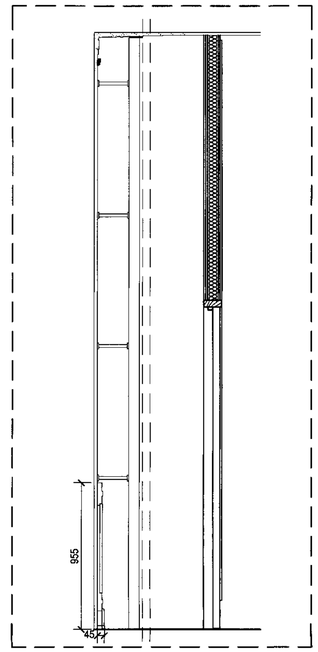

05 LB22D010 **RISER 1.1 TYPICAL SECTION BASED ON THE FIRST FLOOR**
SCALE 1:20

1. Outline of existing Hollow pots
2. New riser doors
3. Existing heating panel
4. Outer cornice profile
5. Second cornice profile
6. 20mm Non combustible board
7. 70mm METSEC C Studs
8. Metal brackets
9. Infill panels scribed to existing profiles

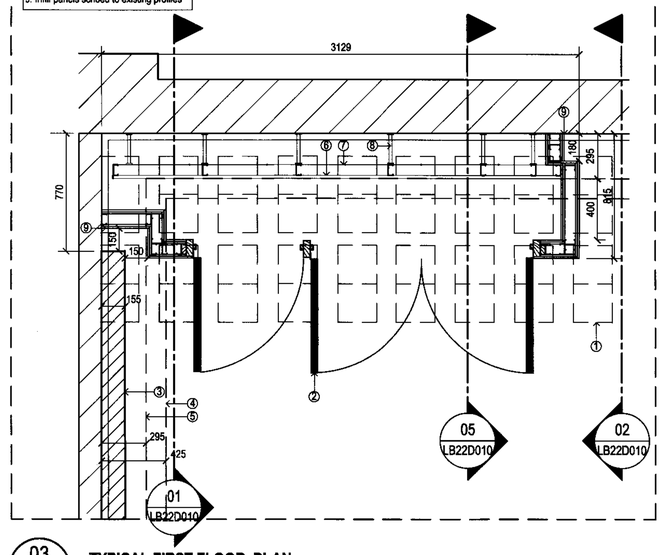

03 LB22D010 **TYPICAL FIRST FLOOR PLAN**
SCALE 1:20

BUILDING DESIGN PARTNERSHIP SHALL HAVE NO RESPONSIBILITY FOR ANY USE MADE OF THIS DOCUMENT OTHER THAN FOR THAT WHICH IT WAS PREPARED AND ISSUED.

ALL DIMENSIONS SHOULD BE CHECKED ON SITE.

DO NOT SCALE FROM THIS DRAWING.

ANY DRAWING ERRORS OR DIVERGENCES SHOULD BE BROUGHT TO THE ATTENTION OF BUILDING DESIGN PARTNERSHIP AT THE ADDRESS SHOWN BELOW.

NOTES

REVISION / DESCRIPTION | DRAWN | CHECKED | DATE

KEY PLAN

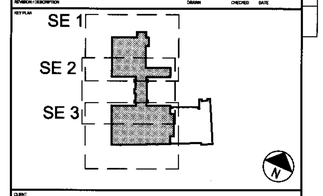

CLIENT

BDP

Building Design Partnership
Architects, Designers and Engineers
16 Brewhouse Yard, Clerkenwell
London, EC1V 4LJ
Tel +44 (0)20 7812 8000
Fax +44 (0)20 7812 8399
www.bdp.co.uk

PROJECT TITLE
UNIVERSITY OF LONDON
SENATE HOUSE

DRAWING TITLE
Enabling Works
Riser Cupboard Details

SCALE @ A1: VARIES

DATE: 22.09.06

PROJECT NUMBER: P2000078

DRAWING No: LB22D010

REVISION: -



BUILDING DESIGN PARTNERSHIP SHALL HAVE NO RESPONSIBILITY FOR ANY USE MADE OF THIS DOCUMENT OTHER THAN FOR THAT WHICH IT WAS PREPARED AND ISSUED.

ALL DIMENSIONS SHOULD BE CHECKED ON SITE.

DO NOT SCALE FROM THIS DRAWING.

ANY DRAWING ERRORS OR DIVERGENCES SHOULD BE BROUGHT TO THE ATTENTION OF BUILDING DESIGN PARTNERSHIP AT THE ADDRESS SHOWN BELOW

NOTES

FIRST ISSUE

REVISION / DESCRIPTION	DRAWN	CHECKED	DATE

KEY PLAN

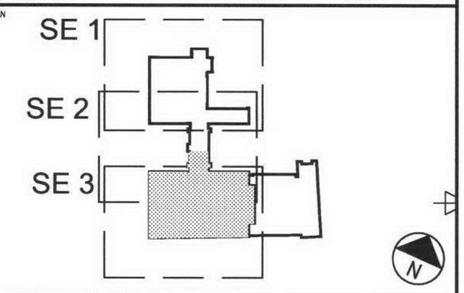

CLIENT

BDP

Building Design Partnership
Architects, Designers and Engineers
16 Brewhouse Yard, Clerkenwell
London, EC1V 4LJ
Tel +44 (0)20 7812 8000
Fax +44 (0)20 7812 8399
www.bdp.co.uk

PROJECT TITLE
UNIVERSITY OF LONDON
SENATE HOUSE
ZONE SE3

DRAWING TITLE
Enabling Works
Riser 1.1 First Floor
Visual

SCALE @ A3
N/A

DATE
22.09.06

PROJECT NUMBER
P2000078

DRAWING No.
LB22D011

REVISION
-

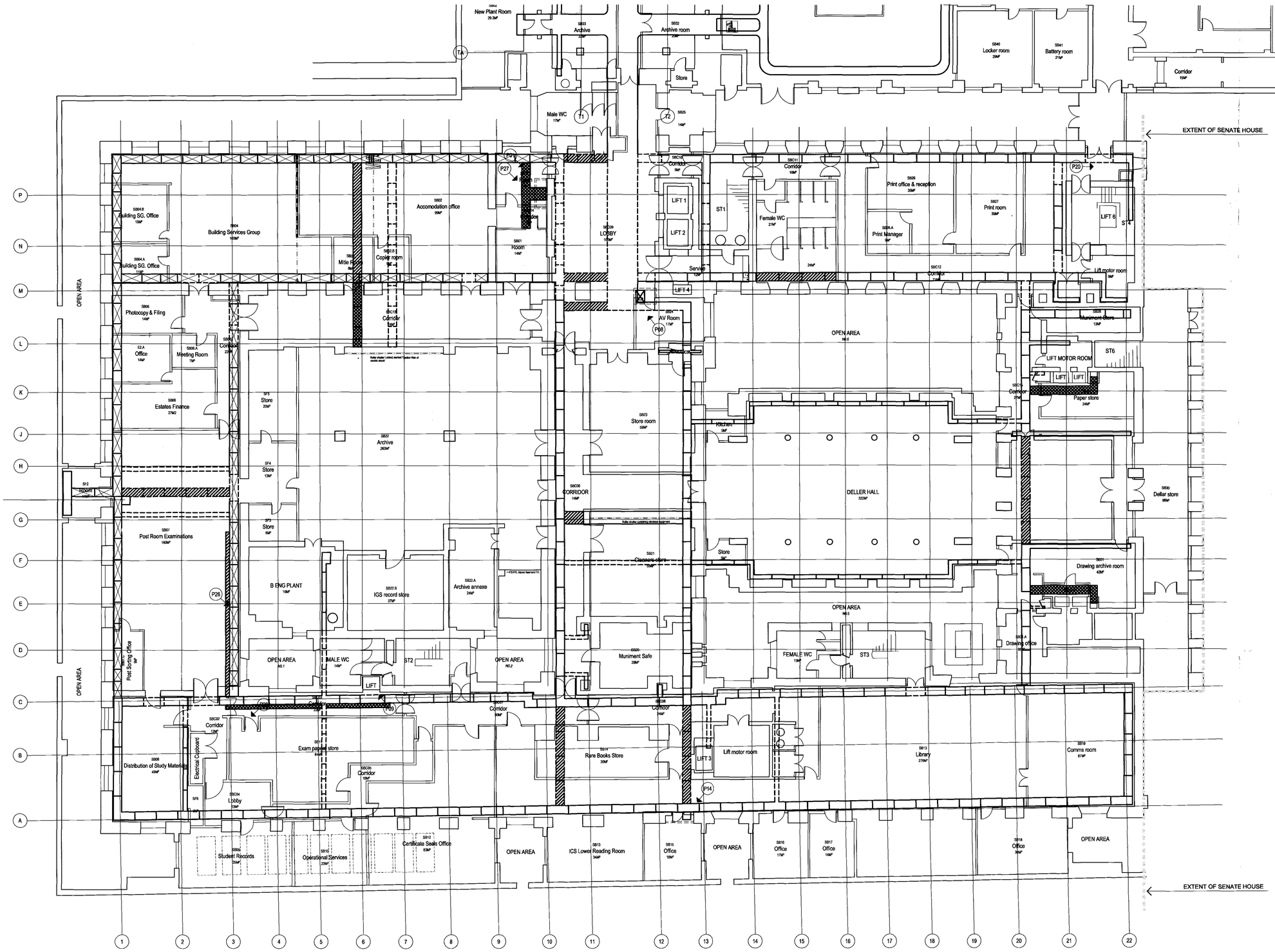

BDP will have no responsibility for any use made of this document other than for that which it was prepared and issued.

All dimensions should be checked on site.

Do not scale from this drawing.

Any drawing error or omission should be brought to the attention of Building Design Partnership at the address shown below.

NOTES

FOR EXTENT OF BREAKING - OUT OF EXISTING BASEMENT SLAB AND DUCT CONSTRUCTION FOR NEW TRENCHES AND INCREASED TRENCH WIDTHS, TOGETHER WITH TRENCH PROFILES AND REINFORCEMENT DETAILS, SEE STRUCTURAL SPECIFICATION SPC S001_EW, SKETCHES P2000078/SSK.01 - 09

FOR DETAILS OF WORKS TO PROVIDE NEW SUMP SEE STRUCTURAL SPECIFICATION SPC S001_EW, SKETCHES P2000078 /S/SK.10 - 11

FOR DETAILS OF WORKS TO PROVIDE NEW ACCESS TO SERVICES TUNNEL SEE STRUCTURAL SPECIFICATION SPC S001_EW, SKETCHES P2000078/S/SK.12 - 13

FOR DETAILS OF COVERS TO NEW AND EXISTING TRENCHES SEE STRUCTURAL SPECIFICATION SPC S001_EW, SKETCH P2000078/S/SK.15

LEGEND

- Service trench with access.
- Service trench with no access.
- New access cover to existing services trench - infilled with material to match adjacent floor finish
- New service trench with access covers infilled with material to match adjacent original floor finish.
- New access to existing trench, no lid needed.
- Trench Lids marked [illegible] mark with a North arrow and reference, use a plan showing positions. This is to be performed and copy to be BDP prior to lids being removed and stored for handover to client at completion.

Revision	Description	Drawn	Authorised	Date

KEY PLAN

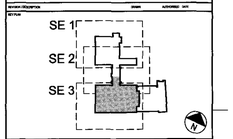

BDP

Building Design Partnership
Architects, Designers and Engineers
16 Brewhouse Yard, Clerkenwell
London, EC1V 4LJ
Tel +44 (0)20 7812 8000
Fax +44 (0)20 7812 8399
www.bdp.co.uk

PROJECT TITLE

UNIVERSITY OF LONDON
SENATE HOUSE
ZONE SE3

DRAWING TITLE	PAPER	SCALE
Enabling Works Basement New Trenches/Covers & Removal of Existing Trench Covers	@ A0	1:100
	DATE	22.09.06
PROJECT NUMBER P2000078	DRAWING LB33DB10	REVISION -