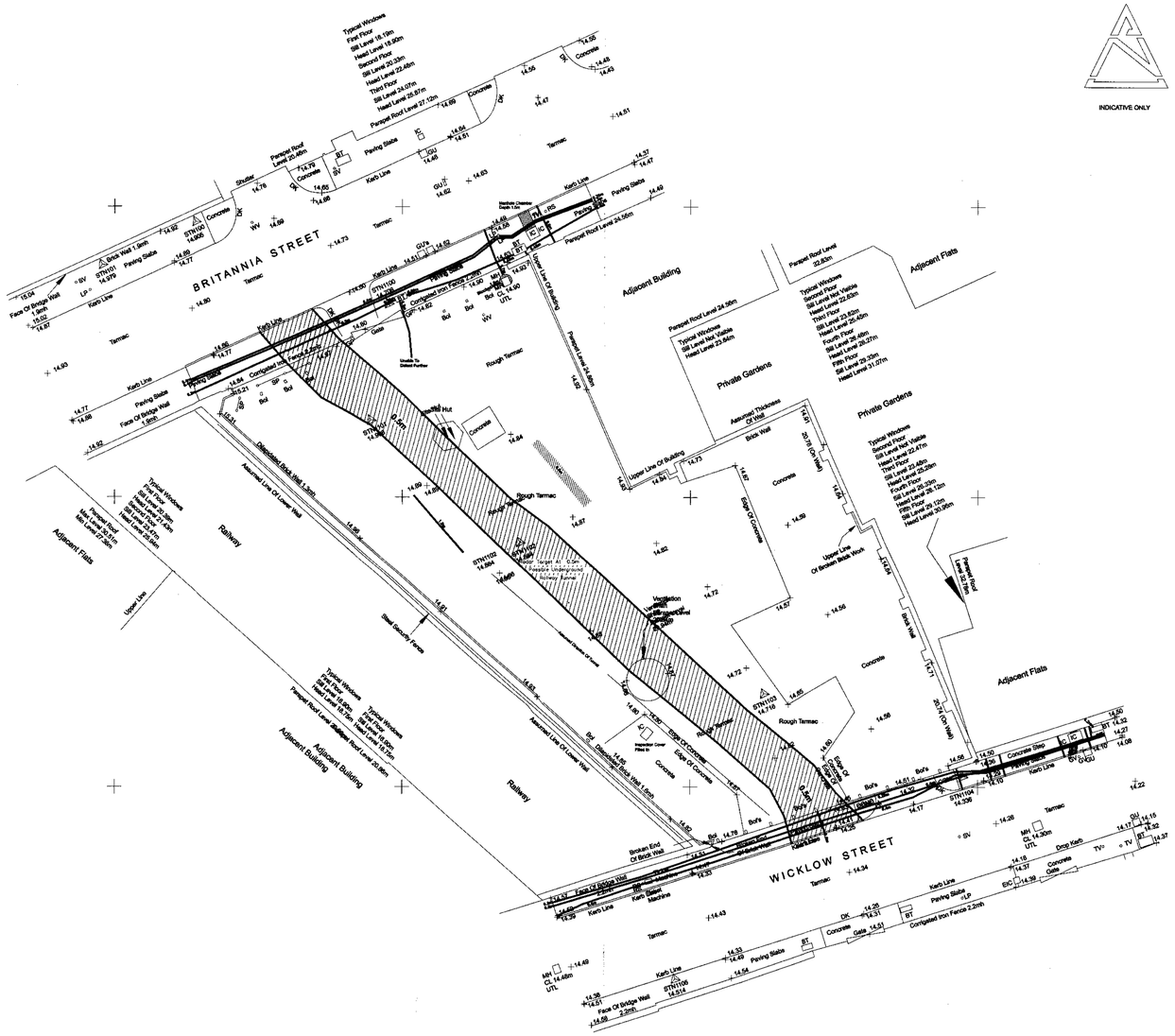
BRITANNIA STREET
WICKLOW STREET
Adjacent Building
Adjacent Flats
Private Gardens
Railway
Rough Tarmac
Concrete
Tarmac
Paving Slabs
Kerb Line
Upper Line
Steel Security Fence
Vehicle Ramp
Ventilation
Inspector Cover Plan
Edge Of Concrete
Brick Wall
Parapet Roof Level 24.55m
Parapet Roof Level 27.12m
Parapet Roof Level 24.58m
Parapet Roof Level 22.82m
Parapet Roof Level 24.18m
Parapet Roof Level 23.46m
Parapet Roof Level 20.48m
Parapet Roof Level 20.30m
Parapet Roof Level 27.30m
Parapet Roof Level 27.47m
Parapet Roof Level 19.7m
Parapet Roof Level 20.10m
Parapet Roof Level 21.10m
Parapet Roof Level 21.13m
Parapet Roof Level 21.12m
Parapet Roof Level 21.10

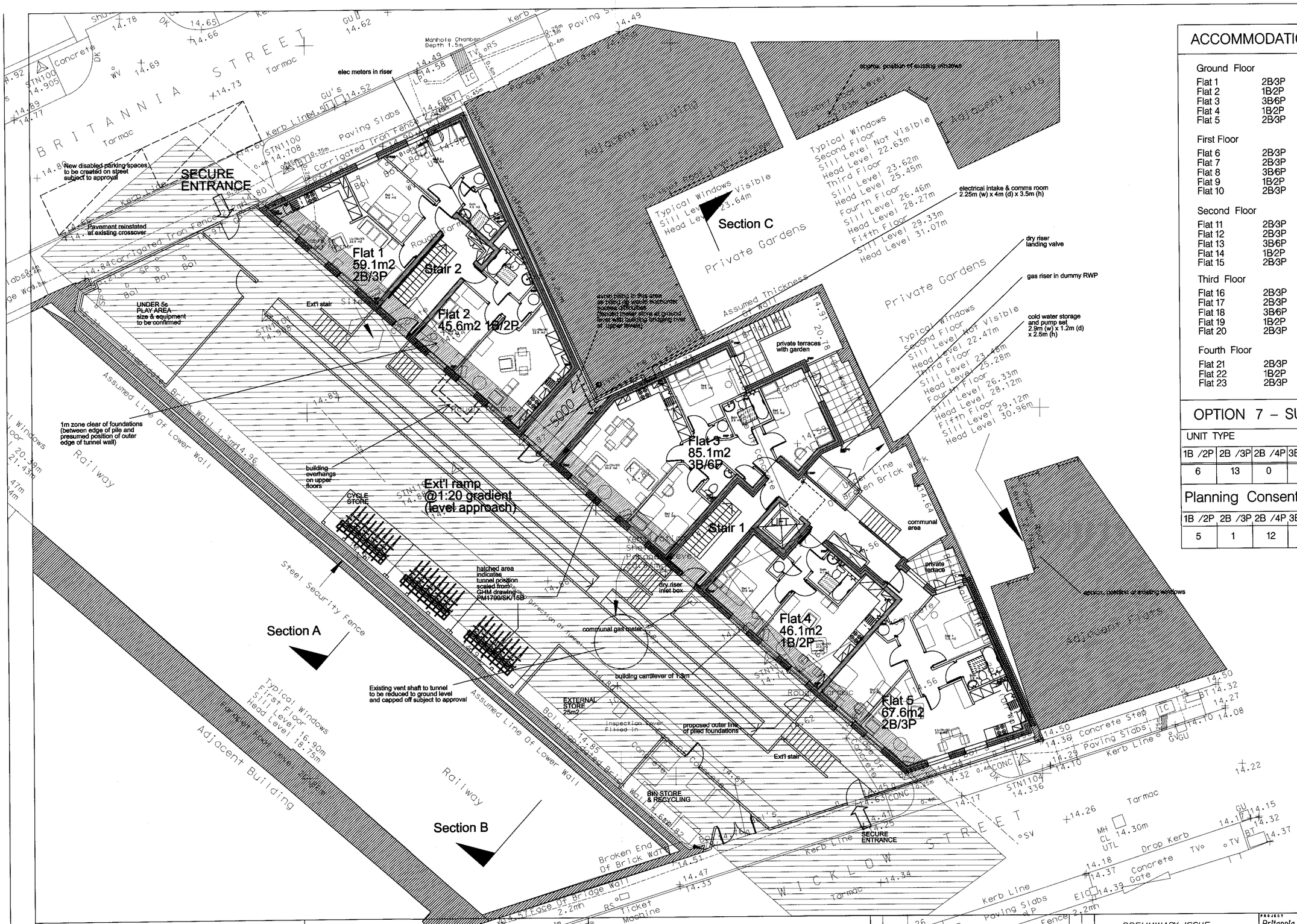

ACCOMMODATION SCHEDULE

Ground Floor		
Flat 1	2B/3P	59.1 m2
Flat 2	1B/2P	45.6 m2
Flat 3	3B/6P	85.1 m2
Flat 4	1B/2P	46.1 m2
Flat 5	2B/3P	68.6 m2
First Floor		
Flat 6	2B/3P	as Flat 1
Flat 7	2B/3P	58.1 m2
Flat 8	3B/6P	as Flat 3
Flat 9	1B/2P	as Flat 4
Flat 10	2B/3P	as Flat 5
Second Floor		
Flat 11	2B/3P	as Flat 1
Flat 12	2B/3P	as Flat 7
Flat 13	3B/6P	as Flat 3
Flat 14	1B/2P	as Flat 4
Flat 15	2B/3P	as Flat 5
Third Floor		
Flat 16	2B/3P	as Flat 1
Flat 17	2B/3P	as Flat 7
Flat 18	3B/6P	as Flat 3
Flat 19	1B/2P	as Flat 4
Flat 20	2B/3P	as Flat 5
Fourth Floor		
Flat 21	2B/3P	69.1 m2
Flat 22	1B/2P	as Flat 4
Flat 23	2B/3P	as Flat 5

OPTION 7 – SUMMARY

UNIT TYPE					Total Flats	Total Bed-spaces
1B /2P	2B /3P	2B /4P	3B /6P	4B /5P		
6	13	0	4	0	23	75

Planning Consented Drgs – SUMMARY

1B /2P	2B /3P	2B /4P	3B /5P	4B /5P		
5	1	12	5	3	26	101

NOTES

REV	DATE	DESCRIPTION	BY	CKD
B	12/12/06	Flat 3 area increased, and Flats 1 & 5 2B/4P reduced to 2B/3P as Origin req't	MM	MM
A	23/11/06	Wall construction amended as Eng's comments. Plant information, dry riser & RWP added.	MM	MM

PRELIMINARY ISSUE

Copyright: This drawing is the copyright of David Wood Architects and may not be used without their consent.

Dimensions: Written dimensions to be taken in preference to scaled dimensions. The Contractor is responsible for checking all dimensions before work starts.

Local Authority: All work to be carried out to the requirements, and to the satisfaction of the Local Authority.

Discrepancies: Any discrepancies to be brought to the attention of the Architect immediately.

PROJECT: Britannia Street, London WC1

DRAWING: Option 7: Ground floor plan

DRAWING NUMBER: F368/sk7/100B

SCALE: 1:100@A1 | DATE: dec 2006 | DRAWN BY: MM

origin GROUP

DURKAN

David Wood architects
1 MARCONI PLACE, LONDON N11 1PE
Tel: 020 8368 1100 Fax: 020 8368 1177
E-Mail: dwa@davidwoodarchitects.co.uk
Internet: www.davidwoodarchitects.co.uk

ACCOMMODATION SCHEDULE

Refer to F368 /SK7 /100

NOTES

REV	DATE	DESCRIPTION	BY	CKD
B	12/12/06	Flat 8,13 & 18 area increased, and Flats 6, 7 & 8 2B/4P reduced to 2B/3P as Origin req't	MM	MM
A	23/11/06	Wall construction amended as Eng's comments. Plant information, dry riser & RWP added.	MM	MM

PRELIMINARY ISSUE

Copyright — This drawing is the copyright of David Wood Architects and may not be used without their consent.

Dimensions — Written dimensions to be taken in preference to scaled dimensions. The Contractor is responsible for checking all dimensions before work starts.

Local Authority — All work is to be carried out to the requirements, and to the satisfaction of the Local Authority.

Discrepancies — Any discrepancies to be brought to the attention of the Architect immediately.

PROJECT: Britannia Street, London WC1

DRAWING: Option 7: 1st-3rd floor plan

DRAWING NUMBER: F368/sk7/101B

SCALE	DATE	DRAWN BY
1:100@A1	dec 2006	MM

origin GROUP

DURKAN

David Wood architects
1 MARCONI PLACE, LONDON N11 1PE
Tel : 020 8368 1100 Fax : 020 8368 1177
E-Mail : dwa@davidwoodarchitects.co.uk
Internet : www.davidwoodarchitects.co.uk

ACCOMMODATION SCHEDULE

Refer to F368 /SK7 /100

NOTES

REV	DATE	DESCRIPTION	BY	CHD
B	12/12/06	Flats 13 & 18 area increased, and Flats 11, 12, 15, 16, 17, 20, 21 & 23, 2B/4P reduced to 2B/3P as Origin req't	MM	MM
A	23/11/06	Wall construction amended as Eng's comments. Plant information, dry riser, RWP & boiler room added.	MM	MM

PRELIMINARY ISSUE

Copyright: This drawing is the copyright of David Wood Architects and may not be used without their consent.

Dimensions: Written dimensions to be taken in preference to scaled dimensions. The Contractor is responsible for checking all dimensions before work starts.

Local Authority: All work is to be carried out to the requirements, and to the satisfaction of the Local Authority.

Discrepancies: Any discrepancies to be brought to the attention of the Architect immediately.

PROJECT: Britannia Street, London WC1

DRAWING: Option 7: 4th floor plan

DRAWING NUMBER: F368/sk7/102B

SCALE	DATE	DRAWN BY
1:100@A1	dec 2006	MM

origin GROUP

DURKAN

David Wood architects
1 MARCONI PLACE, LONDON N11 1PE
Tel: 020 8368 1100 Fax: 020 8368 1177
E-Mail: dwa@davidwoodarchitects.co.uk
Internet: www.davidwoodarchitects.co.uk

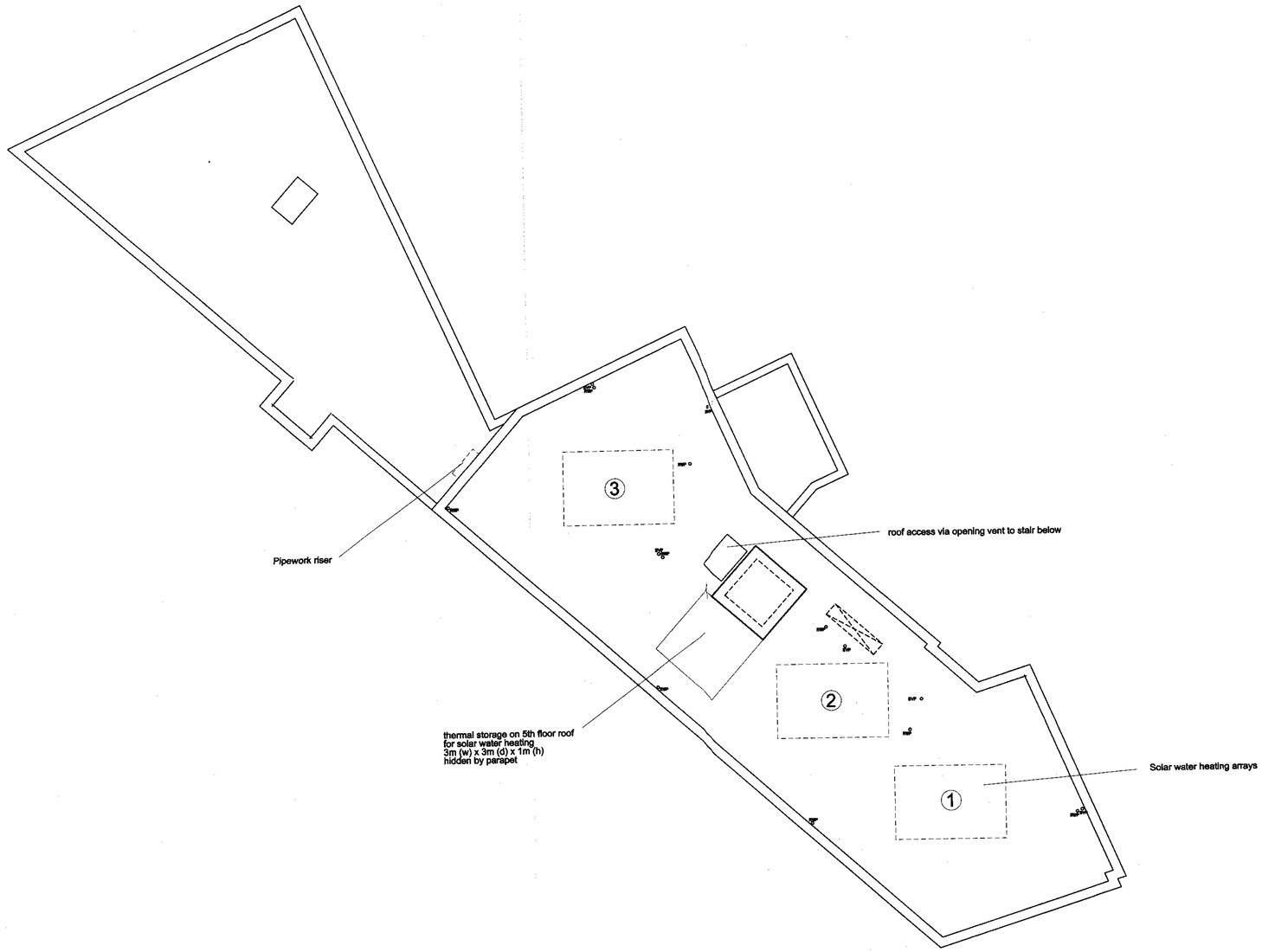

NOTES

REV	DATE	DESCRIPTION	BY	CKD
A	12/12/06	Solar heating system arrays shown indicattively	CG	MM

PRELIMINARY ISSUE

Copyright This drawing is the copyright of David Wood Architects and may not be used without their consent.

Dimensions Written dimensions to be taken in preference to scaled dimensions. The Contractor is responsible for checking all dimensions before work starts.

Local Authority All work is to be carried out to the requirements, and to the satisfaction of the Local Authority.

Discrepancies Any discrepancies to be brought to the attention of the Architect immediately.

PROJECT
Brittannia Street, London WC1

DRAWING
Option 7: Roof plan

DRAWING NUMBER
F368/sk7/103A

SCALE	DATE	DRAWN BY
1:100@A1	dec 2006	MM

origin GROUP

DURKAN

David Wood architects
1 MARCONI PLACE, LONDON N11 1PE
Tel : 020 8368 1100 Fax : 020 8368 1177
E-Mail : dwa@davidwoodarchitects.co.uk
Internet : www.davidwoodarchitects.co.uk

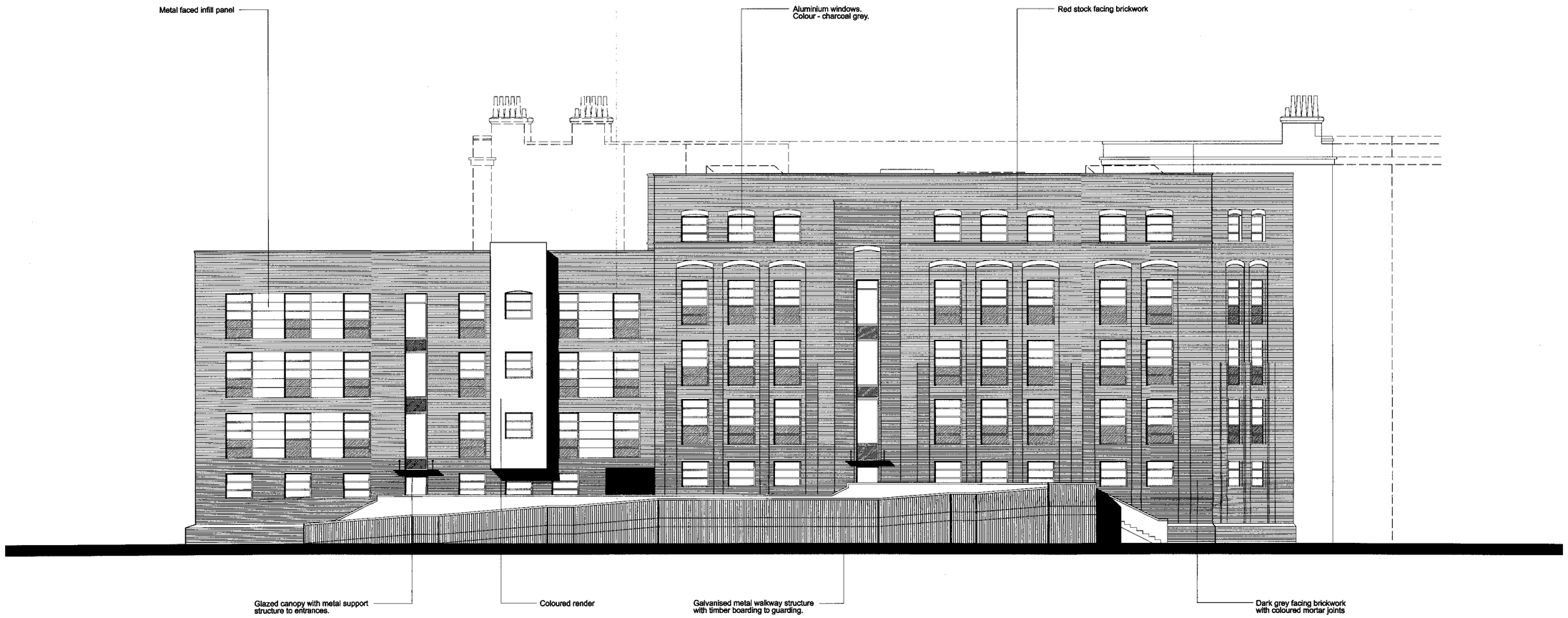

TRUE ELEVATION PARALLEL TO RAILWAY TUNNEL | OBLIQUE VIEW | WICKLOW STREET

NOTES

REV	DATE	DESCRIPTION	BY	CKD
B	12/12/06	Solar heating system arrays shown indicatively	CG	MM
A	23/11/06	5th floor parapet raised 450mm. Wind turbines omitted	MM	MM

PRELIMINARY ISSUE

Copyright — This drawing is the copyright of David Wood Architects and may not be used without their consent.

Dimensions — Written dimensions to be taken in preference to scaled dimensions. The Contractor is responsible for checking all dimensions before work starts.

Local Authority — All work to be carried out to the requirements, and to the satisfaction of the Local Authority.

Discrepancies — Any discrepancies to be brought to the attention of the Architect immediately.

PROJECT: Britannia Street, London WC1

DRAWING: West (Front) Elevation

DRAWING NUMBER: F368/sk7/200B

SCALE	DATE	DRAWN BY
1:100@A1	dec 2006	CJG

origin GROUP

David Wood architects
1 MARCONI PLACE, LONDON N11 1PE
Tel : 020 8368 1100 Fax : 020 8368 1177
E-Mail : dwa@davidwoodarchitects.co.uk
Internet : www.davidwoodarchitects.co.uk