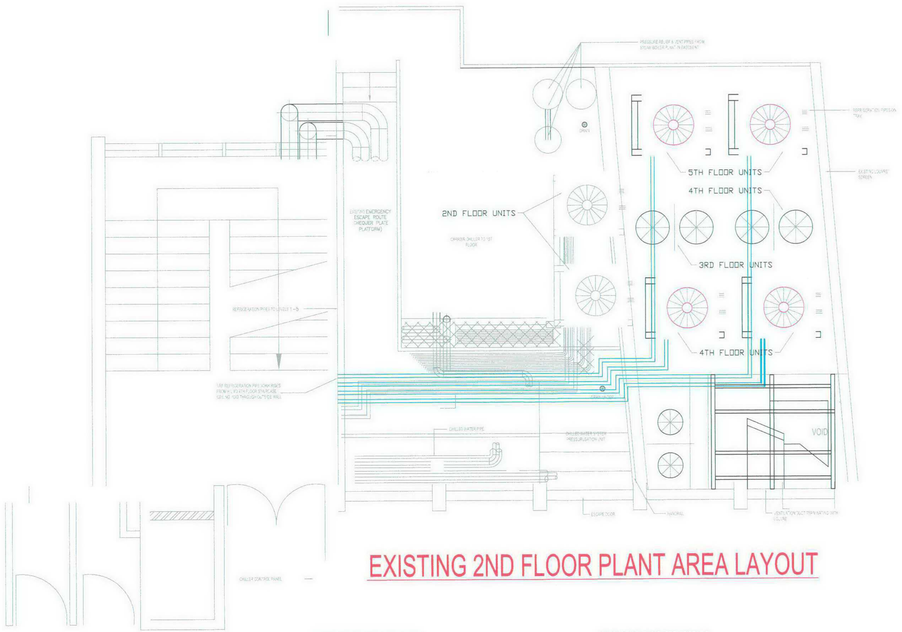

EXISTING 2ND FLOOR PLANT AREA LAYOUT

4th FLOOR VRVIII-S SYSTEM DETAILS

1.1. Outdoor Details

Name	Model	Capacity (kW)	Temp C (°C)	CFC (kg)	ASHRAE (kg)	Temp W (°C)	HTC (kW/m²°C)	COP (W/W)	Piping (m)	Refrig (kg)
ACCU1	RXYQ8PAYP1(B)	18.0	32.0	18.0	4.1 kg	0.0	18.0	2.7 / 2.8	140.0	4.0

Name	Model	PS	Run Amps (A)	St Curr (A)	Fuses	Voltage (Vac)	Hight (m)
ACCU1	RXYQ8PAYP1(B)	220V 1ph	15.8	19.8	c.b. local isolation	380V/415V	1.00

1.1. Piping ACCU1

2. Wiring Diagrams

F1/F2 = 16.2 AWG 2 core non screened stranded wire (non polarity wiring system)
F1/F2 = 16.2 AWG 2 core non screened stranded wire (non polarity wiring system)

2.1. Wiring ACCU1

5th FLOOR VRVIII-S SYSTEM DETAILS

1.1. Outdoor Details

Name	Model	Capacity (kW)	Temp C (°C)	CFC (kg)	ASHRAE (kg)	Temp W (°C)	HTC (kW/m²°C)	COP (W/W)	Piping (m)	Refrig (kg)
ACCU5-1	RXYQ8PAYP1(B)	18.0	32.0	18.0	4.1 kg	0.0	18.0	2.8 / 2.8	140.0	4.0
ACCU5-2	RXYQ8PAYP1(B)	18.0	32.0	18.0	4.1 kg	0.0	18.0	2.8 / 2.8	140.0	4.0

Name	Model	PS	Run Amps (A)	St Curr (A)	Fuses	Voltage (Vac)	Hight (m)
ACCU5-1	RXYQ8PAYP1(B)	220V 1ph	15.0	20.0	c.b. new local isolation	380V/415V	1.00
ACCU5-2	RXYQ8PAYP1(B)	220V 1ph	15.0	20.0	c.b. new local isolation	380V/415V	1.00

1.1. Piping ACCU5-1

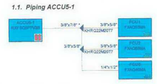

1.2. Piping ACCU5-2

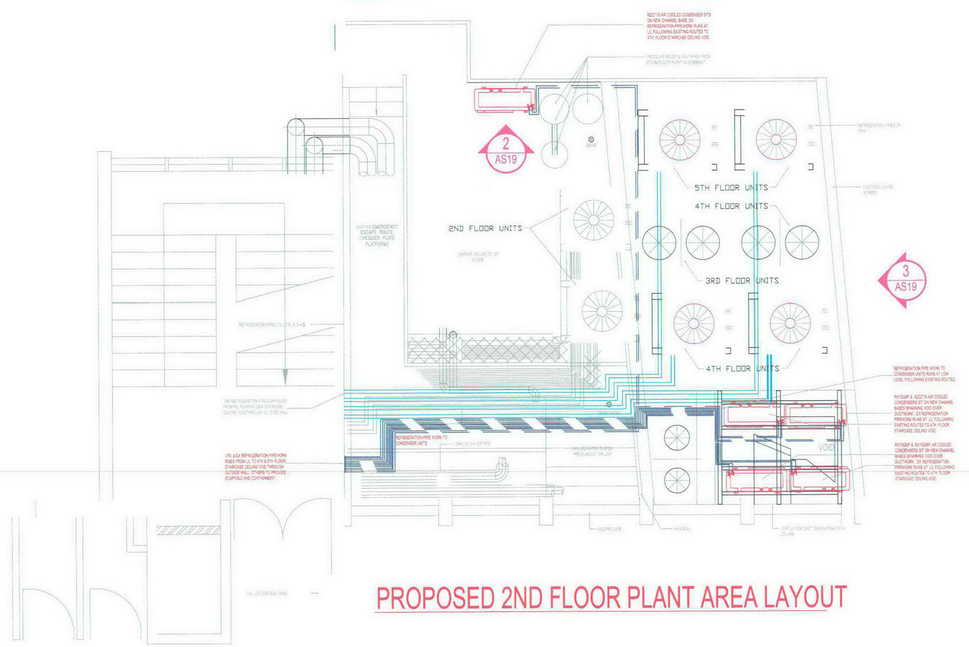

PROPOSED 2ND FLOOR PLANT AREA LAYOUT

SITE PLAN - 2ND FLOOR PLANT AREA SHADED

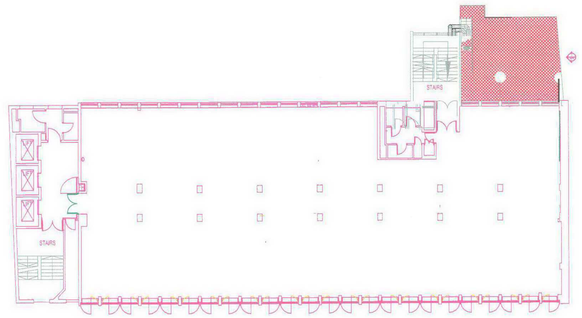

NOTES:

1. SCAFFOLD TO RUN FROM 2ND FLOOR TO HIGH LEVEL 5TH FLOOR TO BE PROVIDED BY OTHERS.
2. NO EXTERNAL CONTAINMENT ON THE VERTICAL RISE HAS BEEN ALLOWED FOR.

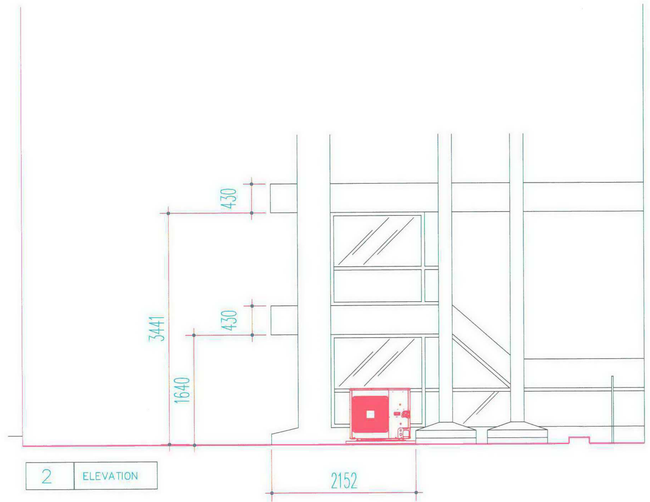

2 ELEVATION

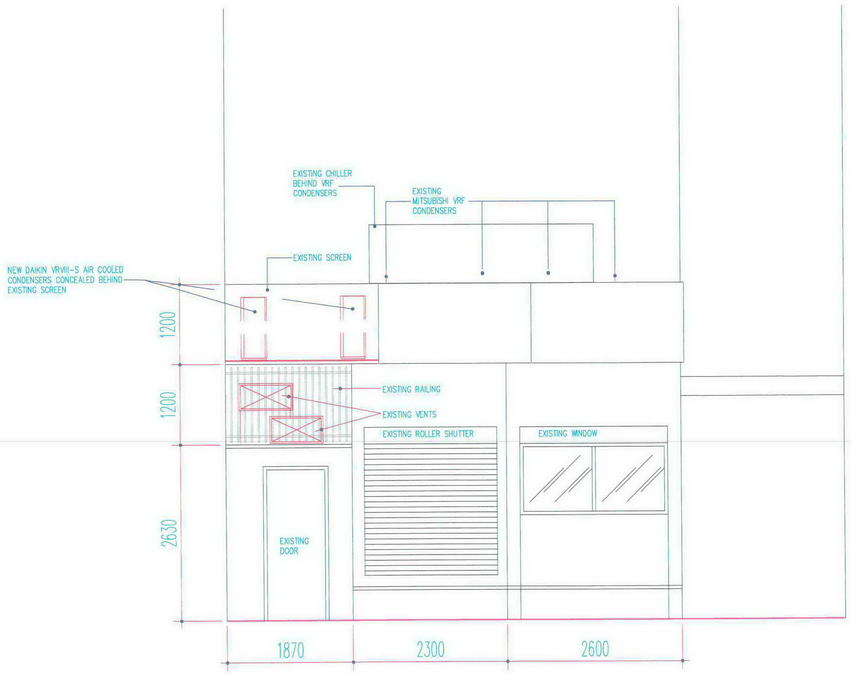

3 ELEVATION

RECEIVED
- 9 MAR 2007

This drawing is protected under Copyright and at no time must any portion of this drawing be reproduced or copied in any way, without the permission of Adaptive Cooling Limited.

All dimensions must be checked on site and NOT scaled from this drawing.

Building parameters taken from drawings provided.

NOTES:

STATUS

- Preliminary / Info
- Approval / Comments
- Contract
- As - Built
- Construction
- Building Control

Rev	Revision	By	Date	Chk'd
D	SITE PLAN, EXISTING & PROPOSED LAYOUT DETAILS ADDED	AG	03.03.07	AG
C	ELEVATIONS ADDED	AG	15.02.07	AG
B	REVISED TO SUIT CLIENT CHANGES	AG	01.02.07	AG
A	1st ISSUE OF DRAWING	AG	25.01.07	AG

ADAPTIVE COOLING LIMITED
TELEPHONE: 0870 116 2828
EMAIL: INFO@ADAPTIVECOOLING.CO.UK

IN CONJUNCTION WITH

Morgan Lovell
Inspiring office transformation

Morgan Lovell
10 Wren Street
London WC1X 0QA
Tel: 0207 754 4888
Fax: 0207 754 4868
e-mail: mlondon@morganlovell.com
http: www.morganlovell.com

Client
MAITLAND

Project
BERKSHIRE HOUSE
170 HIGH HOLBORN
LONDON
WC2

Title
SECOND FLOOR ROOF
PROPOSED MECHANICAL SERVICES
ADDITIONS AND ALTERATIONS

Scale	Date	Dsgnr/CAD	Checkd/Date
1/50@A0	25/01/07	AS	

Drawing Number

Project No.	Drawing	Floor	Detail	Revision
ACO212	M03	2nd	GA	D