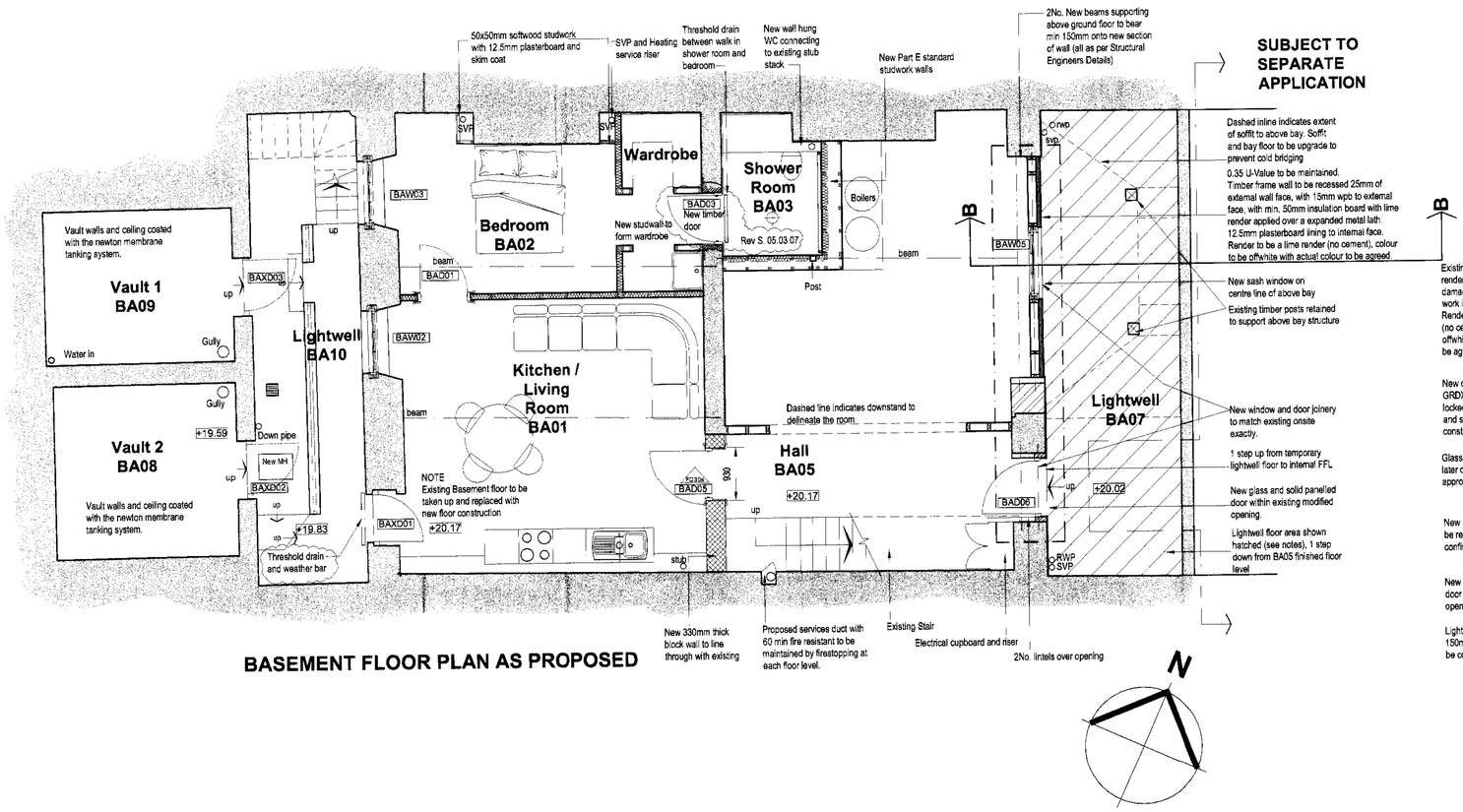

BASEMENT FLOOR PLAN AS PROPOSED

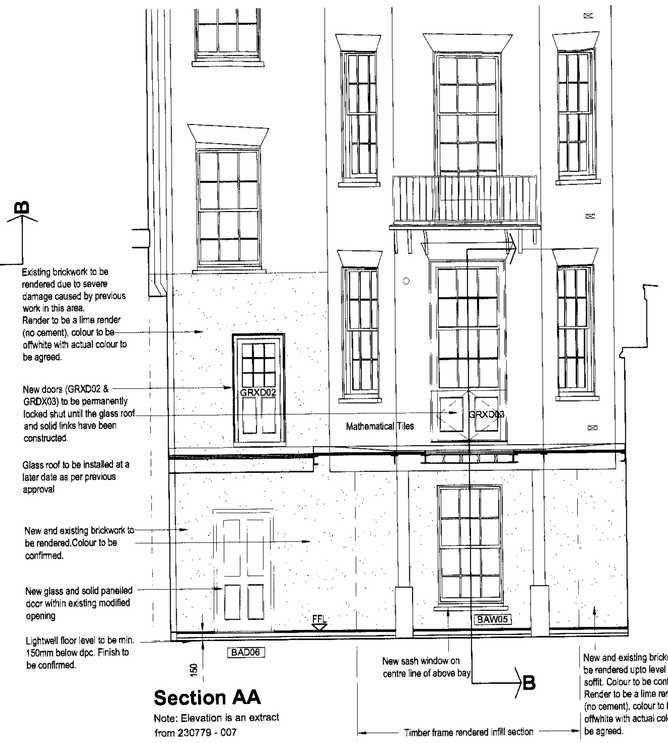

Section AA

Note: Elevation is an extract from 230779 - 007

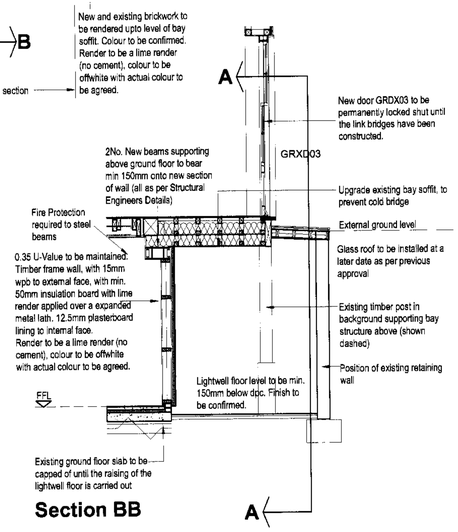

Section BB

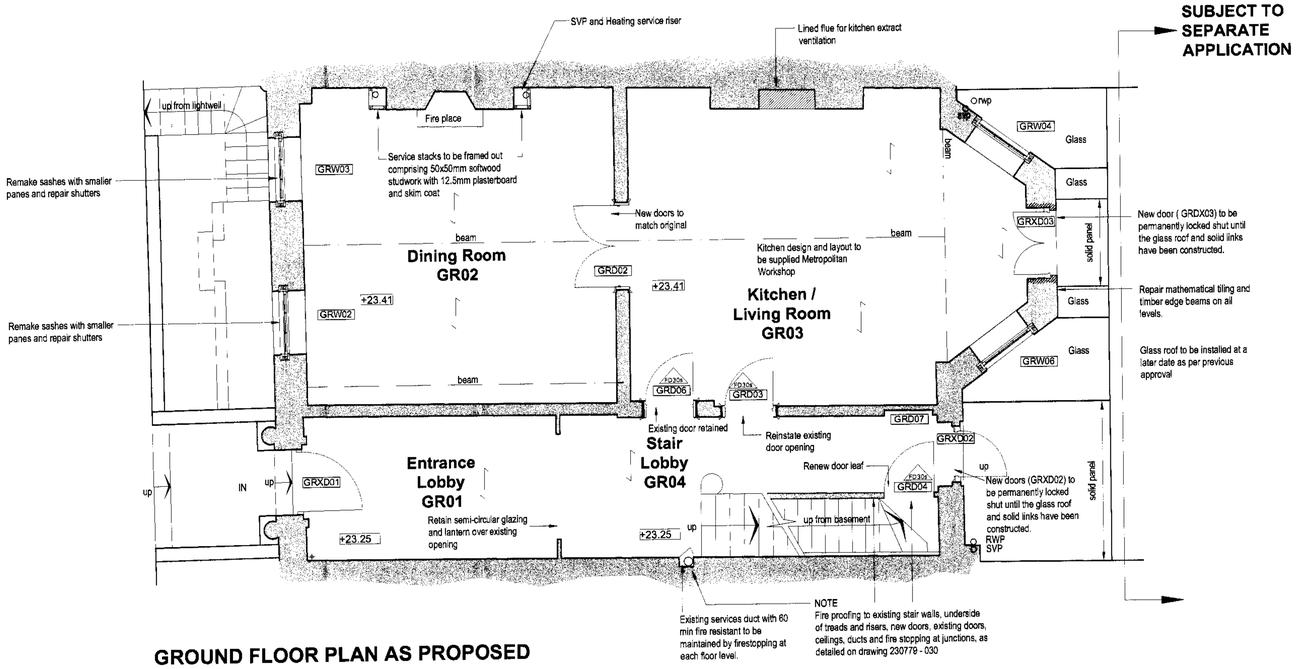

GROUND FLOOR PLAN AS PROPOSED

General Notes:
1) Lightwell finished floor to be min 150mm below internal finished floor level.
2) Lightwell paving / floor to drain to gully. Floor construction and finished to be confirmed.
3) All new below and above ground drainage to be designed by Joule and Capri.
4) Final setting out of basement internal walls to be approved by Metropolitan Workshop.
5) New internal studwork construction to be 100x50mm sawn treated sw timber studs at max. 450mm centres. 100 x 75 sw sole and head plates with 100 x 50 noggins at 1200mm c/c max. 100 x 50 bracing to all corners. 100mm Isowool APR 1200 Acoustic Partition Roll fitted between internal stud walls as per NBS specification P10A and contract specification.
Studwalls to acheive Part E compliance to be constructed in accordance with the pipework requirements, required to be integrated into the wall. Generally wall needs to be one leaf of 75x50mm studs with min 25mm gap between second leaf which will be built using 50x50mm studs.
6) All finishes to all internal walls in basement to be confirmed by Metropolitan Workshop.
7) All new works to basement wall noted — · — · — to be agreed with the Approved Inspector.
8) Shower room floor finish, waterproofing and drainage detail to be provided by Metropolitan Workshop.
9) Sanitary ware specification and setting out of appliances to be undertaken by Metropolitan Workshop.
10) Mechanical ventilation to be Shower Room BA03 designed by Capri to satisfy the requirements of the Approved Inspector.

RECEIVED
- 5 MAR 2007

REVISION	DATE	DRAWN	CHECKED	DESCRIPTION
S	05.03.07	SP	SS	Door BAD03 now timber, replacing glass
R	02.11.06	SP	SS	Lime render and colour note added
P	02.11.06	SP	SS	Downstand added, joinery note added, glass roof added
N	19.10.06	SP	SS	Revised basement proposal
M	25.09.06	SP	SS	Upgrade to soffit in section shown
L	06.09.06	SP	SS	Updating of plan for application submission
K	16.08.06	SP	SS	Interior Designer revisions incorporated, section, elevation and notes added
J	22.06.06	SP	SS	Client revisions
H	16.06.06	SP	SS	Position of svp updated to suit site conditions
G	02.06.06	SP	SS	Plan updates to suit Conservation Officer comments
F	15.05.06	SP	SS	Layouts added, GRD03 rehung
E	18.04.06	AM	SS	Updating of plans
D	03.04.06	AM	SS	Minor amendments
C	27.03.06	SP	SS	Changes to suit SE input
B	22.03.06	SP	SS	DG05 detail added
A	01.03.06	SP	SS	Door into B04 repositioned. Wall with opening BAD07 repositioned. Door GRD01 omitted

PLANNING

CLIENT	SCALE	DATE
	1:50 @ A1	07.02.06
PROJECT: 4 John Street, Camden, London	DRAWN: SP	CHECKED: SP
DRAWING TITLE: As Proposed Plans Basement and Ground Floor	JOB NUMBER: 230779	DRAWING NO.: 008 / REVISION: S

THE CLOVE BUILDING, MAGUIRE STREET, BUTLERS WHARF, LONDON, SE1 2NQ. TEL 020 7397 7171, FAX 020 7397 7172
PURCELL MILLER TRITTON LLP IS A LIMITED LIABILITY PARTNERSHIP REGISTERED IN ENGLAND AND WALES.
REGISTERED NUMBER OC312328. REGISTERED OFFICE 3 COLEGATE, NORWICH, NORFOLK, NR3 1BN www.pmt.co.uk
© ALL RIGHTS RESERVED
REPORT ALL DISCREPANCIES
DO NOT SCALE FROM DRAWING
CHECK DIMENSIONS ON SITE

PURCELL MILLER TRITTON

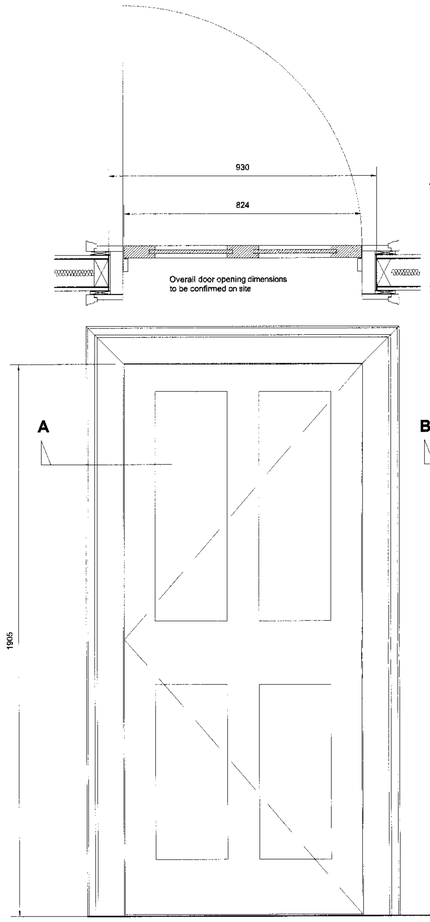

BAD01
FD30S
New Door / New Opening
Door into Bedroom BA02 from BA01 Living Room

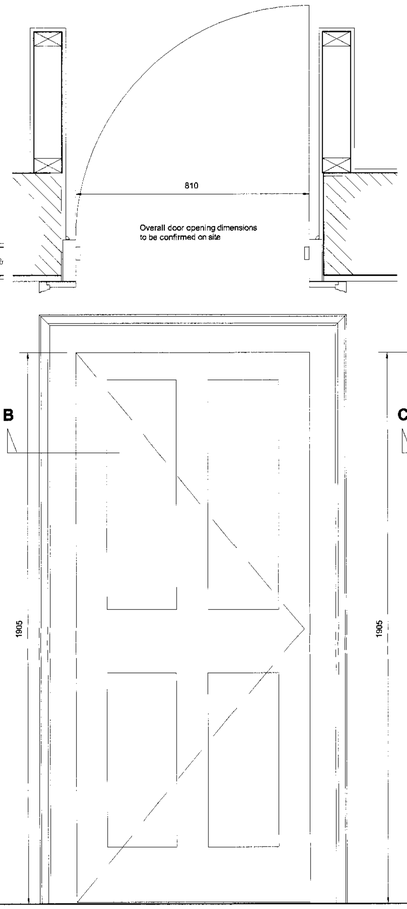

BAD03
New Door / New Opening
Door from bedroom BA02 into Shower Room BA03

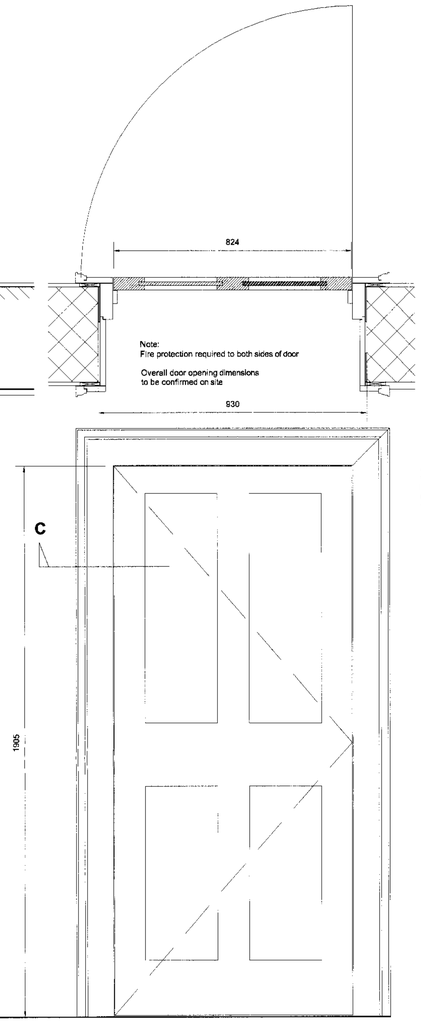

BAD 05
FD30S
New Door / New Opening
Door between Living Room BA01 and Hall BA05

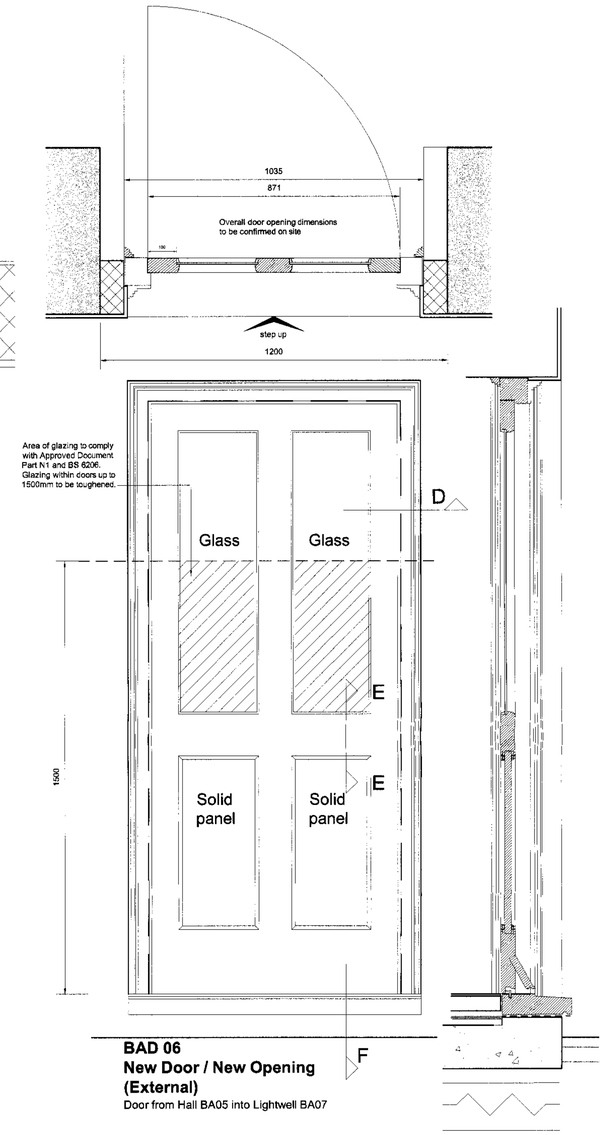

BAD 06
New Door / New Opening
(External)
Door from Hall BA05 into Lightwell BA07

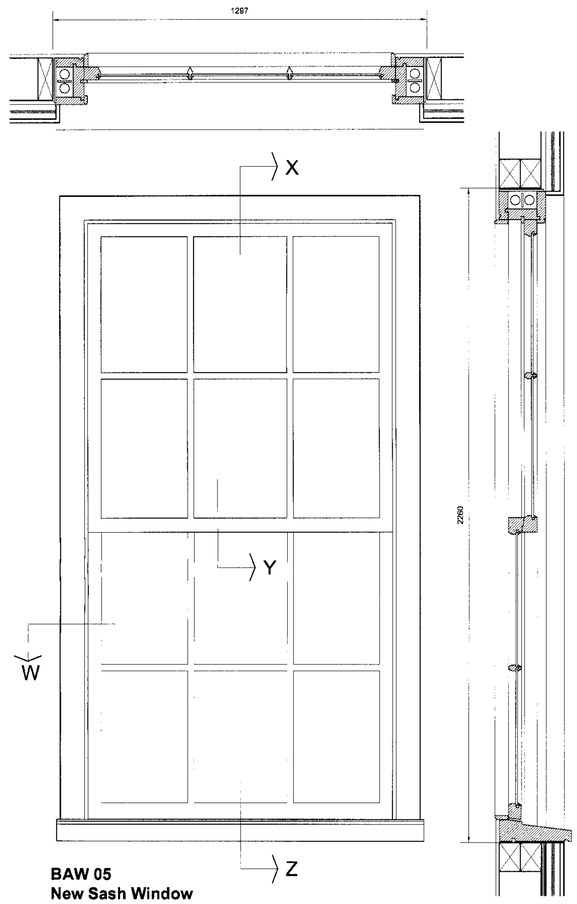

BAW 05
New Sash Window

- 6 MAR 2007

Read with drawing 230779-045 for enlarged details

Shop drawings to be produced for Architect's Approval prior to manufacture

PLANNING

REVISION	DATE	DRAWN	CHECKED	DESCRIPTION
D	01.03.07	SP	SS	Doors updated and window added
C	06.04.06	SP	SS	Shadow gap detail added to Detail E
B	28.03.06	SP	SS	Blockwork wall thickness amended to 140mm thick

CLIENT	SCALE: See dwgs @ A1	DATE: 07.02.2006
PROJECT: 4 John Street, Camden, London	DRAWN: SP	CHECKED: SS
DRAWING TITLE: Basment Door and Window Elevations and Plans As Proposed	JOB NUMBER: 230779	DRAWING NO.: 020 REVISION: D

THE GLOVE BUILDING, MAGUIRE STREET, BUTLERS WHARF, LONDON, SE1 2ND. TEL 020 7397 7171, FAX 020 7397 7172
PURCELL MILLER TRITTON LLP IS A LIMITED LIABILITY PARTNERSHIP REGISTERED IN ENGLAND AND WALES
REGISTERED NUMBER OC312335. REGISTERED OFFICE: 3 COLEGATE, NORWICH, NORFOLK, NR3 1BN. www.pmt.co.uk
© ALL RIGHTS RESERVED
REPORT ALL DISCREPANCIES
DO NOT SCALE FROM DRAWING
CHECK DIMENSIONS ON SITE

PURCELL MILLER TRITTON