32 LADY MARGARET ROAD

THIS DRAWING HAS BEEN PREPARED FOR PLANNING APPLICATION PURPOSES ONLY

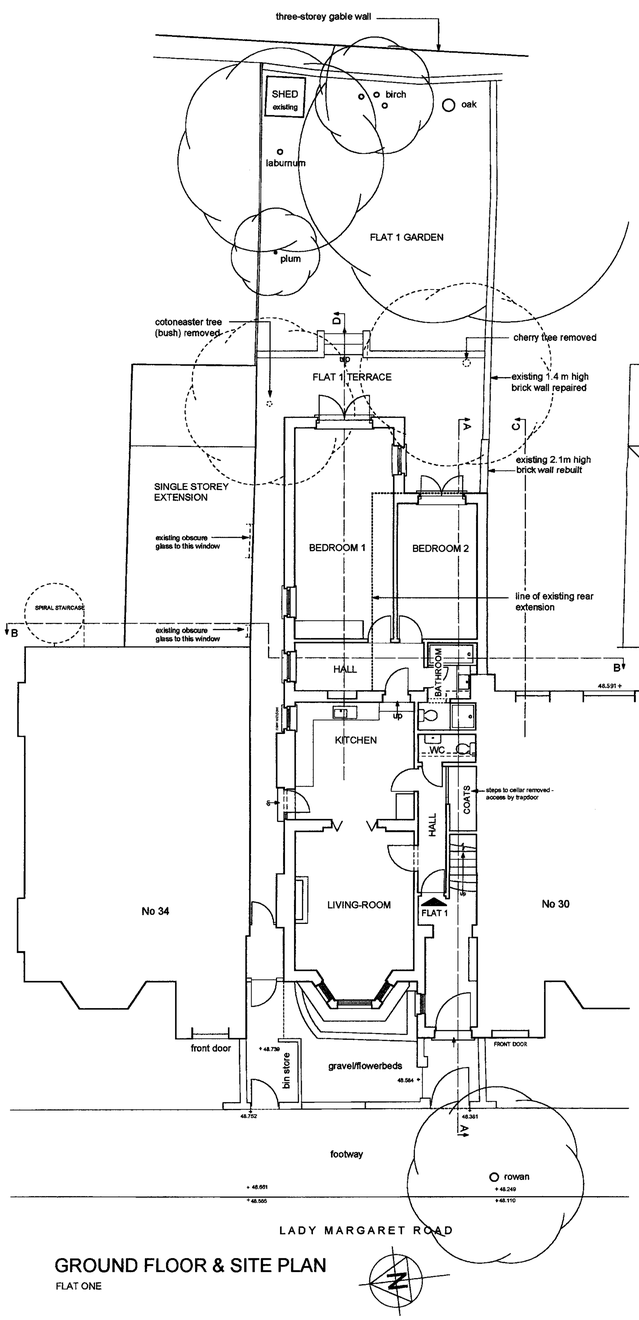

GROUND FLOOR & SITE PLAN

FLAT ONE

WEST ELEVATION

TO LADY MARGARET ROAD

EAST ELEVATION

TO REAR GARDEN

	existing internal floor area	additional floor area	proposed total internal floor area
FLAT 1 excluding cellar	68.0 sq m	24.7 sq m	92.7 sq m
FLAT 2	47.9 sq m	15.3 sq m	63.2 sq m
FLAT 3 on two storeys	92.6 sq m	-	92.6 sq m
totals	208.5 sq m	40.0 sq m	248.5 sq m
gross (external) area of new rear extension - 71.3 sq m comprising 25.5 sq m existing rear addition (demolished) and 45.8 sq m additional floor area			
site area (net) - 281 sq m - 3,025 sq ft - 0.07 acres			

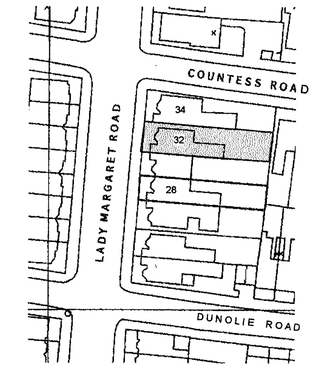

LOCATION PLAN 1:1250

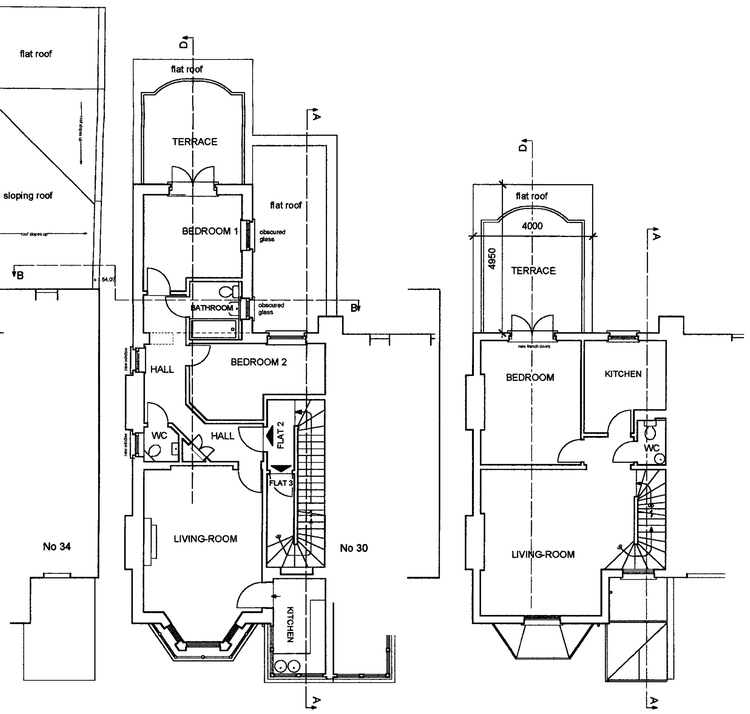

FIRST FLOOR PLAN

FLAT TWO

SECOND FLOOR PLAN

FLAT THREE - LOWER FLOOR

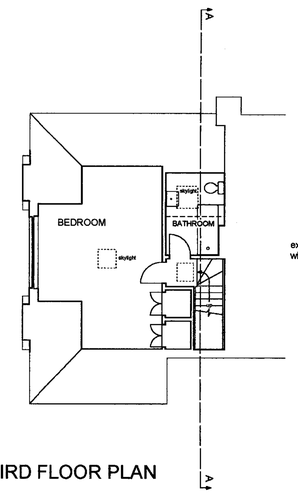

THIRD FLOOR PLAN

FLAT THREE - UPPER FLOOR

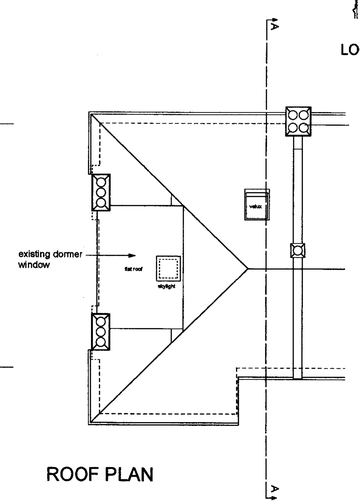

ROOF PLAN

RECEIVED
14 MAR 2007

NOTE: this drawing has been amended from drawing 962/AP1/01A to incorporate general design amendments following withdrawal of the January 2007 planning application.

0 5 10 m
0 10 20 30 ft
scale 1:100

Brod Wight
ARCHITECTS
TEL 020 7722 0810 FAX 020 7722 0939 E MAIL office@brodwight.co.uk WEB www.brodwight.co.uk
75 Haverstock Hill London NW3 4SL

32 LADY MARGARET ROAD - LONDON NW5

PLANS/ELEVATIONS - PROPOSED 962/AP2/01

Date March 2007 Scale 1:100 This drawing is copyright Revisions

32 LADY MARGARET ROAD

THIS DRAWING HAS BEEN PREPARED FOR PLANNING APPLICATION PURPOSES ONLY

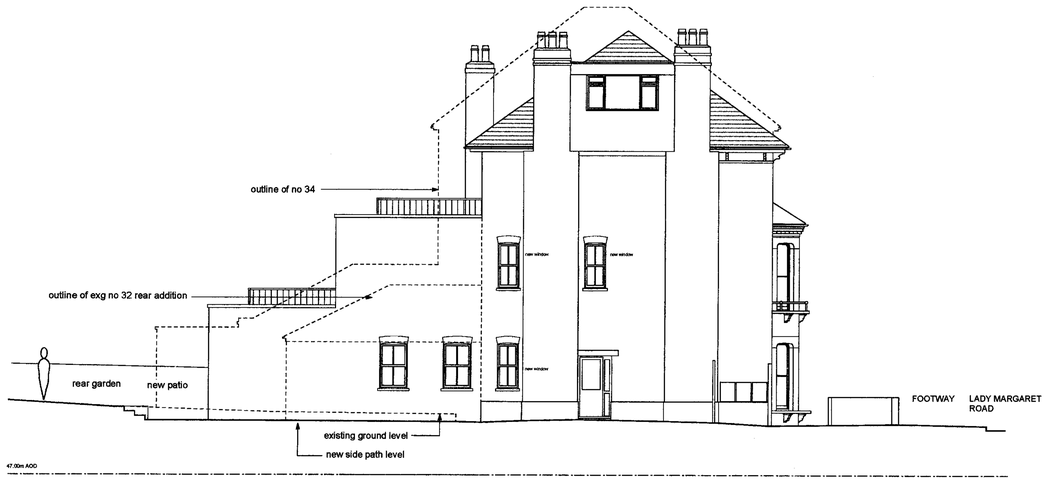

NORTH ELEVATION

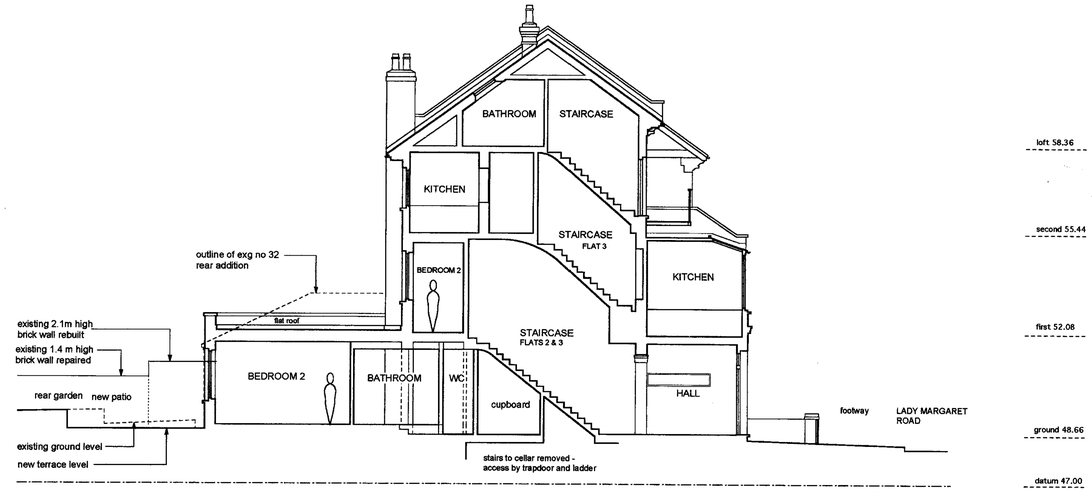

SECTION A-A

SECTION B-B

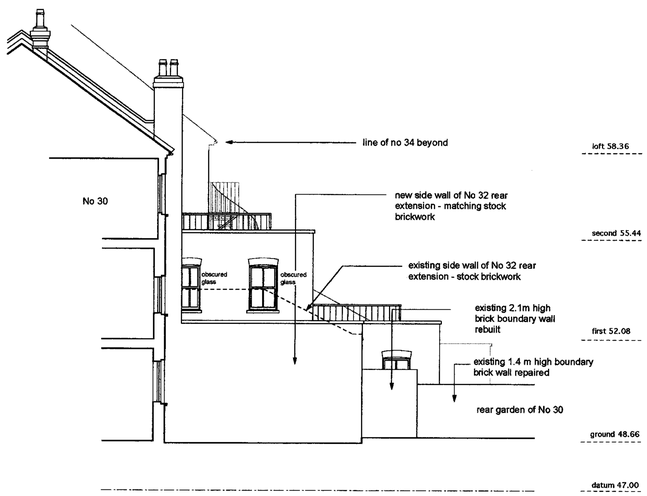

SOUTH ELEVATION SECTION C-C

SINGLE-STOREY REAR EXTENSION OF NO 32 - FROM NO 30 REAR GARDEN

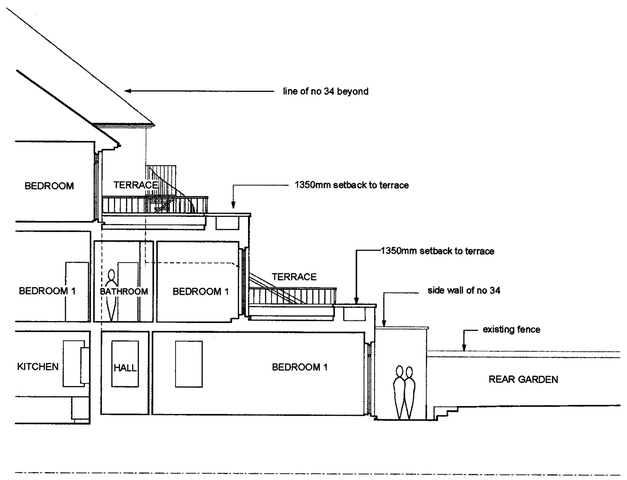

ELEVATION OF NO 34 REAR SINGLE-STOREY EXTENSION SECTION D-D

RECEIVED 14 MAR 2007

NOTE: this drawing has been amended from drawing 962/AP1/02A to incorporate general design amendments following withdrawal of the January 2007 planning application.

0 5 10 m
0 10 20 30 ft
scale 1:100

Brod Wight
ARCHITECTS
TEL 020 7722 0810 FAX 020 7722 0939 E MAIL office@brodwight.co.uk WEB www.brodwight.co.uk
75 Haverstock Hill London NW3 4SL

32 LADY MARGARET ROAD - LONDON NW5

SECTIONS - PROPOSED 962/AP2/02

Date January 2007 Scale 1:100 This drawing is copyright Revisions