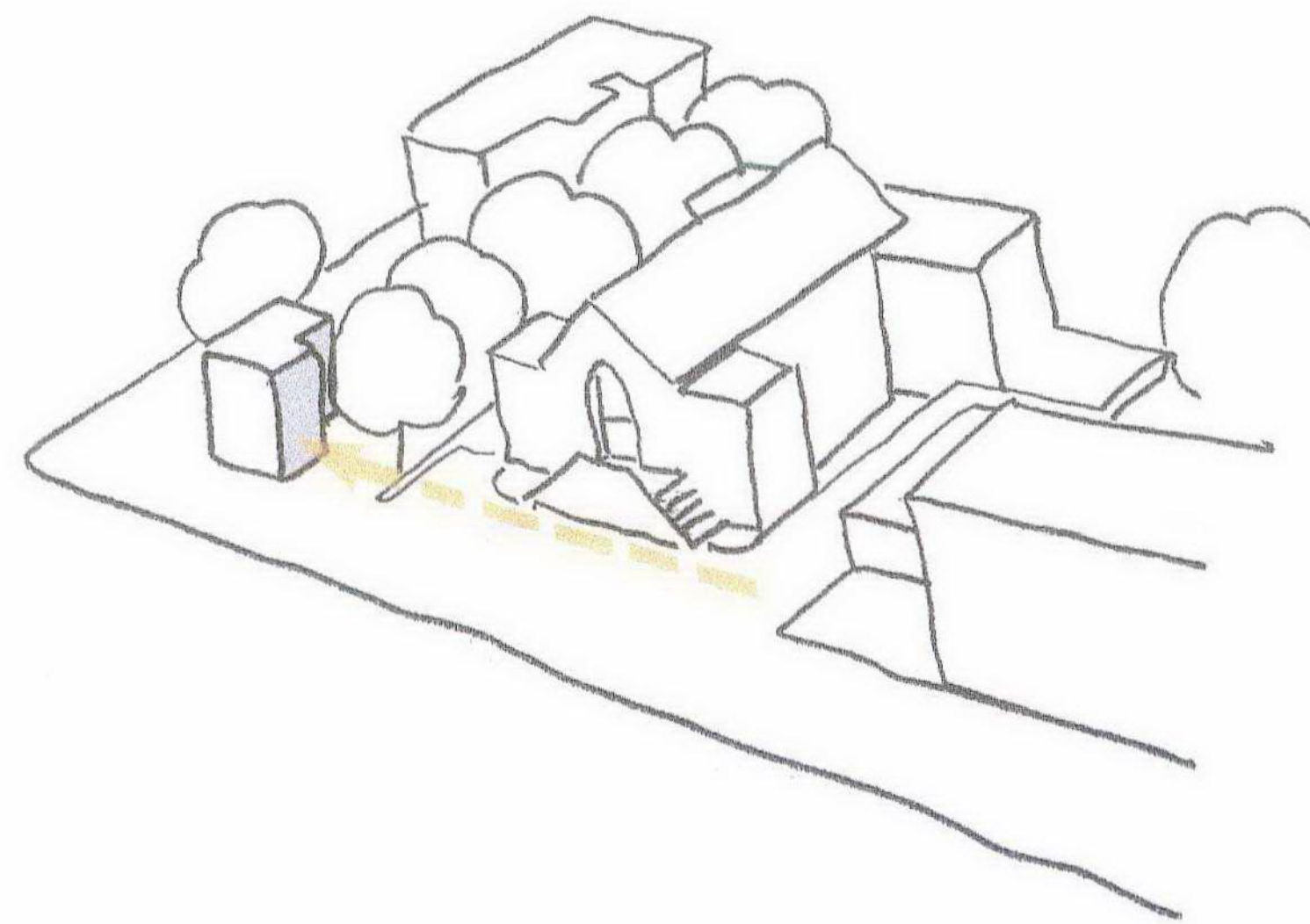


A View looking northwest across Tottenham Court Road to Caffè Nero, Whitefield Gardens and Whitefield Memorial Church

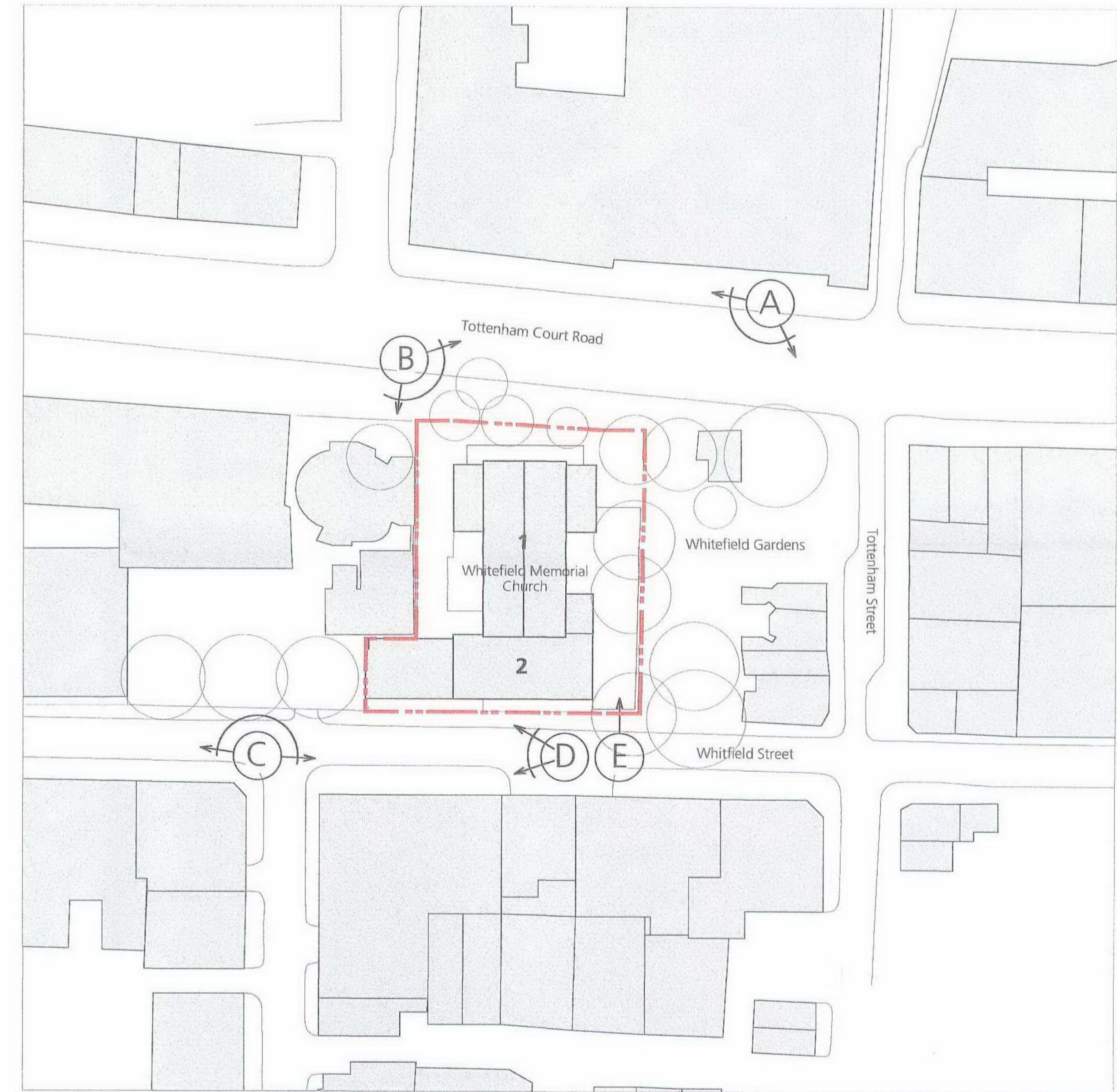


B View looking south down Tottenham Court Road showing the blank gable of Caffè Nero, the non-permanent retail stalls and the front steps of Whitefield Memorial Church



Existing condition

Approaching the site from the north down Tottenham Court Road, the 'unfinished' north face of the freestanding building in the park is very visible. This face was never intended to be visible, and appears to have been the party wall of a terrace as there is no fenestration or downpipes.



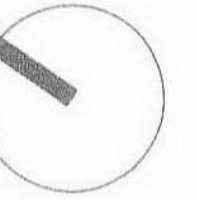
C View looking up and down Whitfield Street and across to the application site



D View looking up Whitfield Street and across to the application site



E View looking into the south courtyard showing the soup kitchen tent



Notes

All dimensions to be verified on site by the contractor and all discrepancies or omissions must be reported to the Architect immediately and prior to any fabrication of any element for incorporation into the works. This drawing is the property of Terry Pawson Architects. Copyright reserved. DO NOT SCALE.

PLANNING APPLICATION 31/01/2007

APPLICATION BOUNDARY ---

- 1 WHITEFIELD MEMORIAL CHURCH
- 2 EXISTING CHURCH ANNEX

RECEIVED
20 JAN 2007

Revision

Terry Pawson Architects

205 Merton High Street
London SW19 1AX

tpa@terrypawson.com
www.terrypawson.com

T: 020 - 8543 2577
F: 020 - 8543 8677

client: THE AMERICAN CHURCH
WHITEFIELD MEMORIAL CHURCH

drawing title: EXISTING CONTEXT PLAN

ph: 227	sheet: A	of: 0200	drawn: []
date: []	checked: []	date: []	scale: 1: 500 @ A1 1: 1000 @ A3