



EXISTING ELEVATION (1:100)



PROPOSED ELEVATION (1:100)

Illuminated sign

Proposed ATM type
NCR 5884

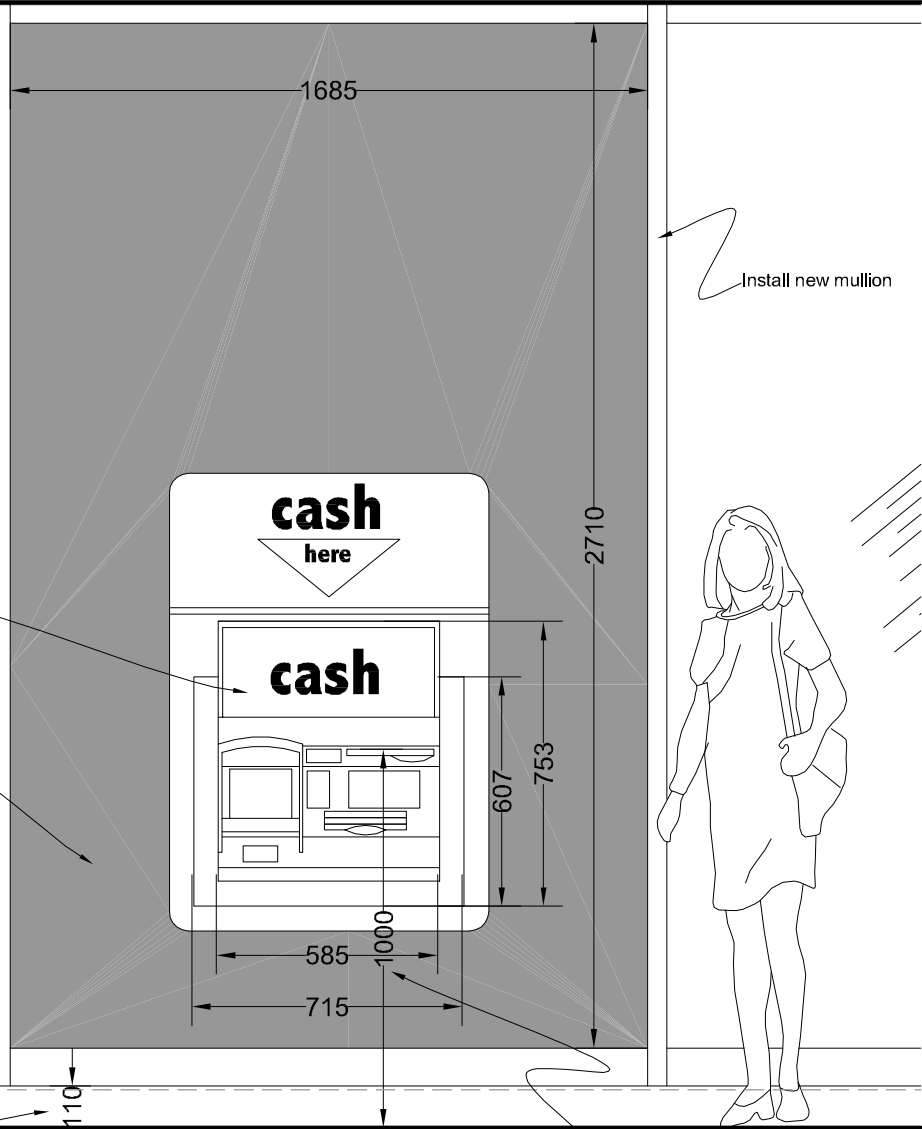
New ATM to be installed. Remove existing
glazing and insert through new laminate
panel. White internally and blue externally

Ambient lighting around
ATM to be at least 200 lux

Internal floor level 100mm
above external ground level

Existing external step
110mm high

PROPOSED PARTIAL ELEVATION (1:20)



Height of receipt dispense (or
highest dispense/control
mechanism) to be no higher than
1000mm from external ground level

Reach into machine to be no
greater than 210mm in depth

Important notice:
Do not scale off this drawing.
Critical dimensions should be checked on site prior to works commencing.
Dimensional conflicts should be brought to the company's attention as soon as they
become apparent. Failure to do so could render the contractor liable for subsequent
consequential losses.

General Notes

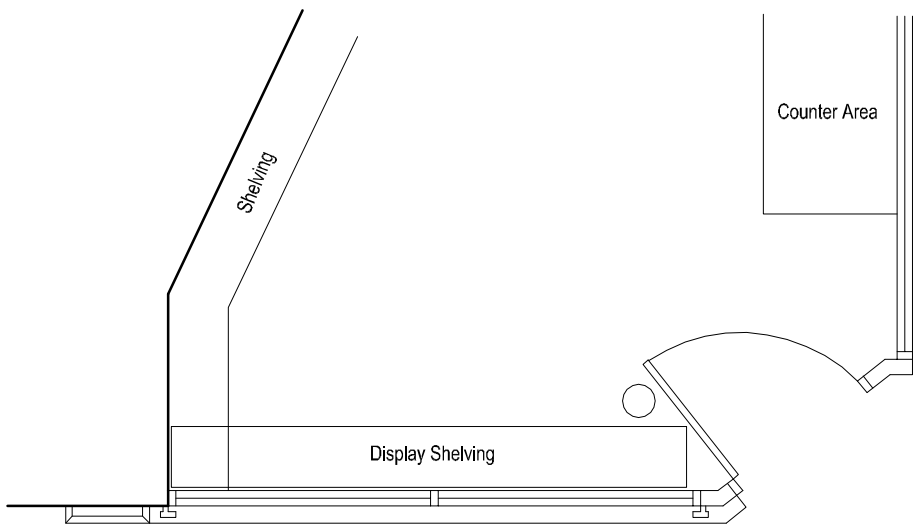
Lighting:
All lighting to be positioned so as to avoid direct
glare on the eyes of the user and unwanted reflections
from the screen or operating features. Glare from
illuminated lighting to be avoided.

Viewing angles and reach:
Comfortable side reach contours for wheelchair users
to comply with figure 10 of the document 'Access to ATM's
UK Design Guidelines 2002'.

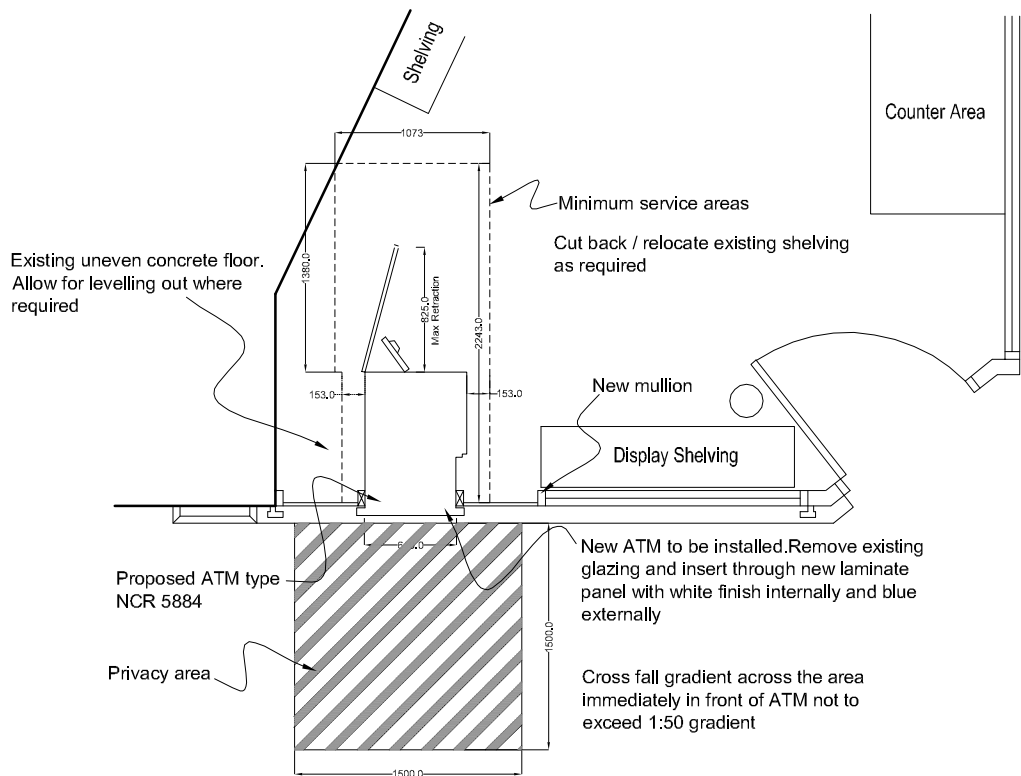
Comfortable viewing angles for ambulant disabled persons
to comply to figure 4 of the document 'Access to ATM's
UK Design Guidelines 2002'.

Comfortable viewing angles and reach contours for non
disabled people to comply with figure 15 of the document
'Access to ATM's UK Design Guidelines 2002'.

Note:
Details shown for Planning purposes only.
Do not scale from this drawing. All
dimensions to be taken on site prior to
installation.



EXISTING PARTIAL LAYOUT (1:50)



PROPOSED PARTIAL LAYOUT (1:50)

Rev	Description	Date	By
Revisions			
PLANNING			
ATM ID HB06839			
Client Cardpoint Plc			
Project Title ATM Installation Costcutter, 305 Finchley Road Hampstead, London, NW3 6DT			
Drawing Title Proposed Scheme			
Drawn By LJG	Scale Varies	Date 02.03.07	
Checked By ---	Superseded File Ref <input type="checkbox"/>	Current File Ref <input type="checkbox"/>	
Project Number 2007.030	Drawing Number 300_001	Revision -	