

NOTES

1. Do not scale from drawing, use figured dimensions only after checking. Report any discrepancies or omissions to architect before ordering materials or putting work in hand.
2. Where any drawing is to be read in conjunction with any other drawing, including a specialist's drawing, the two drawings shall be cross-checked and any discrepancies in the work shown, including the dimensions, reported to the architect before the work is put in hand.
3. Where work to an existing building is involved, figured dimensions shown on drawings including those of specialists, shall be verified by measurement of the building and any discrepancy reported to the architect before the work is put in hand.

REV E Approx position of MHS & nearby drainage indicated; north side tree spreads revised 21.03.07 EP
REV D Approx timber fence boundary with HHS indicated 23.01.07 EP

Rev C : 14.06.04 : revised layout following phase 1
Rev B : 05.10.01 : revised / corrected tree layout, moved main oak tree; added in poplar
Rev A : 16.6.00 : revised layout following accessible survey

ST STEPHENS, ROSSLYN HILL, HAMPSTEAD
LONDON NW3 2PP

EXISTING SITE PLAN

SCALE 1:100 DRAWN BY CW DATE OCT/99

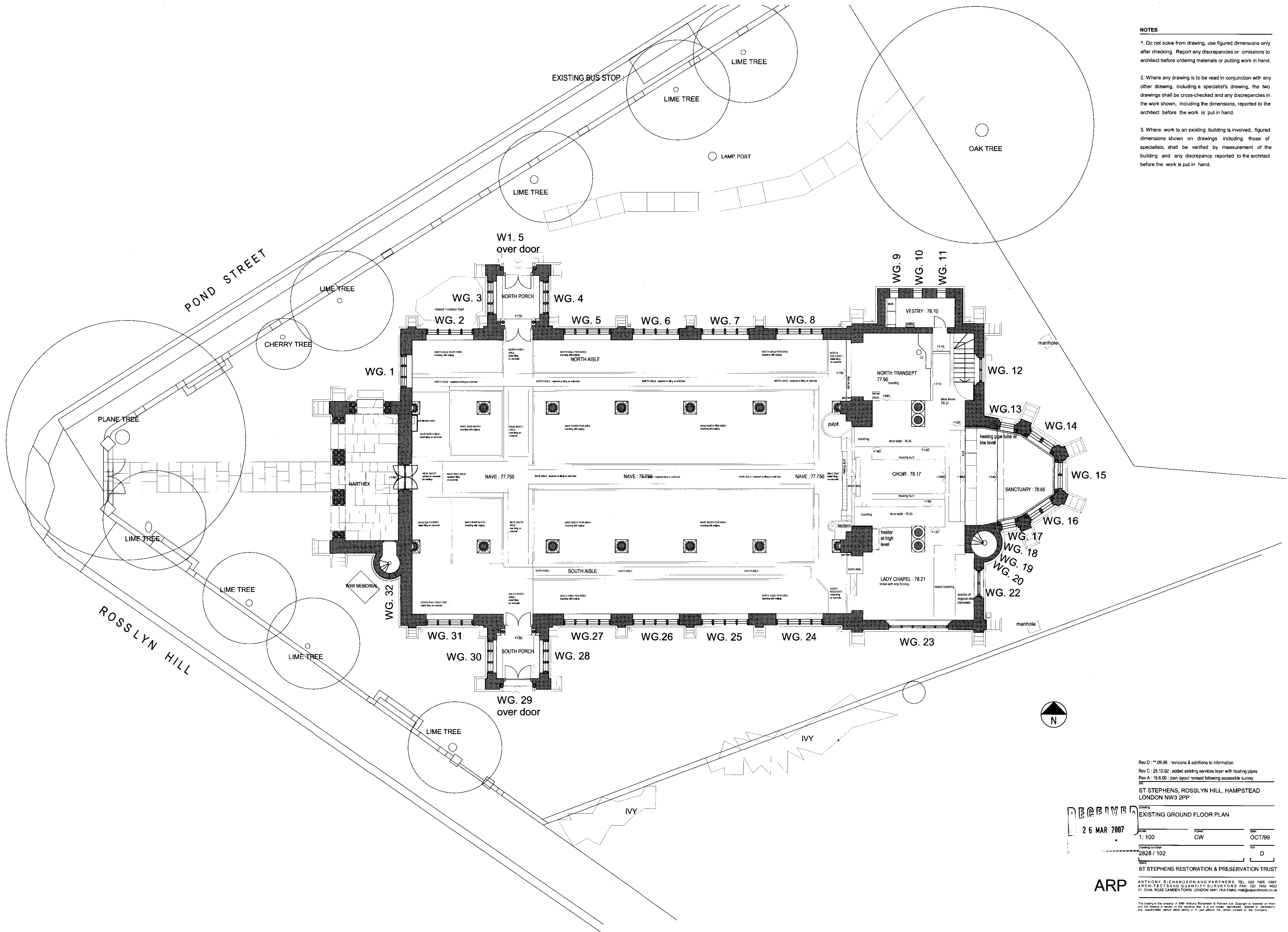
DRAWING NUMBER 2828 / 101 REV E

ST STEPHENS RESTORATION & PRESERVATION TRUST

ANTHONY RICHARDSON AND PARTNERS TEL: 020 7488 0991
ARCHITECTS AND QUANTITY SURVEYORS FAX: 020 7482 4622
31 OVAL ROAD CAMDEN TOWN LONDON NW1 7EA EMAIL: mail@arparchitects.co.uk

This drawing is the property of ARP Architects. It is not to be copied, reproduced, altered or disclosed to any third party without the written consent of the Company.

- NOTES
1. Do not scale from drawing, use figured dimensions only after checking. Report any discrepancies or omissions to architect before ordering materials or putting work in hand.
 2. Where any drawing is to be read in conjunction with any other drawing, including a specialist's drawing, the two drawings shall be cross-checked and any discrepancies in the work shown, including the dimensions, reported to the architect before the work is put in hand.
 3. Where work to an existing building is involved, figured dimensions shown on drawings including those of specialists, shall be verified by measurement of the building and any discrepancy reported to the architect before the work is put in hand.



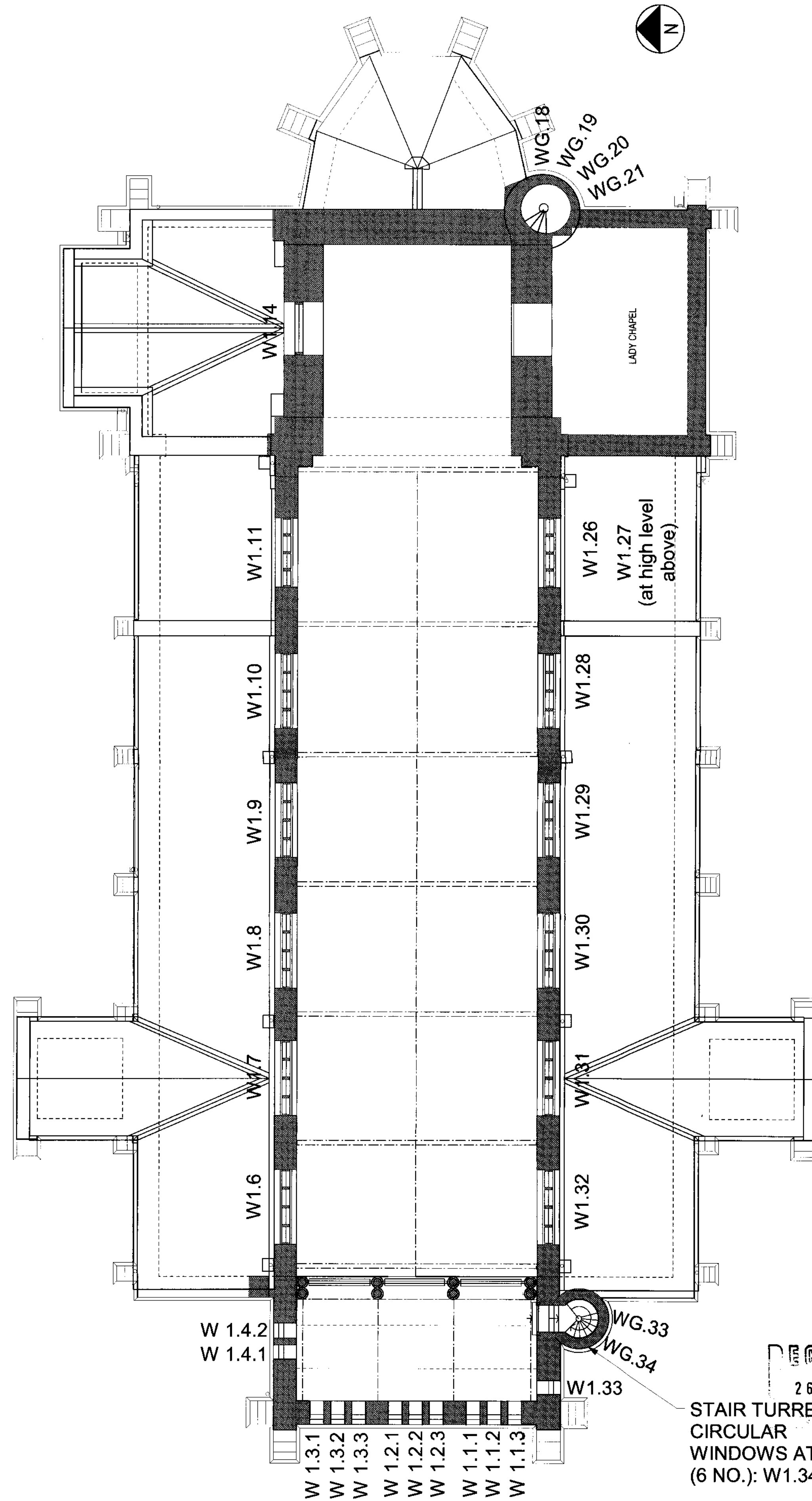
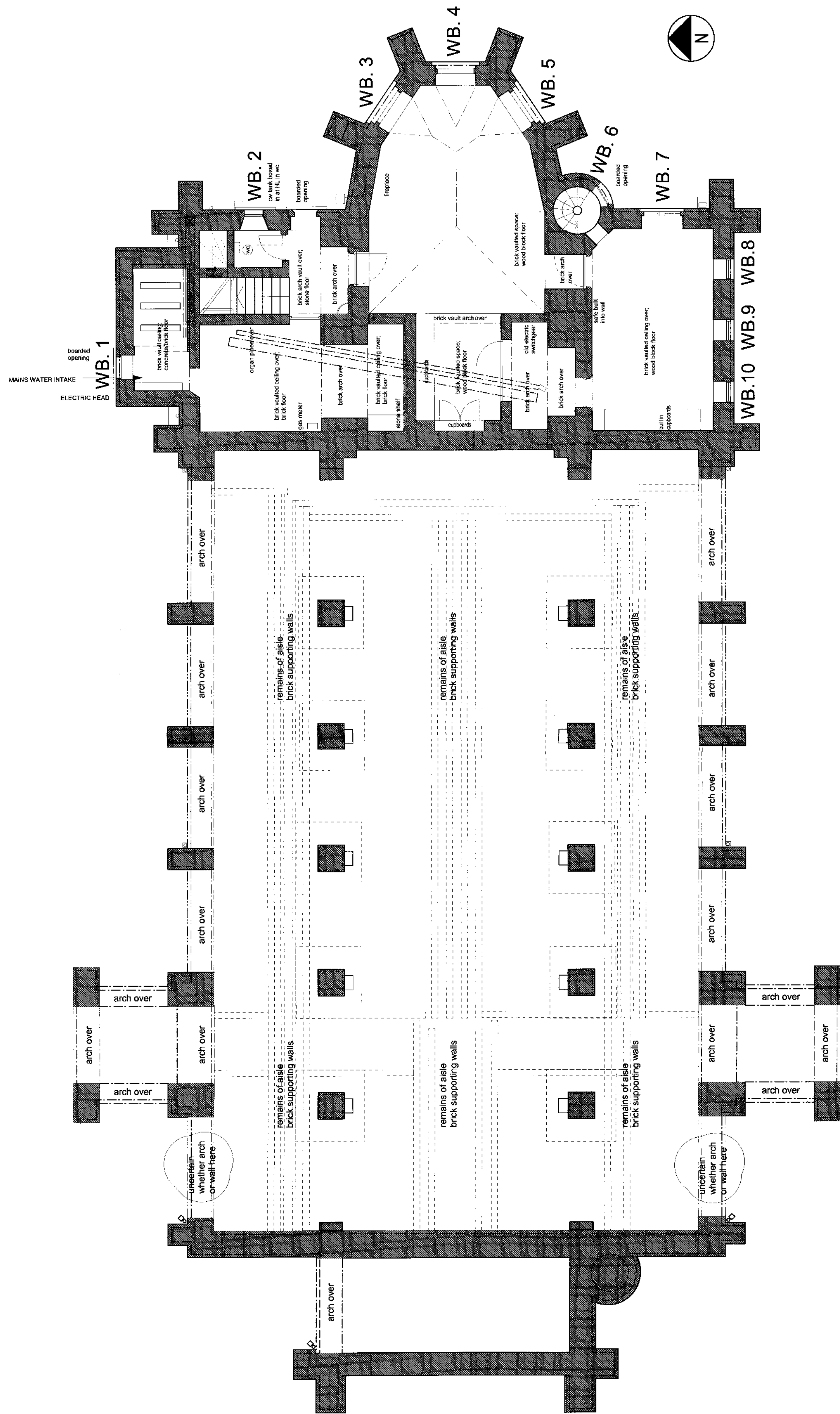
Rev D : 09.06 : revisions & additions to information
Rev C : 25.10.02 : added existing services layer with heating pipes
Rev A : 16.6.00 : plan layout revised following accessible survey
JOB
ST STEPHENS, ROSSLYN HILL, HAMPSTEAD
LONDON NW3 2PP

EXISTING GROUND FLOOR PLAN		
26 MAR 2007	Scale 1:100	Date OCT/99
2828 / 102	CW	D

ST STEPHENS RESTORATION & PRESERVATION TRUST

ARP

ANTHONY RICHARDSON AND PARTNERS TEL: 020 7485 6991
ARCHITECTS AND QUANTITY SURVEYORS FAX: 020 7485 4822
31 OVAL ROAD CAMDEN TOWN LONDON NW1 7JA EMAIL: mail@arparchitects.co.uk
This drawing is the property of ARP Anthony Richardson & Partners Ltd. Copyright is reserved on them and the drawing is issued on the condition that it is not copied, reproduced, shared or disclosed to any unauthorised person either wholly or in part without the written consent of the Company.



- NOTES**
1. Do not scale from drawing, use figured dimensions only after checking. Report any discrepancies or omissions to architect before ordering materials or putting work in hand.
 2. Where any drawing is to be read in conjunction with any other drawing, including a specialist's drawing, the two drawings shall be cross-checked and any discrepancies in the work shown, including the dimensions, reported to the architect before the work is put in hand.
 3. Where work to an existing building is involved, figured dimensions shown on drawings including those of specialists, shall be verified by measurement of the building and any discrepancy reported to the architect before the work is put in hand.

Rev C : 11.09.06 : revised following Phase 1 with details
Rev B : 14.06.04 : revised following Phase 1
Rev A : 16.6.00 : revised layout following accessible survey

ST STEPHENS, ROSSLYN HILL, HAMPSTEAD
LONDON NW3 2PP

EXISTING PLANS
CRYPT & CLERESTOREY LEVELS

26 MAR 2007

Scale: 1:100
Drawing: CW
Date: SEPT/99
Drawing number: 2828 / 106
Rev: C

ST STEPHENS RESTORATION & PRESERVATION TRUST

ARP
ANTHONY RICHARDSON AND PARTNERS TEL: 020 7486 6991
ARCHITECTS AND QUANTITY SURVEYORS FAX: 020 7482 4622
31 OVAL ROAD CAMDEN TOWN LONDON NW1 7EA EMAIL: arp@architects.co.uk



NOTES

1. Do not scale from drawing, use figured dimensions only after checking. Report any discrepancies or omissions to architect before ordering materials or putting work in hand.
2. Where any drawing is to be read in conjunction with any other drawing, including a specialist's drawing, the two drawings shall be cross-checked and any discrepancies in the work shown, including the dimensions, reported to the architect before the work is put in hand.
3. Where work to an existing building is involved, figured dimensions shown on drawings including those of specialists, shall be verified by measurement of the building and any discrepancy reported to the architect before the work is put in hand.

LOCATION DIAGRAM

NORTH ELEVATION

RECEIVED
26 MAR 2007

Job
ST STEPHENS, ROSSLYN HILL, HAMPSTEAD
LONDON NW3 2PP

Drawing
NORTH ELEVATION
AS EXISTING

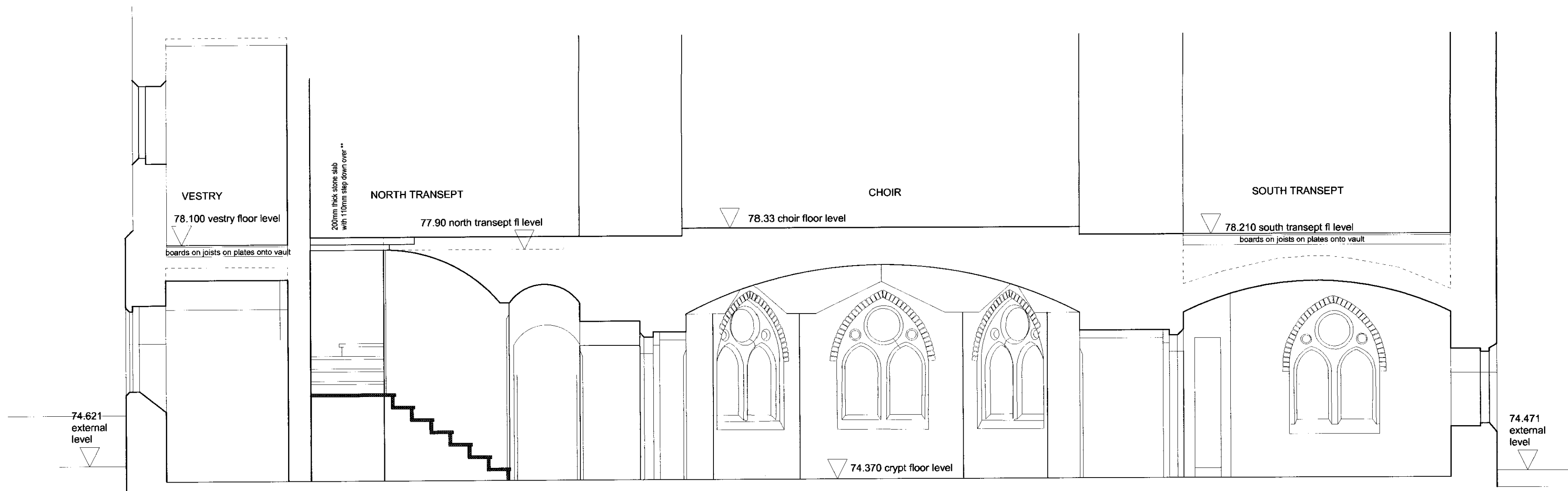
Scale
1:100
Client
CW
Date
09/99

Drawing number
2828 / 110
Rev

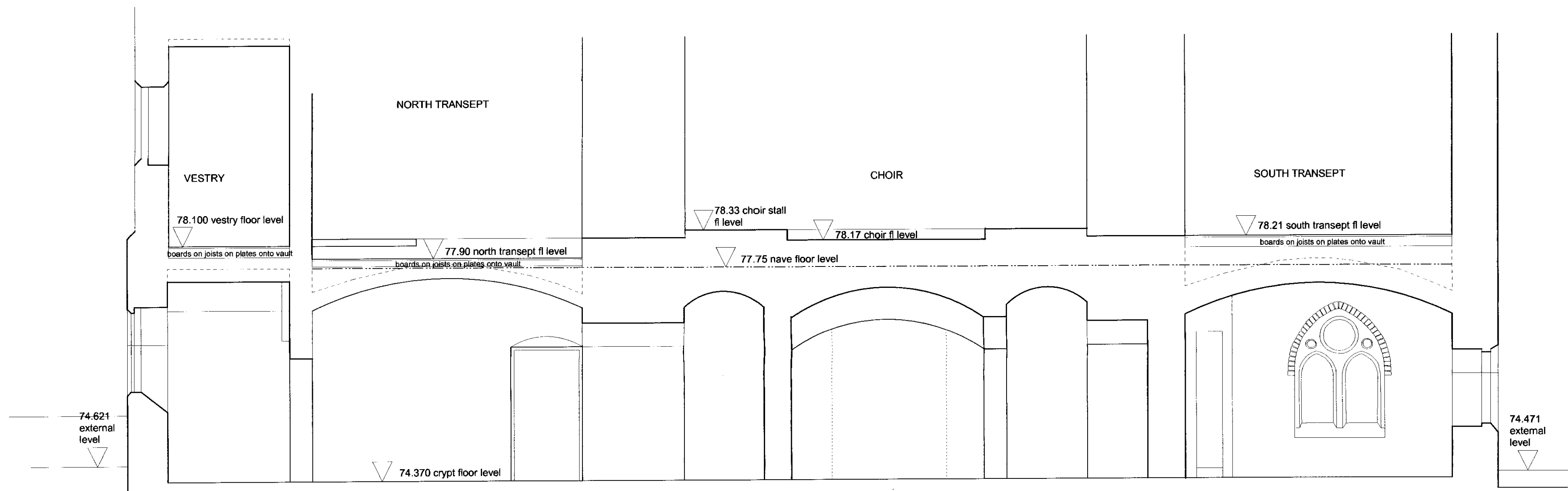
Client
ST STEPHENS RESTORATION & PRESERVATION TRUST

ARP

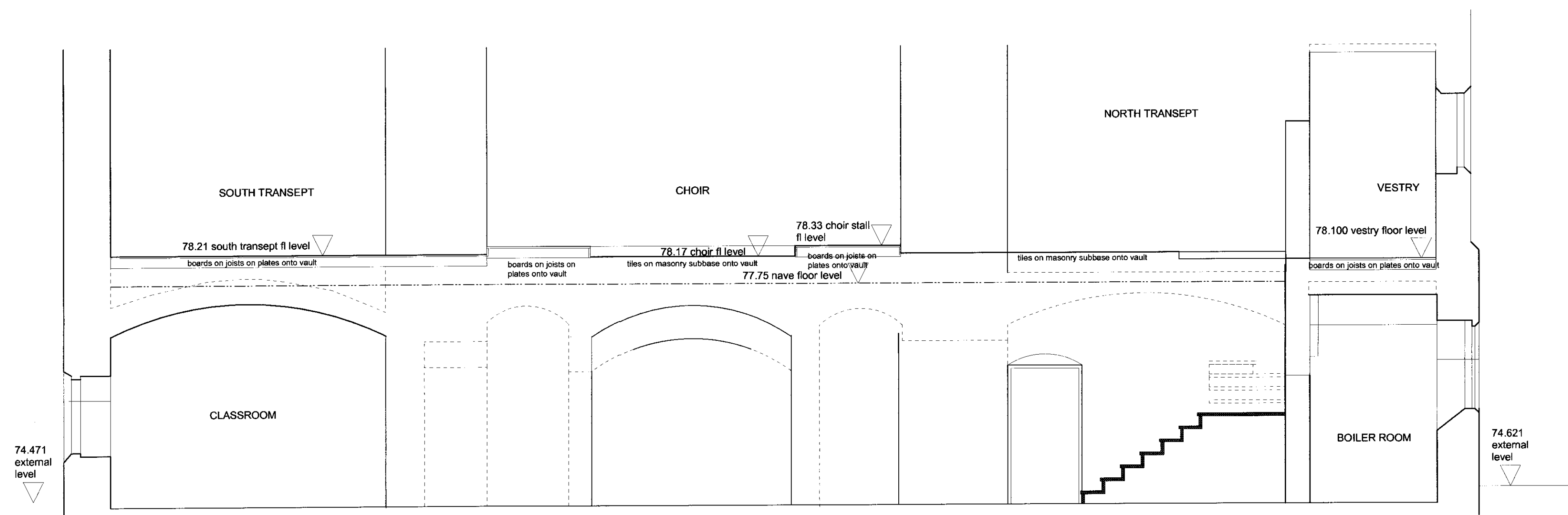
This drawing is the property of ARP Architects & Partners Ltd. Copyright is reserved on them and the drawing is issued on the condition that it is not copied, reproduced, republished or otherwise used by any unauthorised person without the written consent of the Company.



SECTION A-A THROUGH TRANSEPTS / CRYPT STAIRS LOOKING EAST



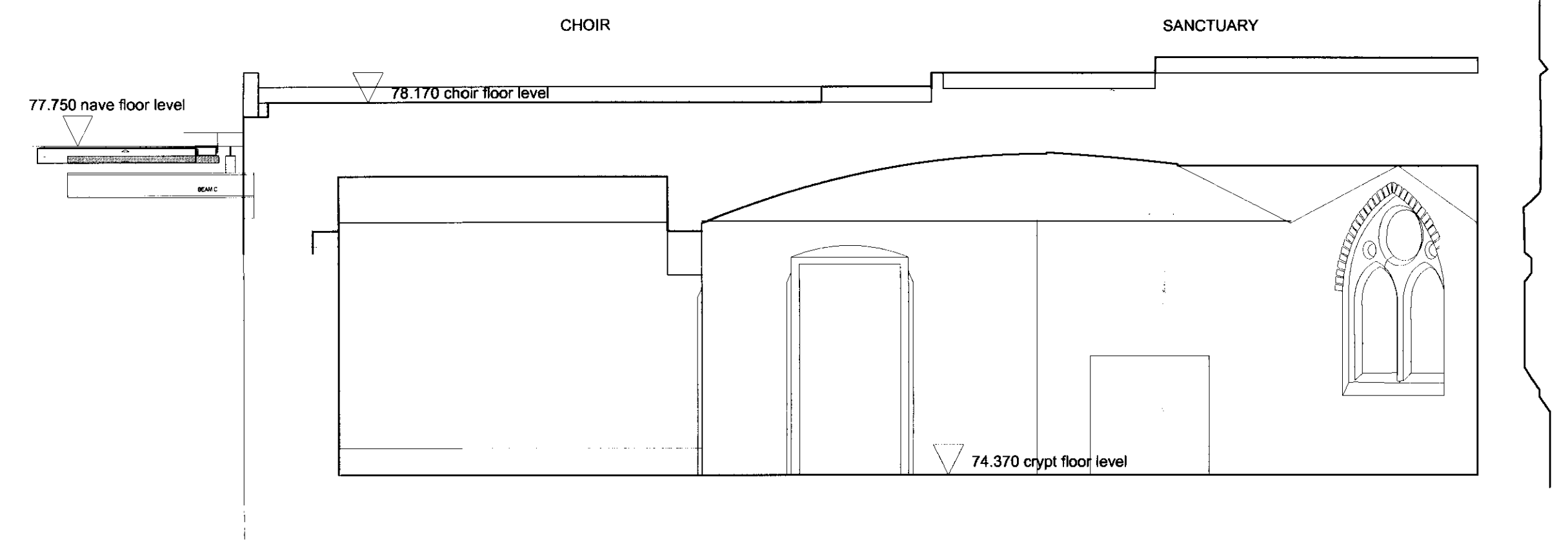
SECTION B-B THROUGH BOILER ROOM / CRYPT SPACES LOOKING EAST



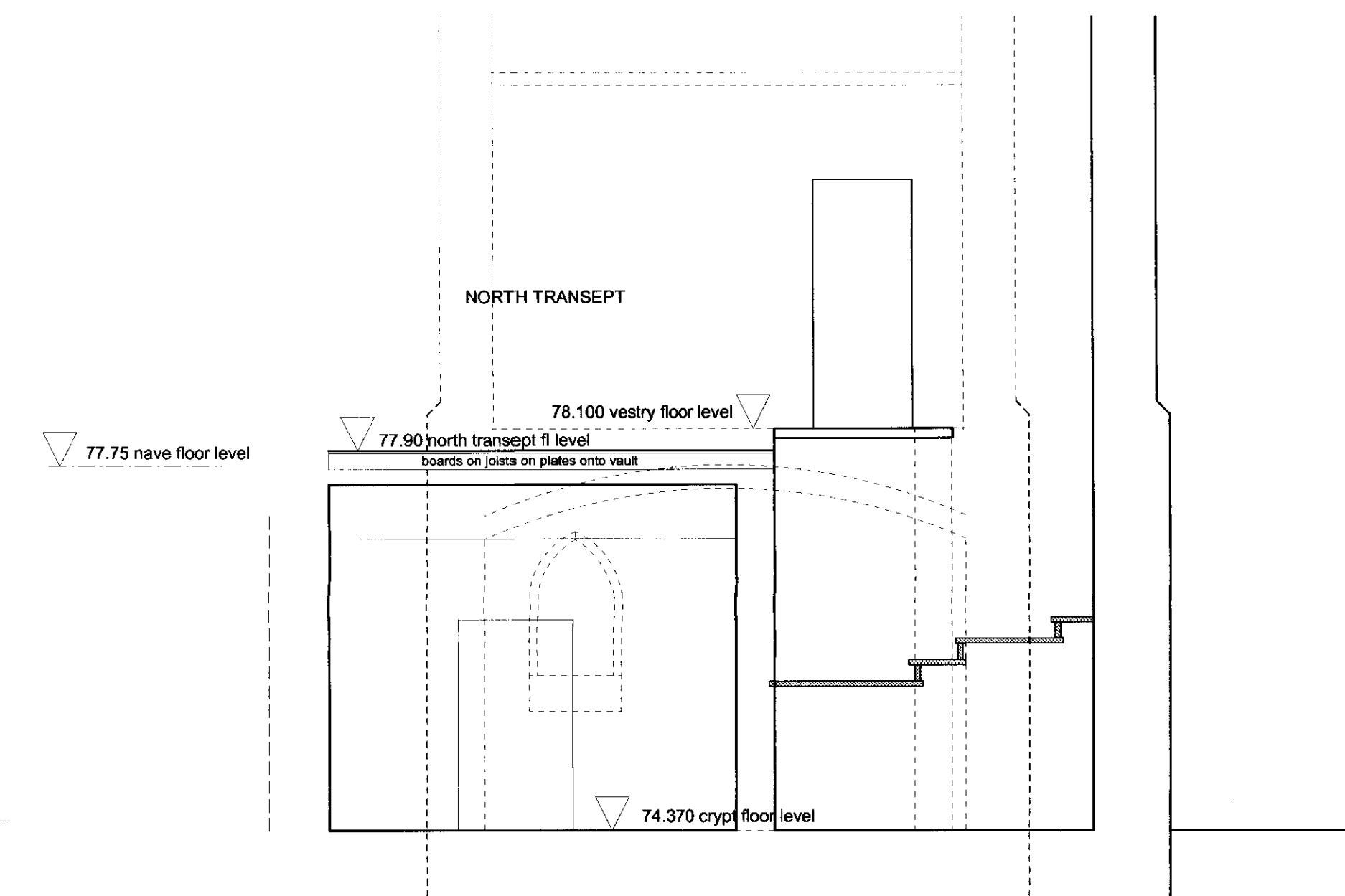
SECTION C-C THROUGH BOILER ROOM / CRYPT SPACES LOOKING WEST

NOTES

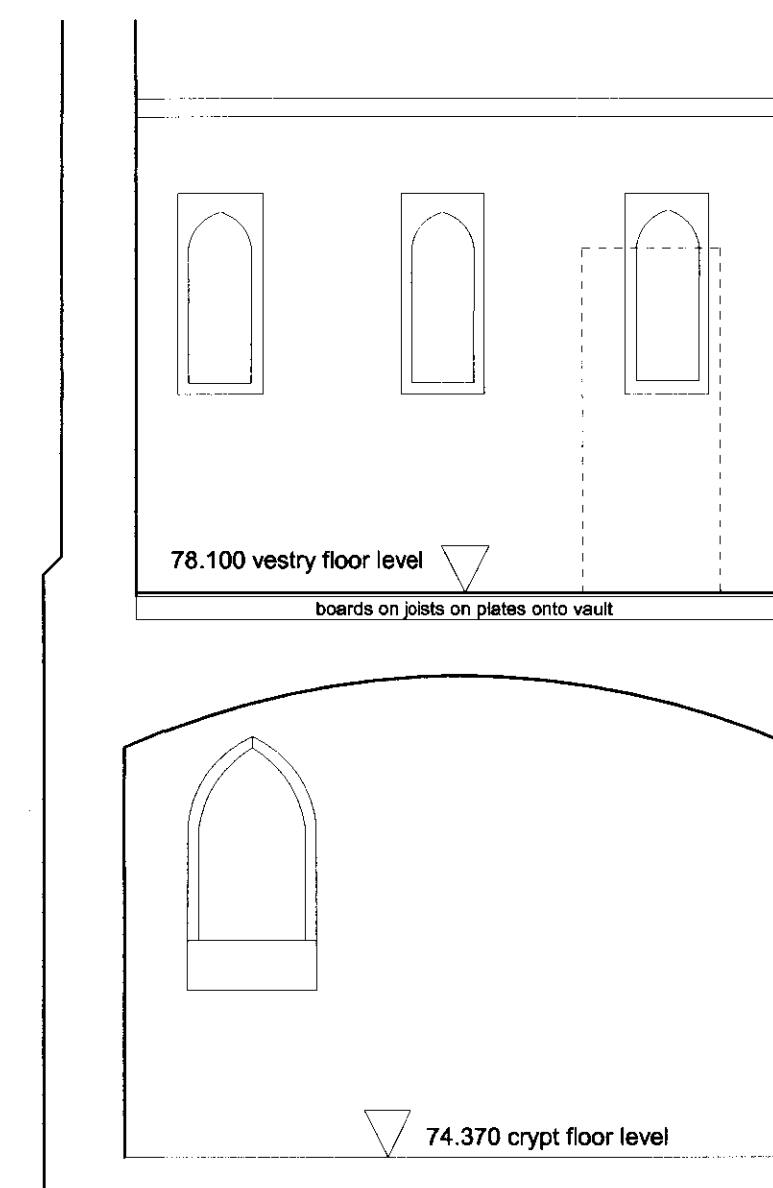
1. Do not scale from drawing, use figured dimensions only after checking. Report any discrepancies or omissions to architect before ordering materials or putting work in hand.
2. Where any drawing is to be read in conjunction with any other drawing, including a specialist's drawing, the two drawings shall be cross-checked and any discrepancies in the work shown, including the dimensions, reported to the architect before the work is put in hand.
3. Where work to an existing building is involved, figured dimensions shown on drawings including those of specialists, shall be verified by measurement of the building and any discrepancy reported to the architect before the work is put in hand.



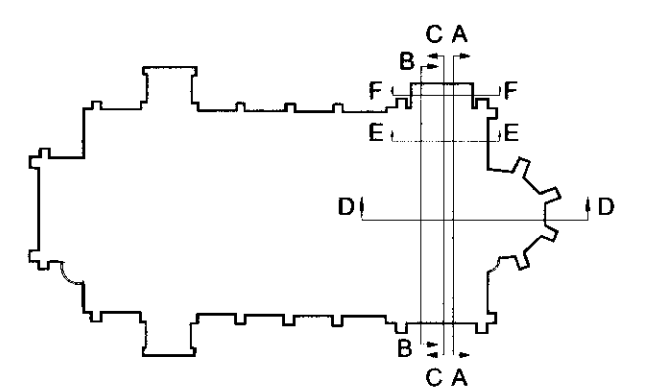
SECTION D-D THROUGH CENTRE OF CRYPT LOOKING NORTH



SECTION E-E THROUGH NORTH TRANSEPT (KITCHEN & STAIRS) LOOKING NORTH
(SECTION OF SERVICES ROOM SHOWN DOTTED)



SECTION F-F THROUGH NORTH TRANSEPT
(BOILER ROOM & OFFICE) LOOKING NORTH



RECEIVED


26 MAR 2007
ST STEPHENS, ROSSLYN HILL, HAMPSTEAD
LONDON NW3 2PP

Drawing
CRYPT SECTIONS
AS EXISTING
Scale 1:50 @ A1
Drawing number 2828 / 111
Client ST STEPHENS RESTORATION & PRESERVATION TRUST

ARP

ANTHONY RICHARDSON AND PARTNERS TEL: 020 7485 0991
ARCHITECTS AND QUANTITY SURVEYORS FAX: 020 7482 4822
31 OVAL ROAD, CAMDEN TOWN, LONDON NW1 7EA EMAIL: mail@arponarchitects.co.uk

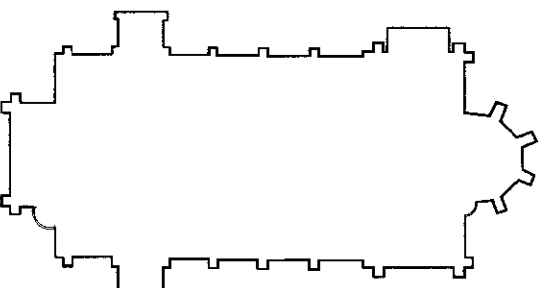
This drawing is the property of ARP Anthony Richardson & Partners Ltd. Copyright is reserved on them and the drawing is issued on the condition that it is not copied, reproduced, republished or disclosed to any unauthorized person without the written consent of the Company.



NOTES

1. Do not scale from drawing, use figured dimensions only after checking. Report any discrepancies or omissions to architect before ordering materials or putting work in hand.
2. Where any drawing is to be read in conjunction with any other drawing, including a specialist's drawing, the two drawings shall be cross-checked and any discrepancies in the work shown, including the dimensions, reported to the architect before the work is put in hand.
3. Where work to an existing building is involved, figured dimensions shown on drawings including those of specialists, shall be verified by measurement of the building and any discrepancy reported to the architect before the work is put in hand.

LOCATION DIAGRAM



SOUTH ELEVATION

ST STEPHENS, ROSSLYN HILL, HAMPSTEAD
LONDON NW3 2PP

SOUTH ELEVATION
AS EXISTING


SCALE 1:100 DRAWN CW DATE 09/99

DRAWING NUMBER 2828 / 112

ST STEPHENS RESTORATION & PRESERVATION TRUST

ANTHONY RICHARDSON AND PARTNERS LTD. TEL: 020 7465 0981
ARCHITECTS AND QUANTITY SURVEYORS FAX: 020 7465 4622
31 OVAL ROAD CAMDEN TOWN LONDON NW1 7EA EMAIL: mail@arparchitects.co.uk

This drawing is the property of ARP Anthony Richardson & Partners Ltd. Copyright is reserved on them and the drawing is issued on the condition that it is not copied, reproduced, altered or disposed of in any unauthorized person either wholly or in part without the written consent of the Company.



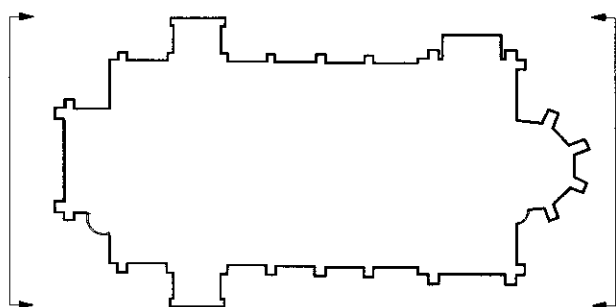
WEST ELEVATION



EAST ELEVATION

LOCATION DIAGRAM

WEST ELEVATION



EAST ELEVATION

NOTES

1. Do not scale from drawing, use figured dimensions only after checking. Report any discrepancies or omissions to architect before ordering materials or putting work in hand.
2. Where any drawing is to be read in conjunction with any other drawing, including a specialist's drawing, the two drawings shall be cross-checked and any discrepancies in the work shown, including the dimensions, reported to the architect before the work is put in hand.
3. Where work to an existing building is involved, figured dimensions shown on drawings including those of specialists, shall be verified by measurement of the building and any discrepancy reported to the architect before the work is put in hand.

RECEIVED
26 MAR 2007

ST STEPHENS, ROSSLYN HILL, HAMPSTEAD
LONDON NW3 2PP

Drawing
EAST & WEST ELEVATIONS
AS EXISTING


Scale	Drawn	Date
1: 100	CW	09/99
Drawing number	Rev	
2828 / 114		

ST STEPHENS RESTORATION & PRESERVATION TRUST

ARP

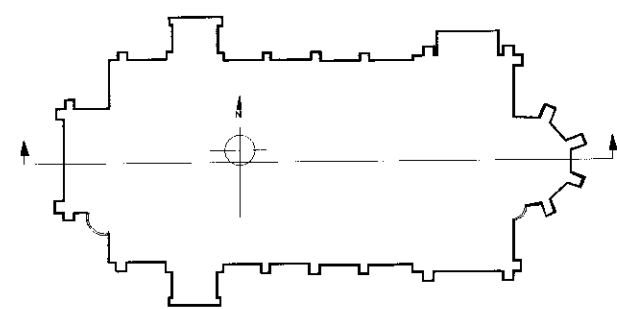
ANTHONY RICHARDSON AND PARTNERS TEL 020 7485 0991
ARCHITECTS AND QUANTITY SURVEYORS FAX 020 7485 4622
31 OVAL ROAD CAMDEN TOWN LONDON NW1 7EA EMAIL: mar@arperitects.co.uk

This drawing is the property of ARP Anthony Richardson & Partners Ltd. Copyright is reserved on them and the drawing is issued on the condition that it is not copied, reproduced, altered or disclosed to any unauthorized person either wholly or in part without the written consent of the Company.



1:250

LOCATION DIAGRAM



JOB
ST STEPHENS CHURCH, ROSSLYN HILL, HAMPSTEAD, LONDON NW3

DRAWING
EAST / WEST SECTION THROUGH NAVE LOOKING NORTH:
ORIGINAL EXISTING

RECEIVED
26 MAR 2007


DATE	REV
05.06	

ST STEPHENS RESTORATION & PRESERVATION TRUST

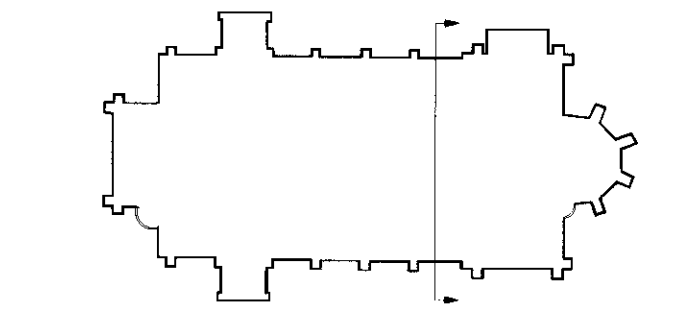
ARP ANTHONY RICHARDSON AND PARTNERS
ARCHITECTS AND QUANTITY SURVEYORS
31 OVAL ROAD LONDON NW1 7EA 020 7485 0891

This drawing is the property of ARP Anthony Richardson & Partners Ltd.
Copyright is reserved in this drawing and the drawing is issued on the condition
that it is not copied, reproduced, retained or disclosed in any unauthorised
person either wholly or in part without the written consent of the Company

95.00m
92.50m
90.00m
87.50m
85.00m
82.50m
80.00m
77.50m
75.00m
DATUM 74.00m A.O.D.



NORTH / SOUTH SECTION THROUGH AISLES & NAVE : LOOKING EAST



ST STEPHENS CHURCH, ROSSLYN HILL, HAMPSTEAD, LONDON NW3


NORTH / SOUTH SECTION :
THROUGH AISLES & NAVE LOOKING EAST : AS EXISTING

Scale 1:50 @ A1 Date 06.06

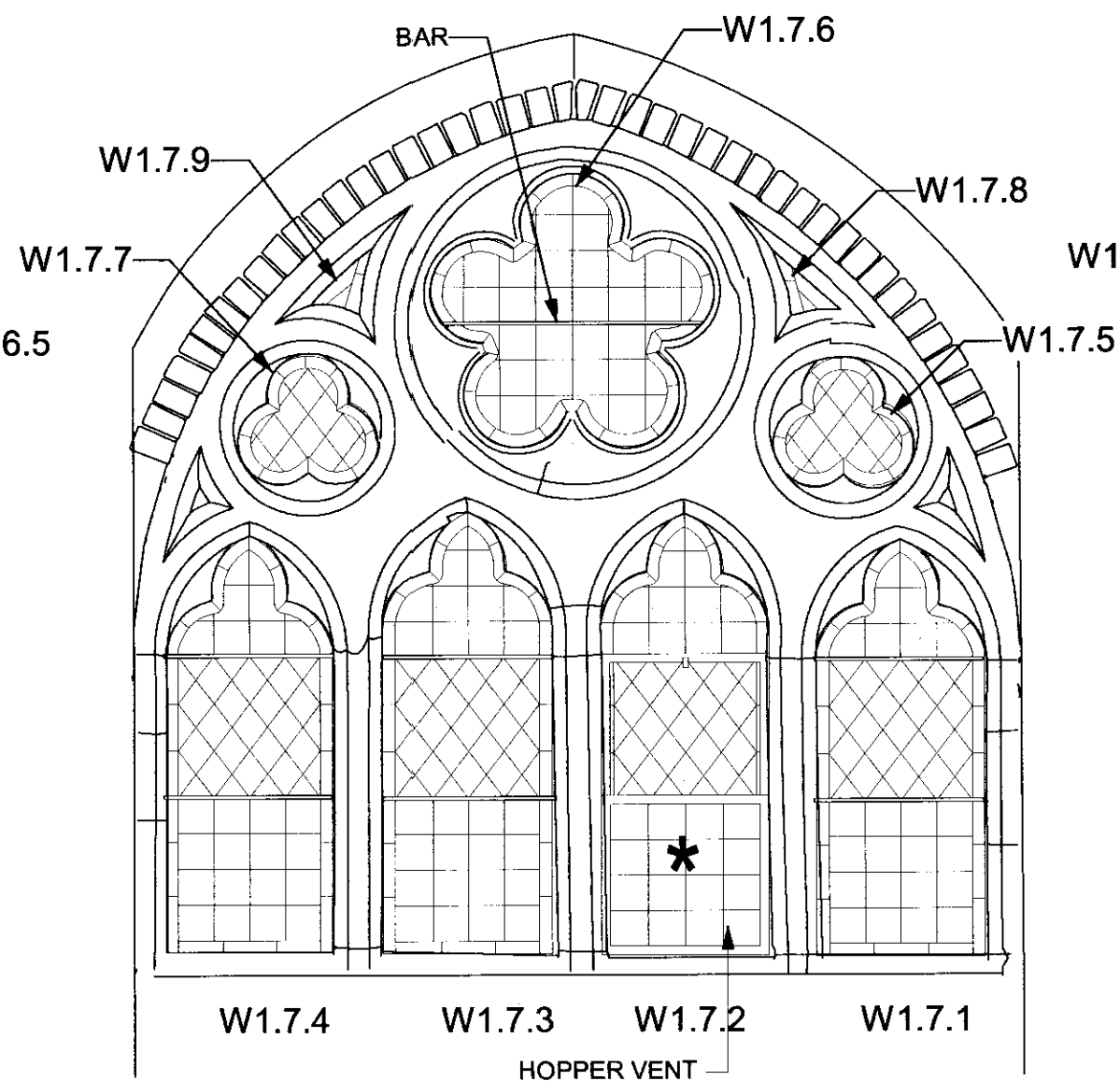
Drawing number 2828 / 124 Rev

ST STEPHENS RESTORATION & PRESERVATION TRUST

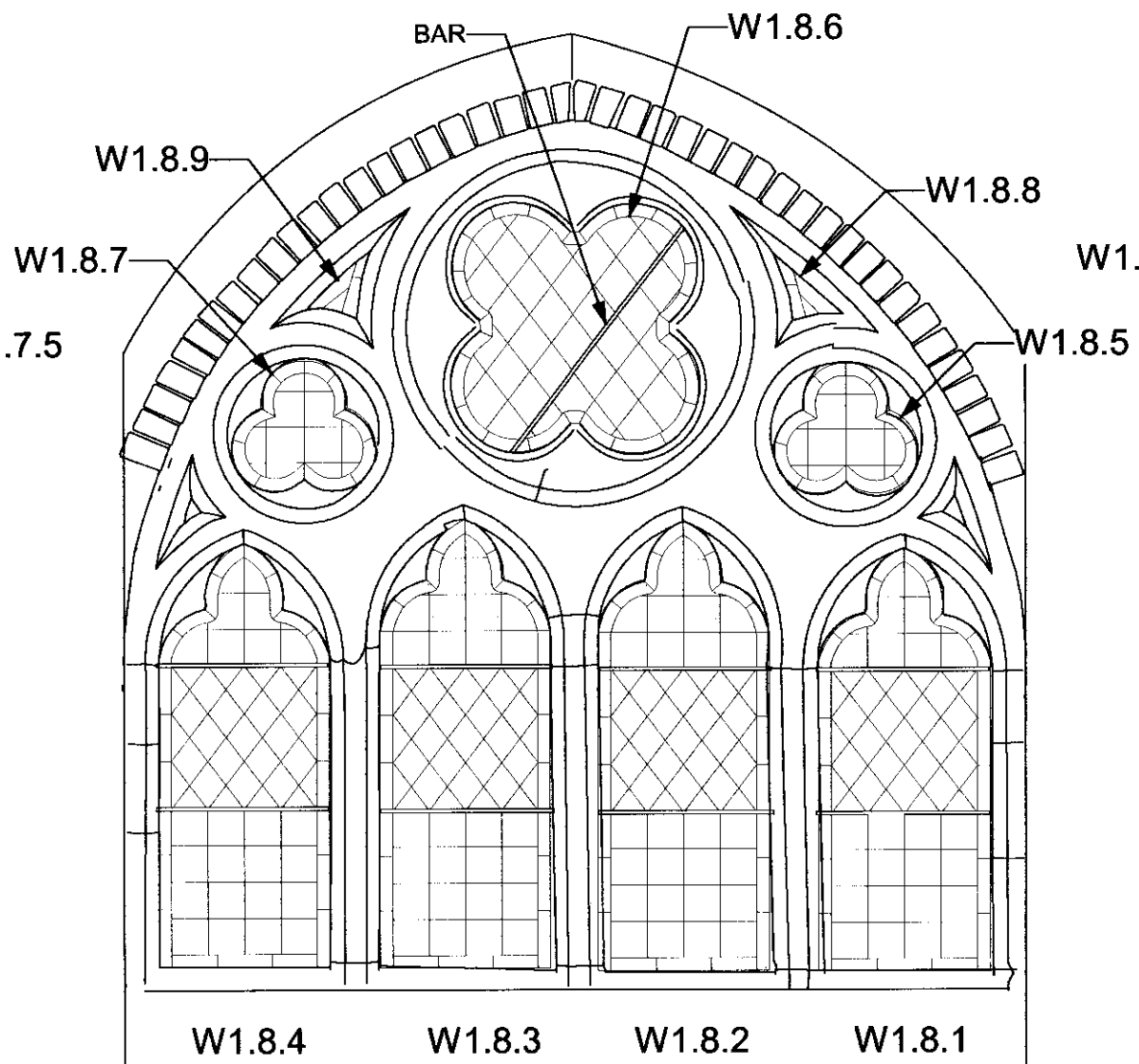
ARP ANTHONY RICHARDSON AND PARTNERS
ARCHITECTS AND QUANTITY SURVEYORS
31 OVAL ROAD LONDON NW1 7EA 0207 465 0991
This drawing is the property of ARP Anthony Richardson & Partners Ltd.
Copyright is reserved on them and the drawing is issued on the condition
that it is not copied, reproduced, retained or disclosed to any unauthorised
person either wholly or in part without the written consent of the Company



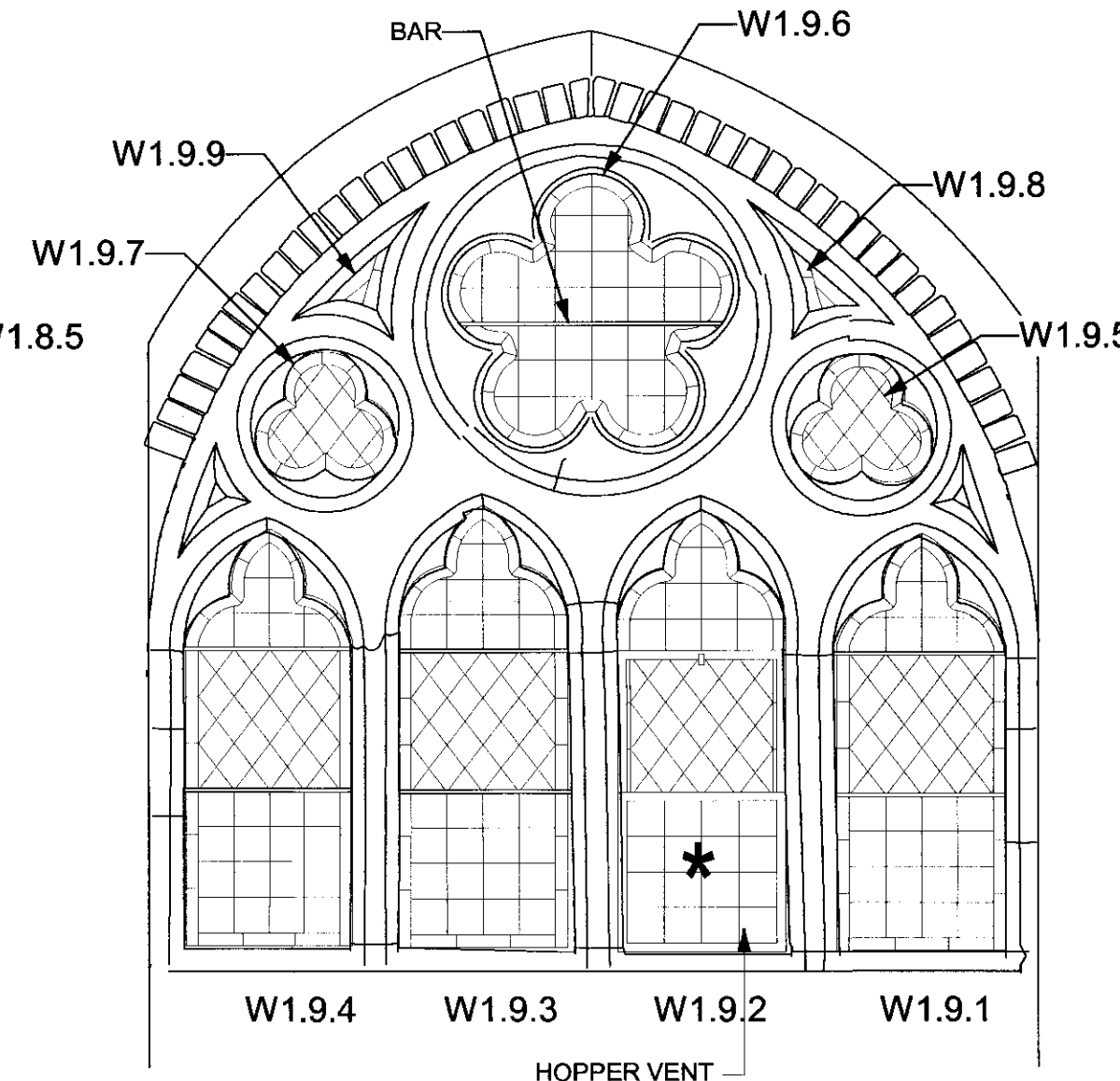
W1.6 EXISTING GLAZING BUCKLED



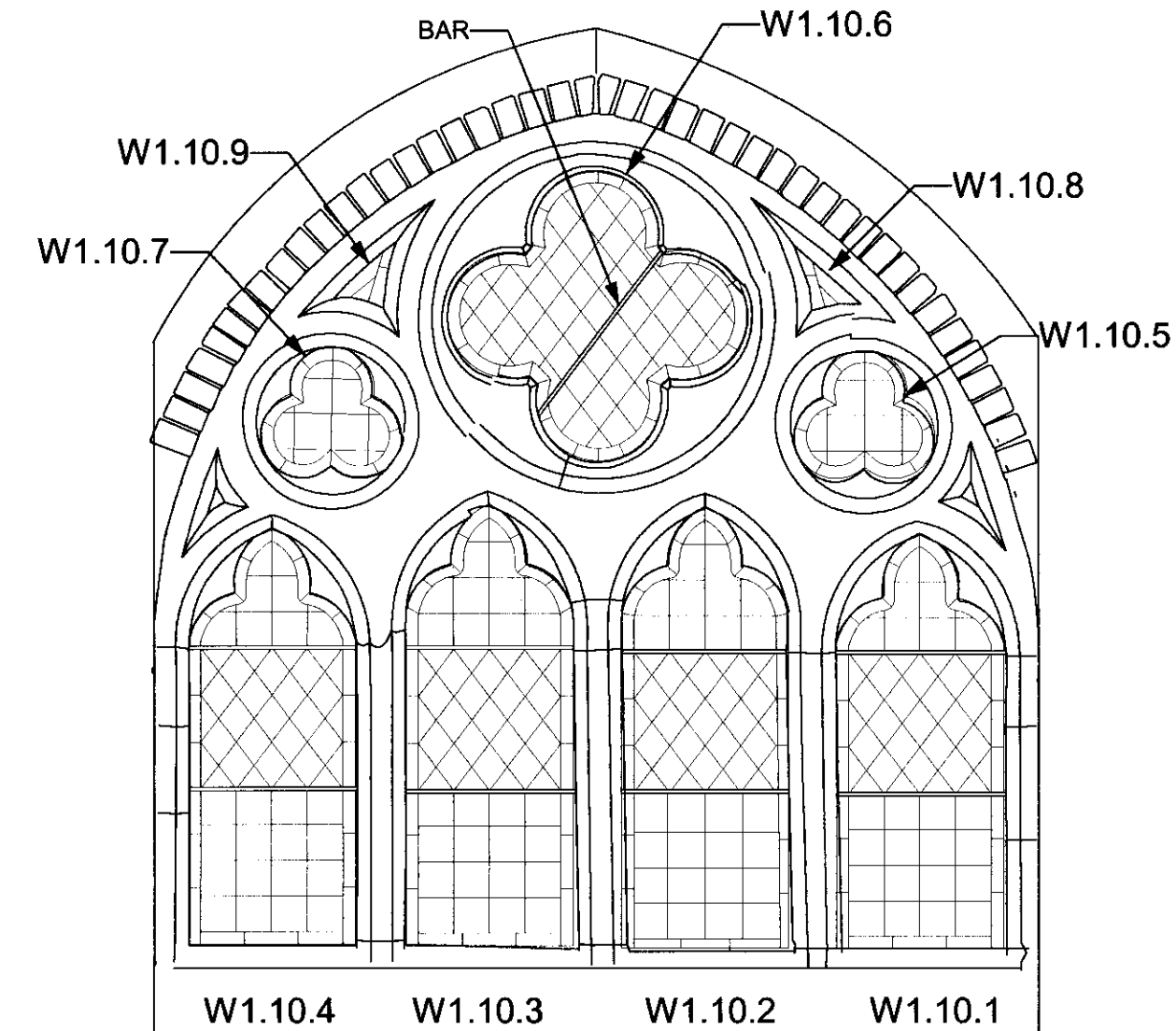
W1.7 EXISTING GLAZING BUCKLED



W1.8

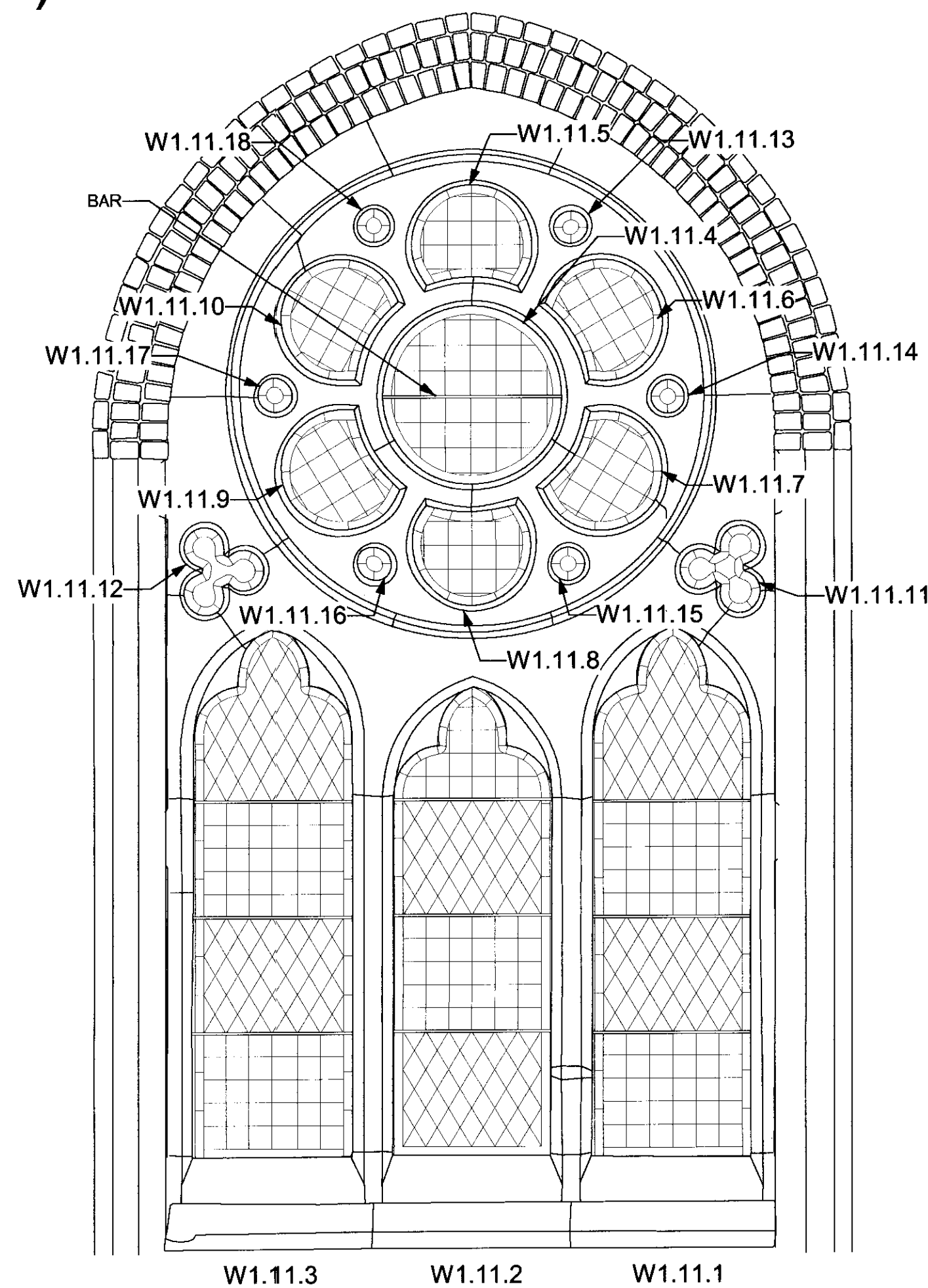


W1.9

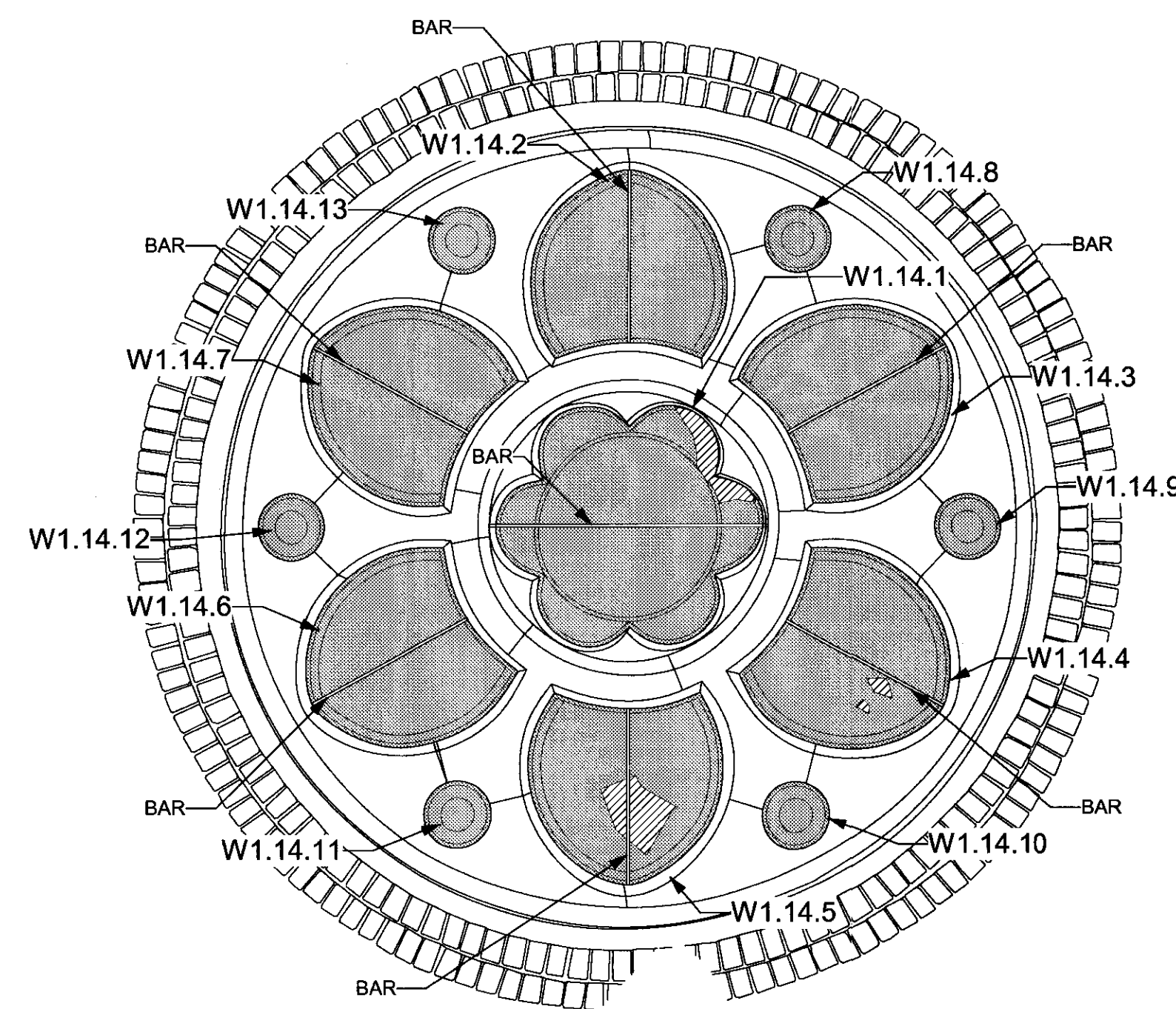


W1.10

NORTH SIDE CLERESTOREY WINDOWS: GLAZING AS EXISTING (VIEWED FROM INSIDE)



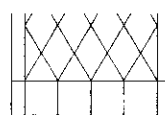
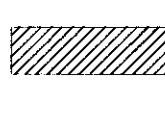

W1.11



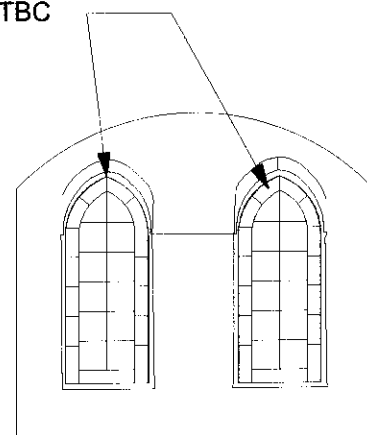
W1.14

ENGLISH HERITAGE REF: EITHER H HOLIDAY OR THOMAS BODDINGTON
DESIGN, MADE BY HEATON BUTLER & BAYNE, 1870

FERRAMENTA LEGEND :
EXISTING SUPPORT BAR RETAINED : _____
EXISTING SUPPORT BAR BROKEN : - - - - -

EXISTING GLAZING LEGEND :
EXISTING LEADED PANES : 
MISSING/BROKEN PANES : 
EXISTING STAINED GLASS : 
OPENING LIGHT : *

GLAZING
TYPE/PATTERN TBC



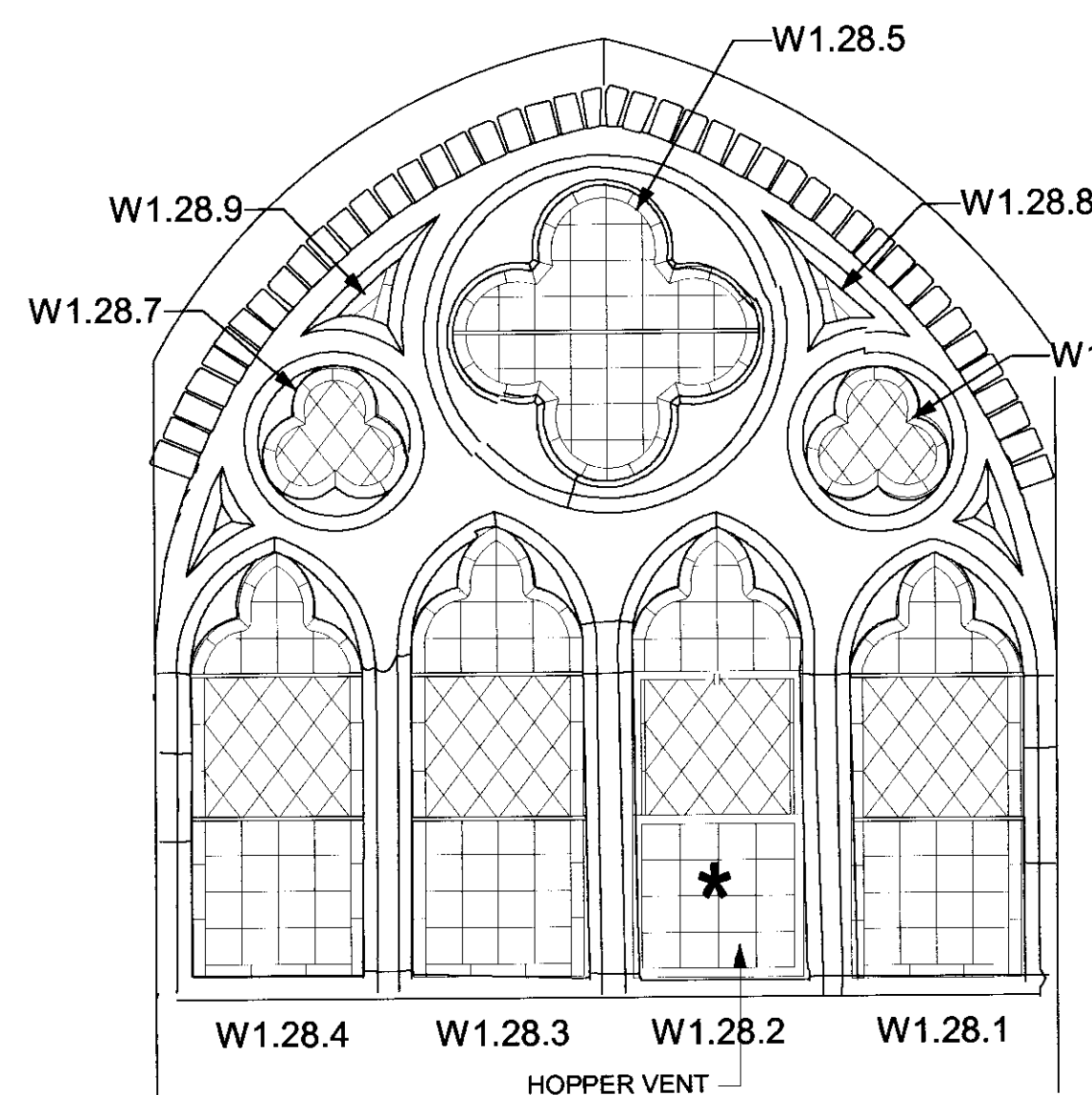
W1.12.2 W1.12.1

W1.12
(HIGH LEVEL)

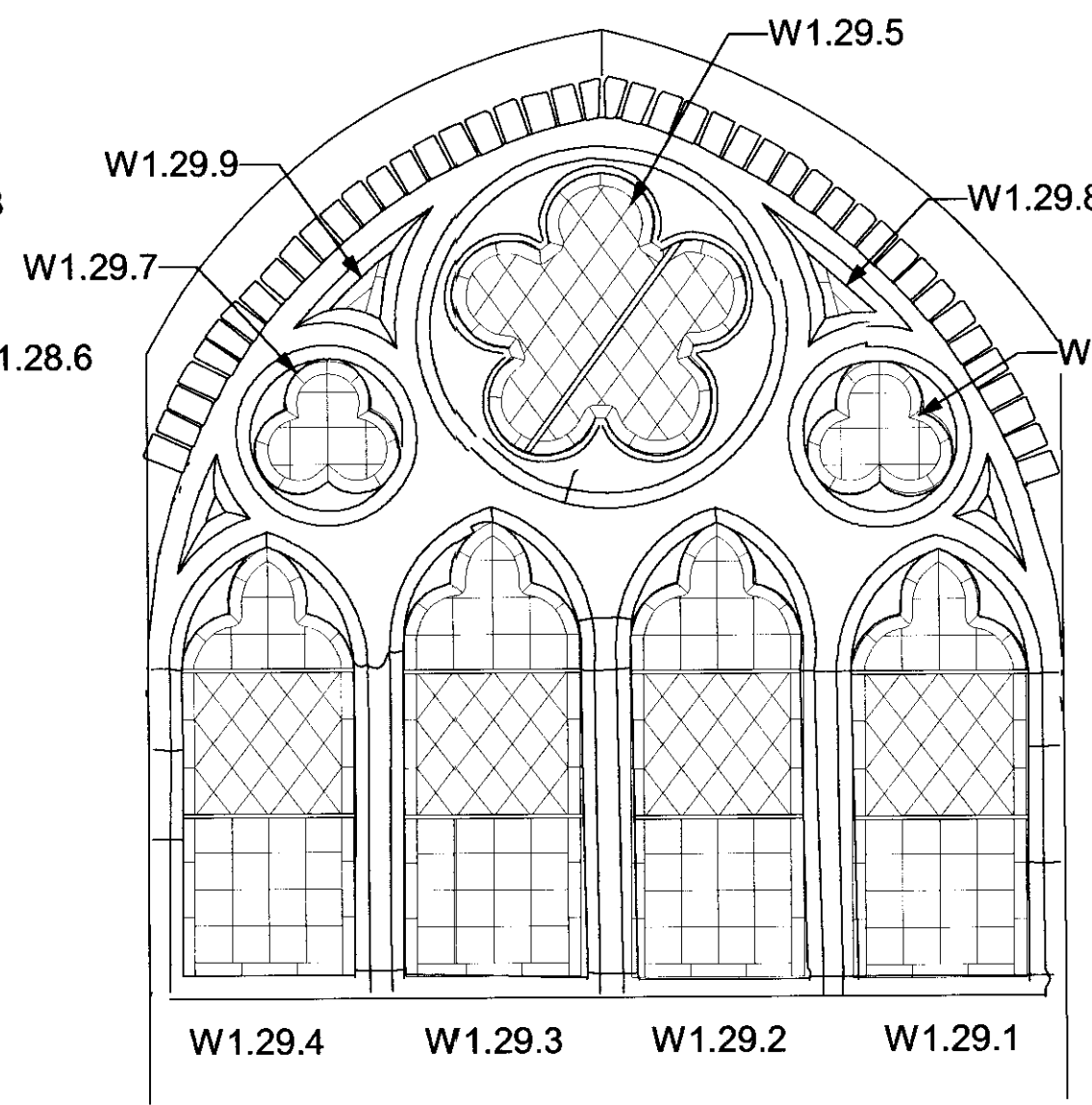
RECEIVED
26 MAR 2007
ST STEPHENS, ROSSLYN HILL, LONDON NW3
NORTH SIDE CLERESTOREY WINDOWS :
GLAZING AS EXISTING
Scale: 1:20 @ A1
Drawing number: 2828 / 150
rev
ST STEPHENS RESTORATION & PRESERVATION TRUST

ARP
ANTHONY RICHARDSON AND PARTNERS
ARCHITECTS AND QUANTITY SURVEYORS
31 OVAL ROAD LONDON NW1 7EA 020 7485 0591
e-mail: arp@easytel.co.uk

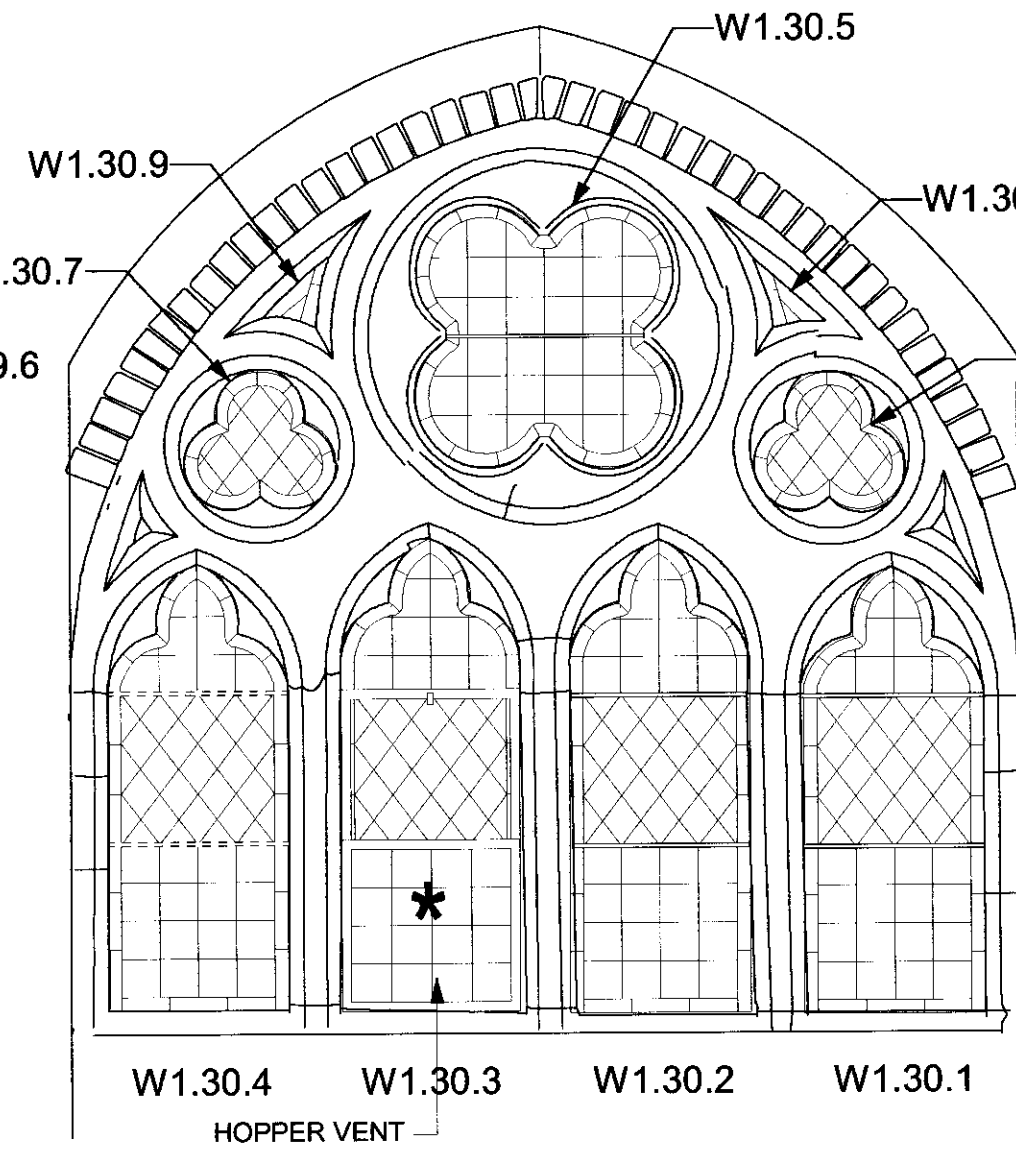
This drawing is the property of ARP Anthony Richardson & Partners Ltd.
Copyright is reserved on them and the drawing is issued on the condition
that it is not copied, reproduced, altered or disclosed to any unauthorized
person without the written consent of the Company.



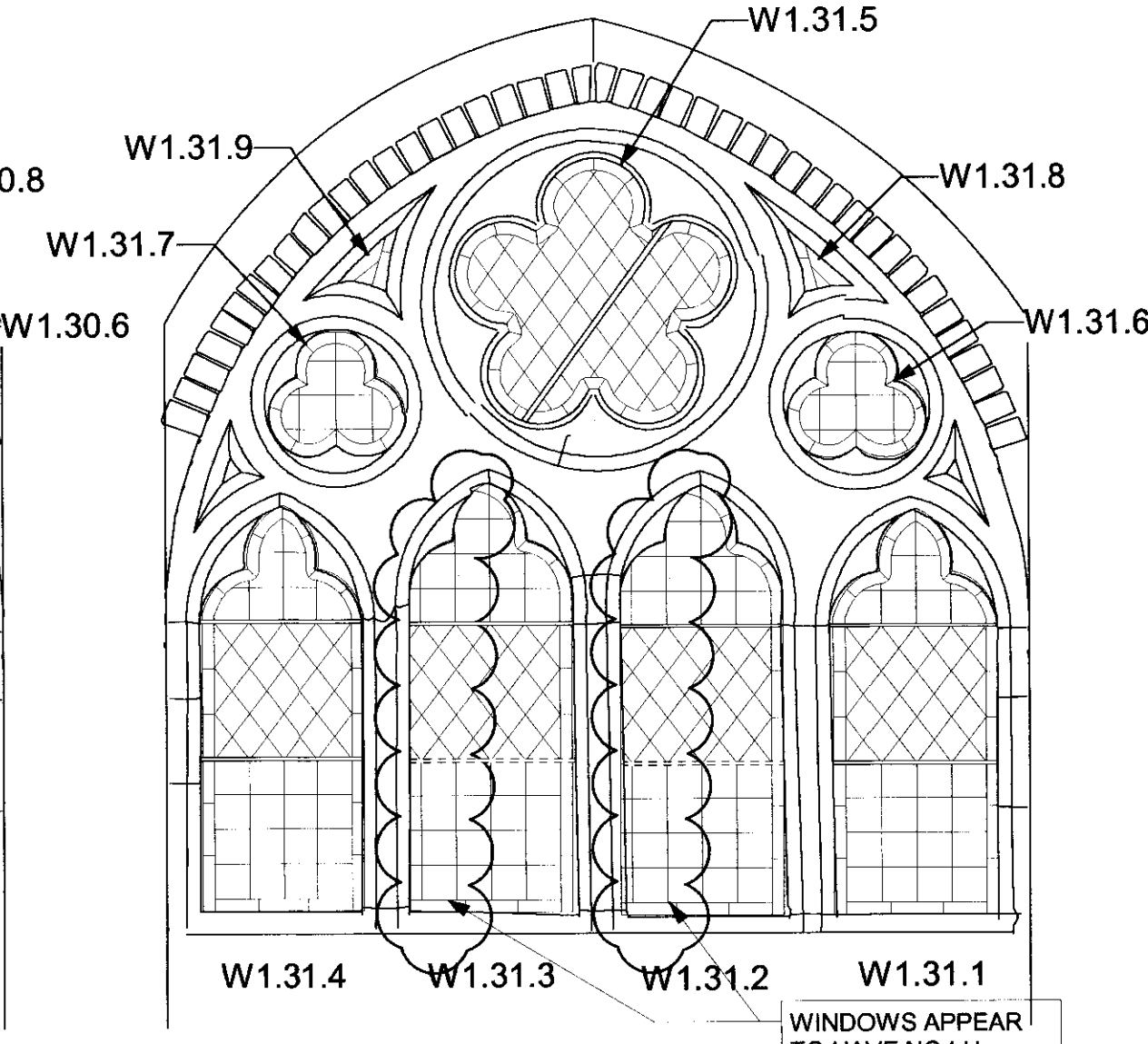
W1.28



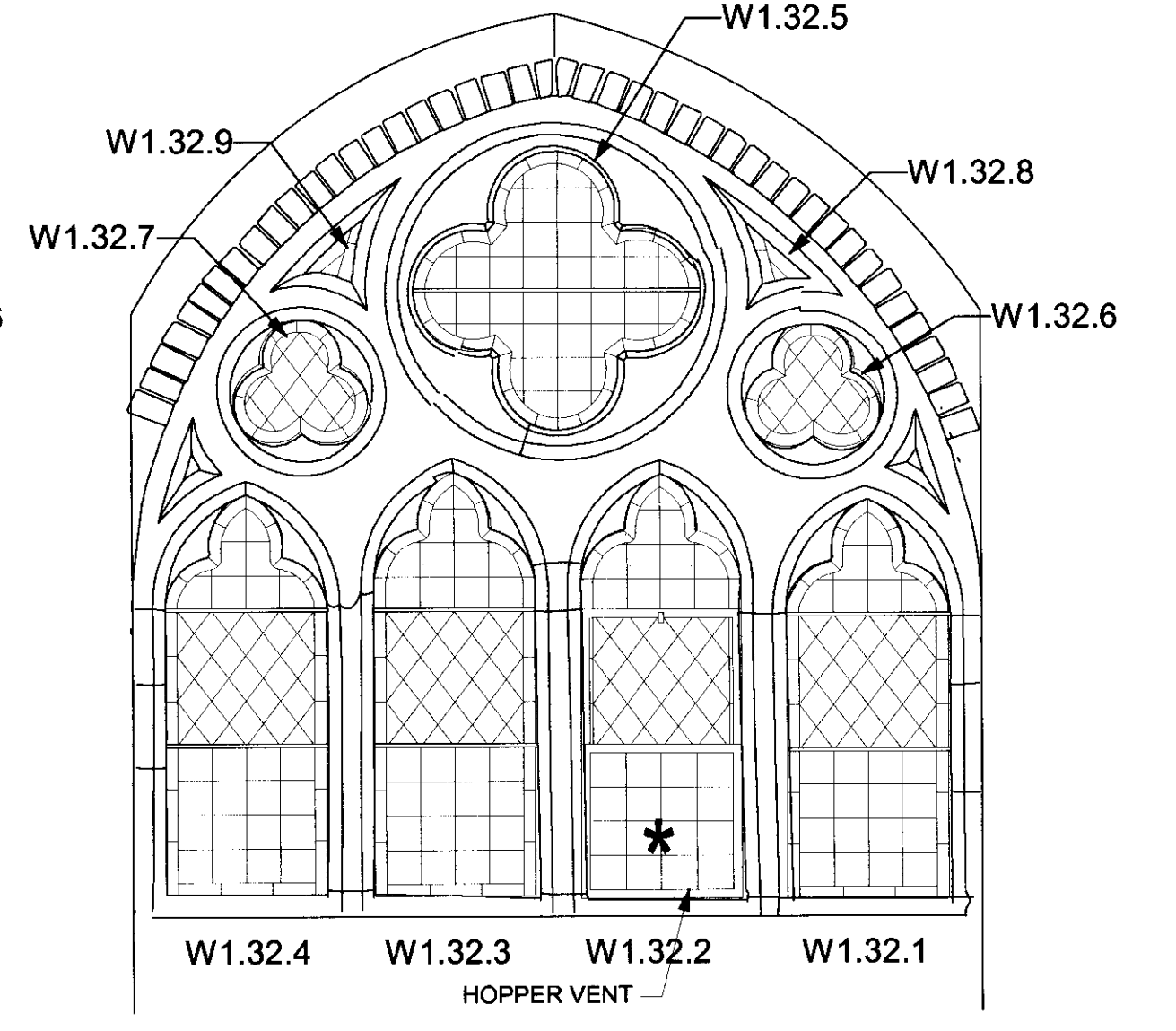
W1.29



W1.30

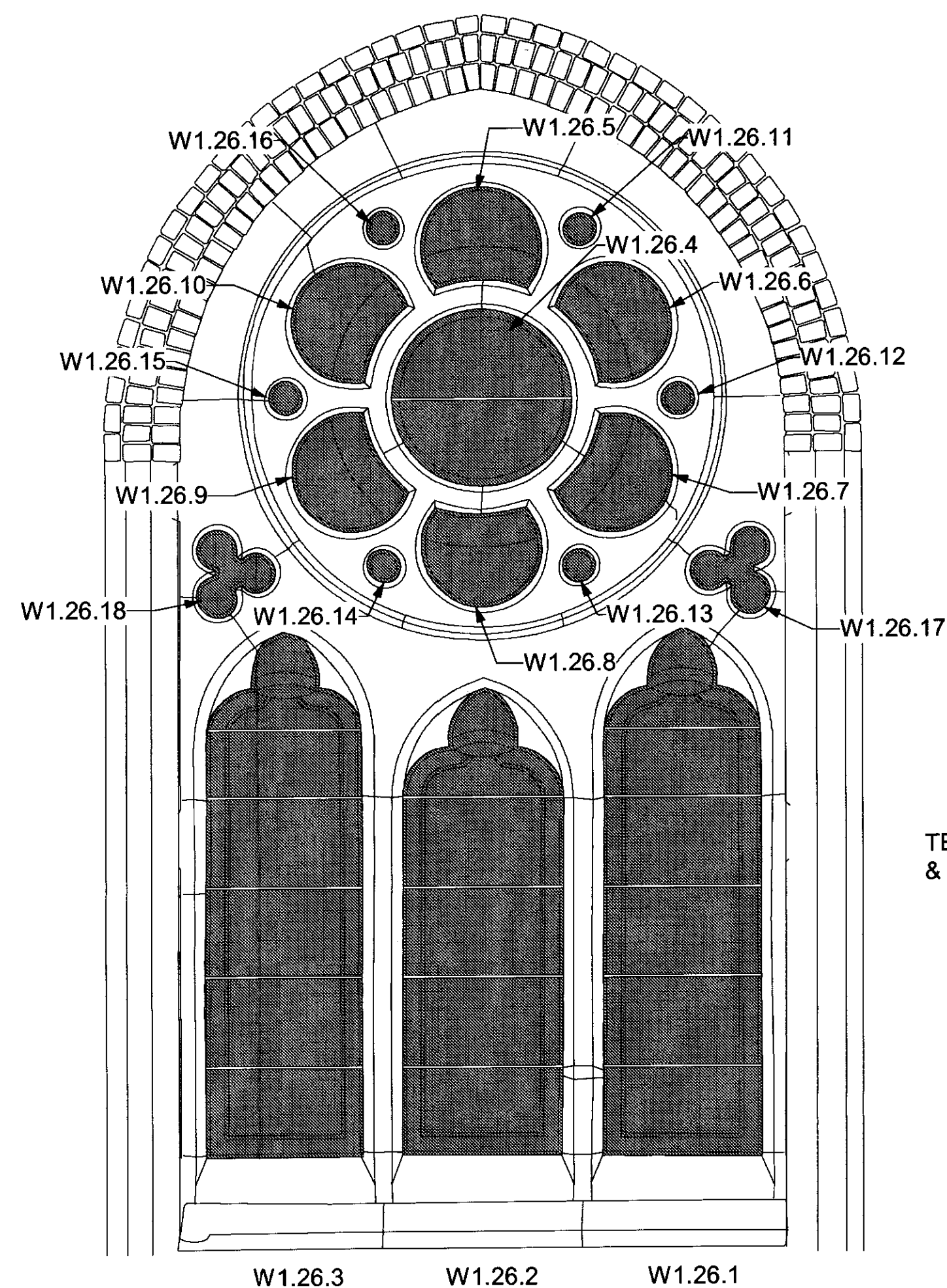


W1.31



W1.32

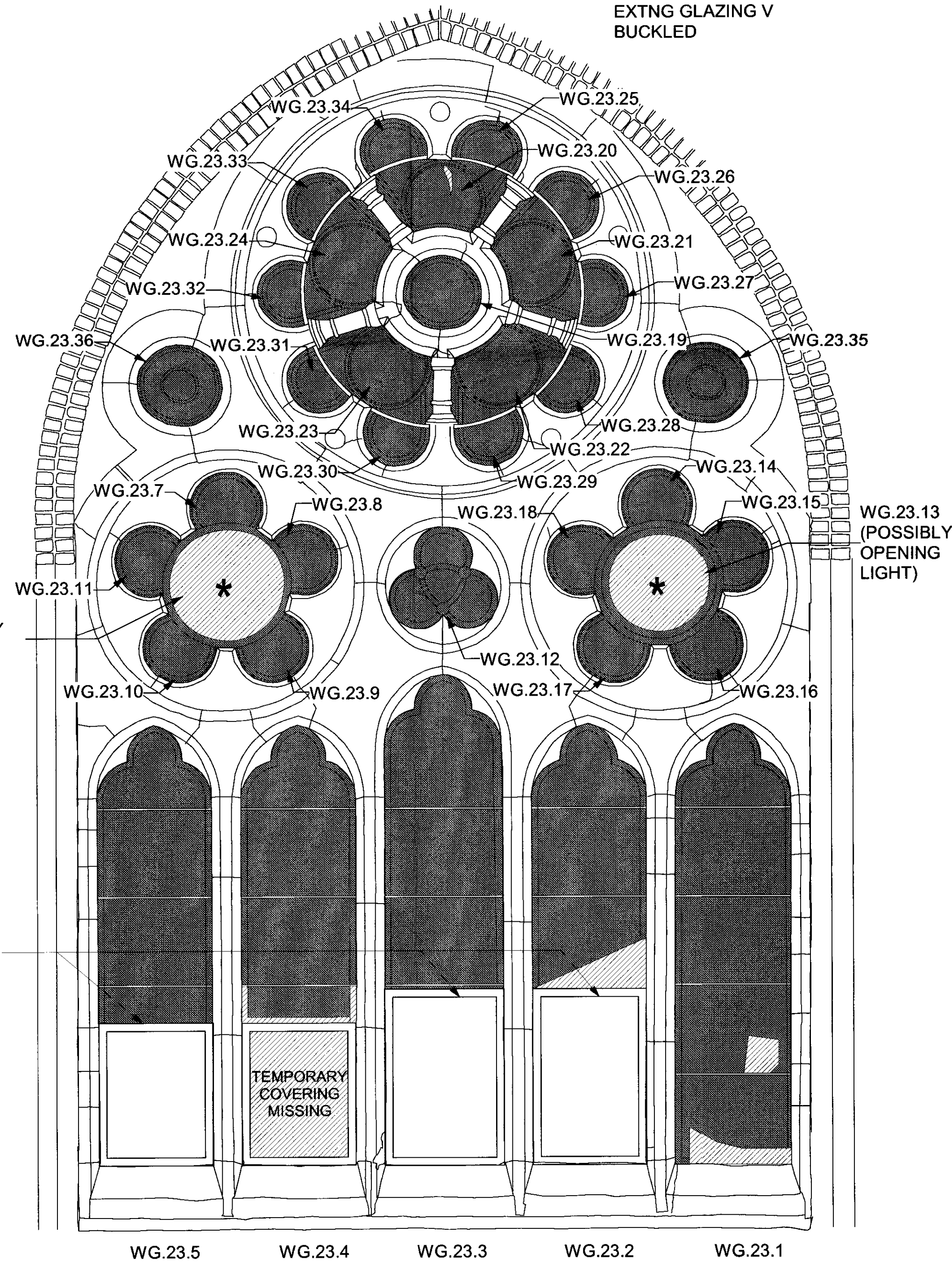
SOUTH SIDE CLERESTOREY & SOUTH TRANSEPT (SOUTH) WINDOWS: GLAZING AS EXISTING (VIEWED FROM INSIDE)



W1.26.3 W1.26.2 W1.26.1

ENGLISH HERITAGE REF: E. PRIEST 1905

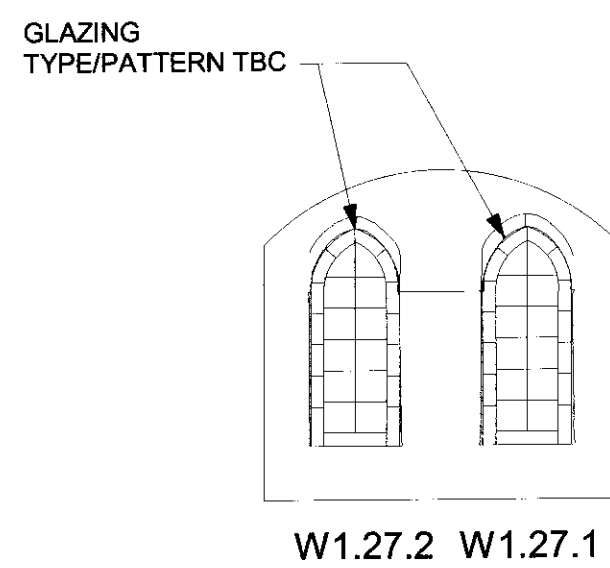
W1.26



WG.23.5 WG.23.4 WG.23.3 WG.23.2 WG.23.1

ENGLISH HERITAGE REF: CLAYTON & BELL, 1893

WG.23



W1.27.2 W1.27.1

W1.27
(HIGH LEVEL)

FERRAMENTA LEGEND :	
EXISTING SUPPORT BAR RETAINED :	—
NEW SUPPORT BAR :	- - - - -

EXISTING GLAZING LEGEND :	
EXISTING LEADED PANES :	
MISSING/BROKEN PANES :	
EXISTING STAINED GLASS:	
OPENING LIGHT:	*

RECEIVED
26 MAR 2007

ST STEPHENS, ROSSLYN HILL, LONDON NW3

SOUTH SIDE CLERESTOREY & SOUTH TRANSEPT WINDOWS:
GLAZING: AS EXISTING

Scale	Drawn	Date
1:20	EP	OCT 06
Drawing number	2828	rev
152		


ST STEPHENS RESTORATION & PRESERVATION TRUST


ARP ANTHONY RICHARDSON AND PARTNERS
ARCHITECTS AND QUANTITY SURVEYORS
310AVAL ROAD LONDON NW1 7EA 020 7485 0991
e-mail: arpa@arpanet.co.uk

This drawing is the property of ARP Anthony Richardson & Partners Ltd.
Copyright is reserved on them and the drawing is issued on the condition
that it is not copied, reproduced, retained or disclosed to any unauthorised
person either wholly or in part without the written consent of the Company

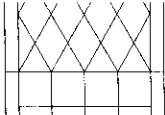
EAST APSE WINDOWS: GLAZING AS EXISTING (VIEWED FROM INSIDE)


FERRAMENTA LEGEND :


EXISTING SUPPORT BAR RETAINED : 

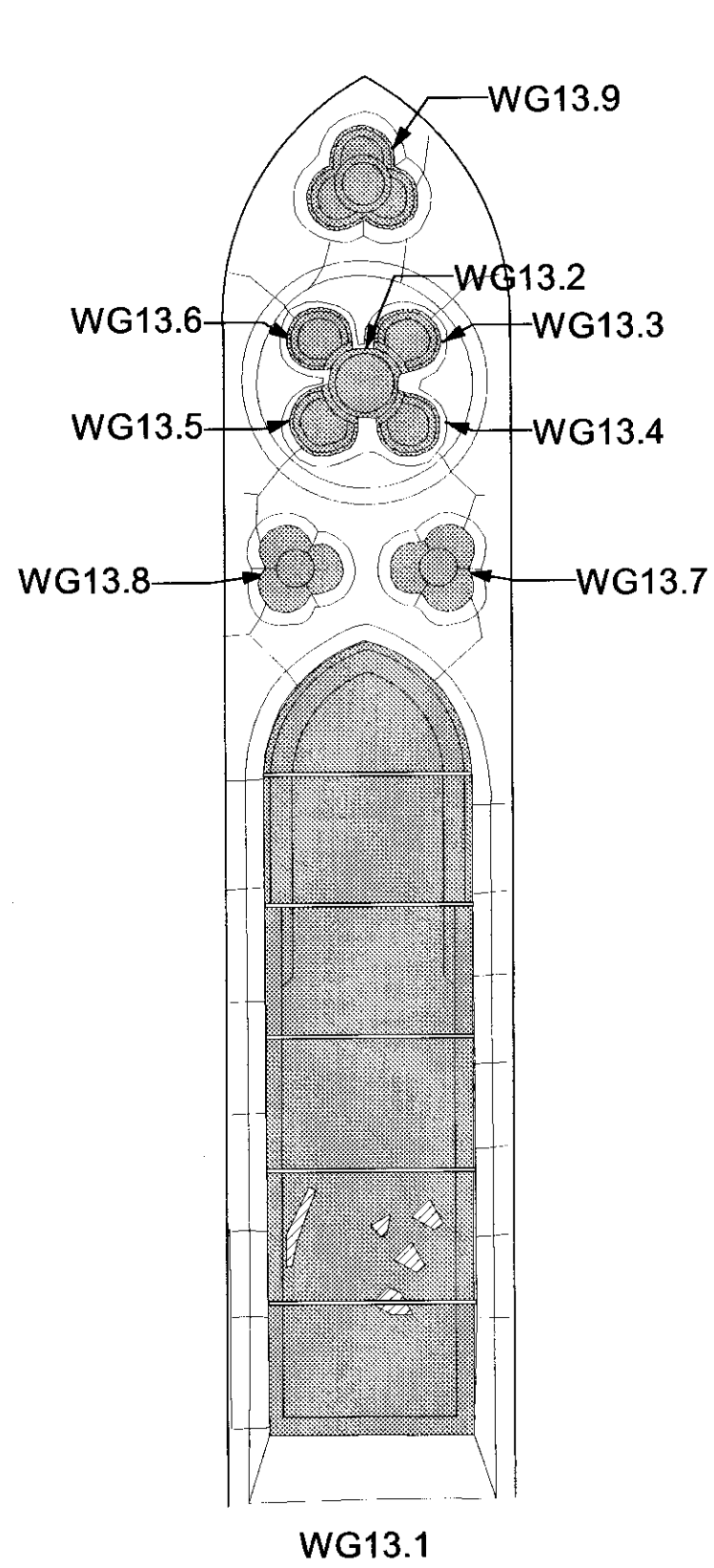
NEW SUPPORT BAR NEEDED : 

EXISTING GLAZING LEGEND :

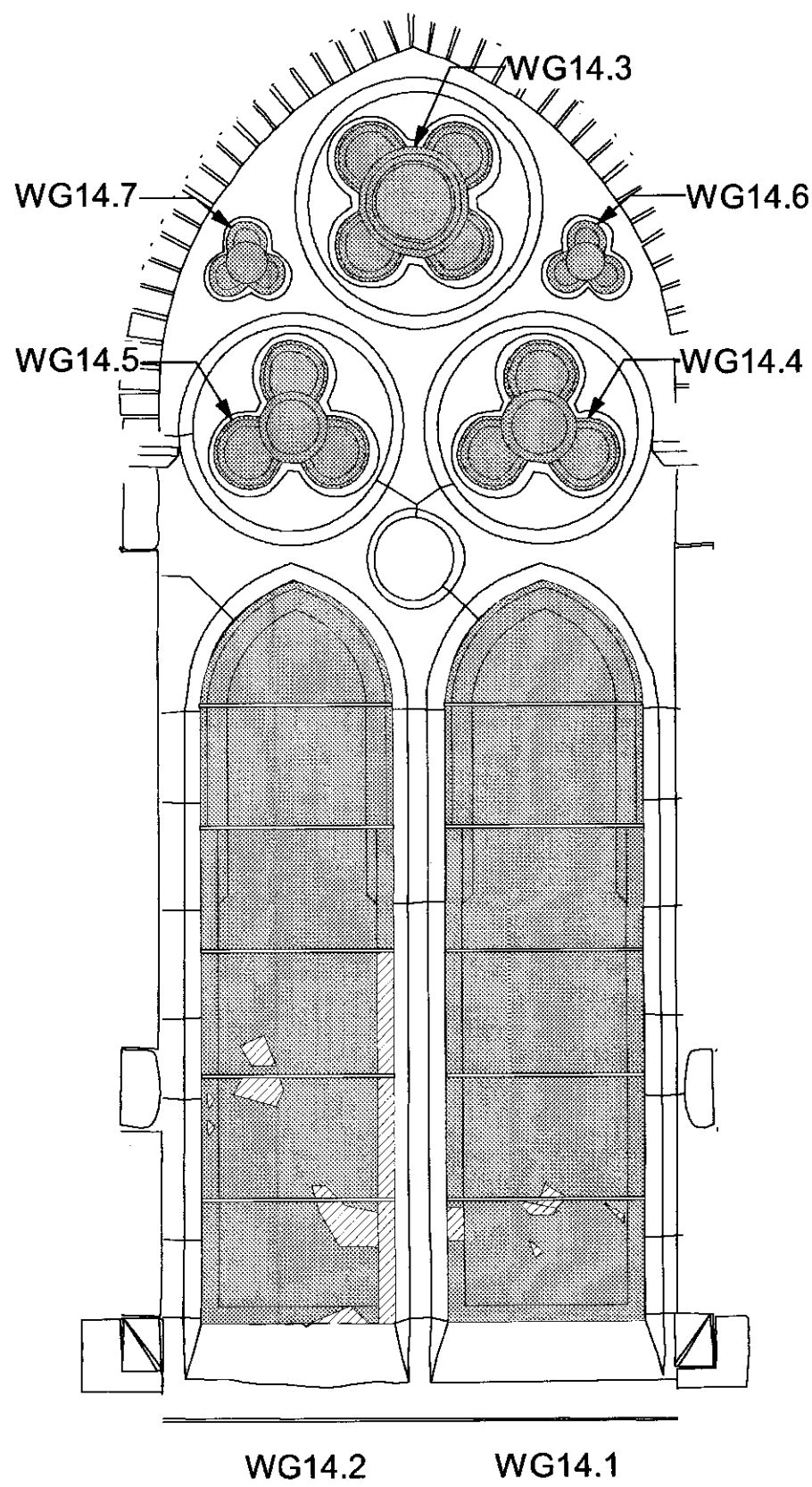
EXISTING LEADED PANES : 

MISSING/BROKEN PANES : 

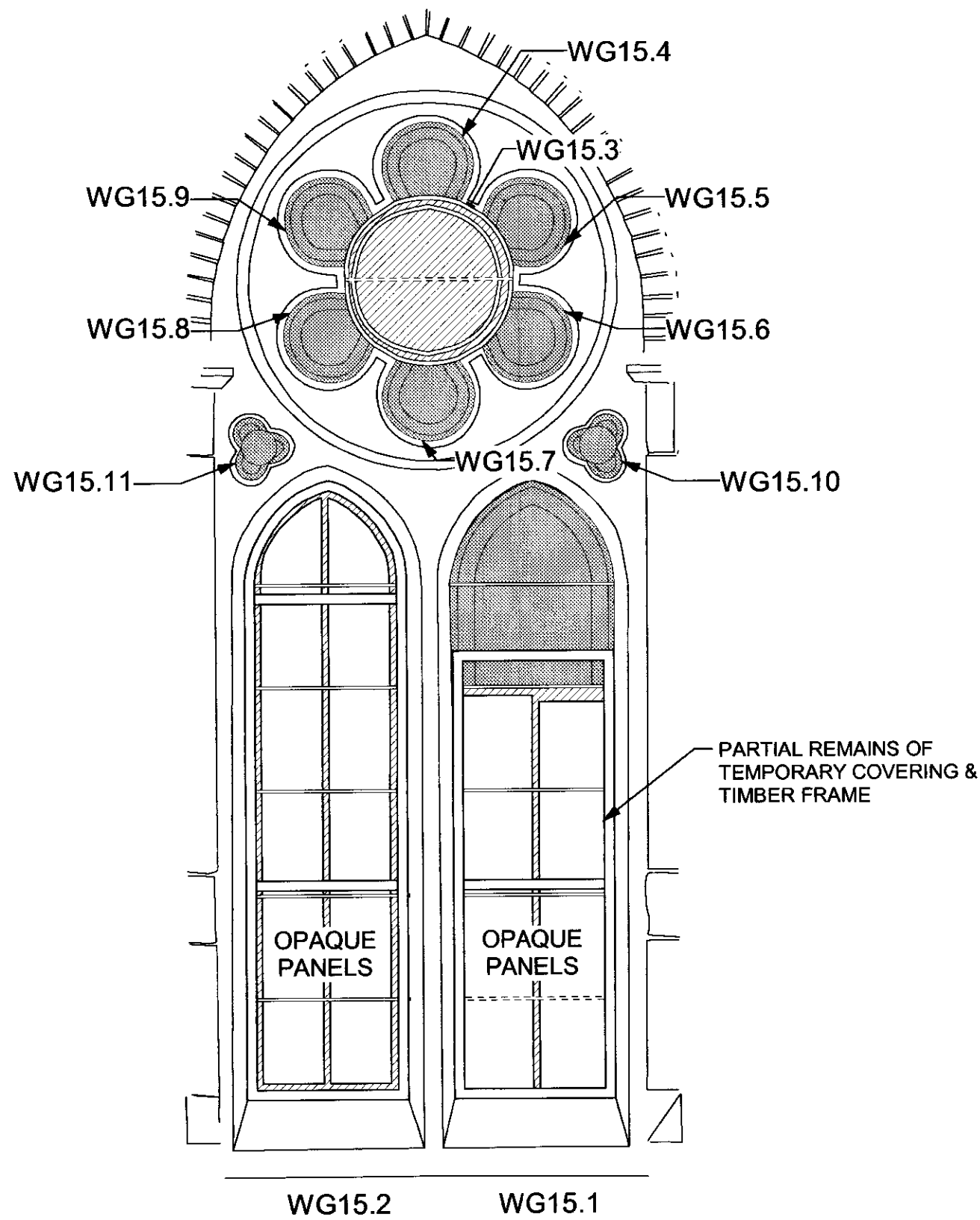
EXISTING STAINED GLASS : 



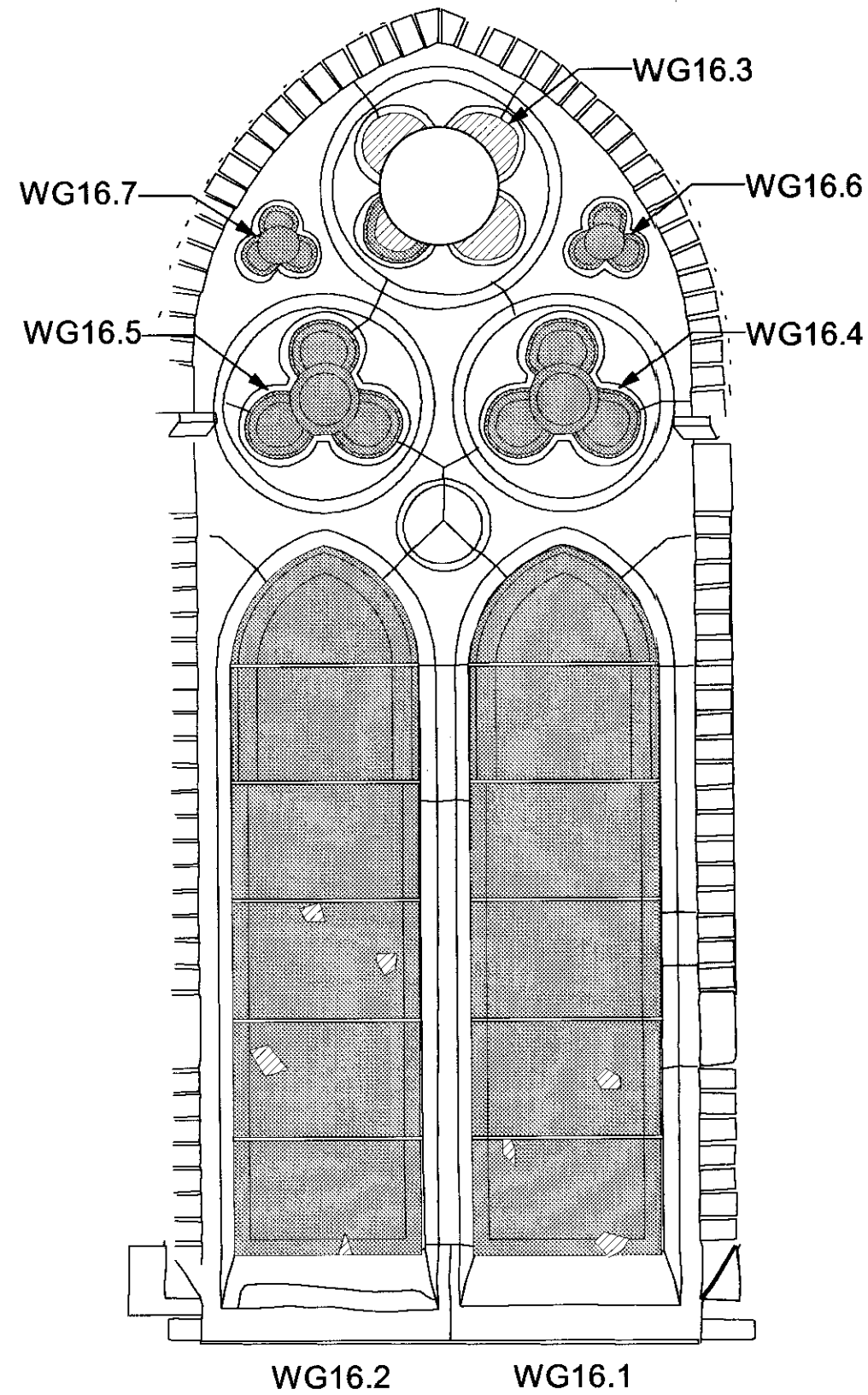
WG 13
(NORTH ELEVATION)
ENGLISH HERITAGE REF:
CLAYTON & BELL 1869



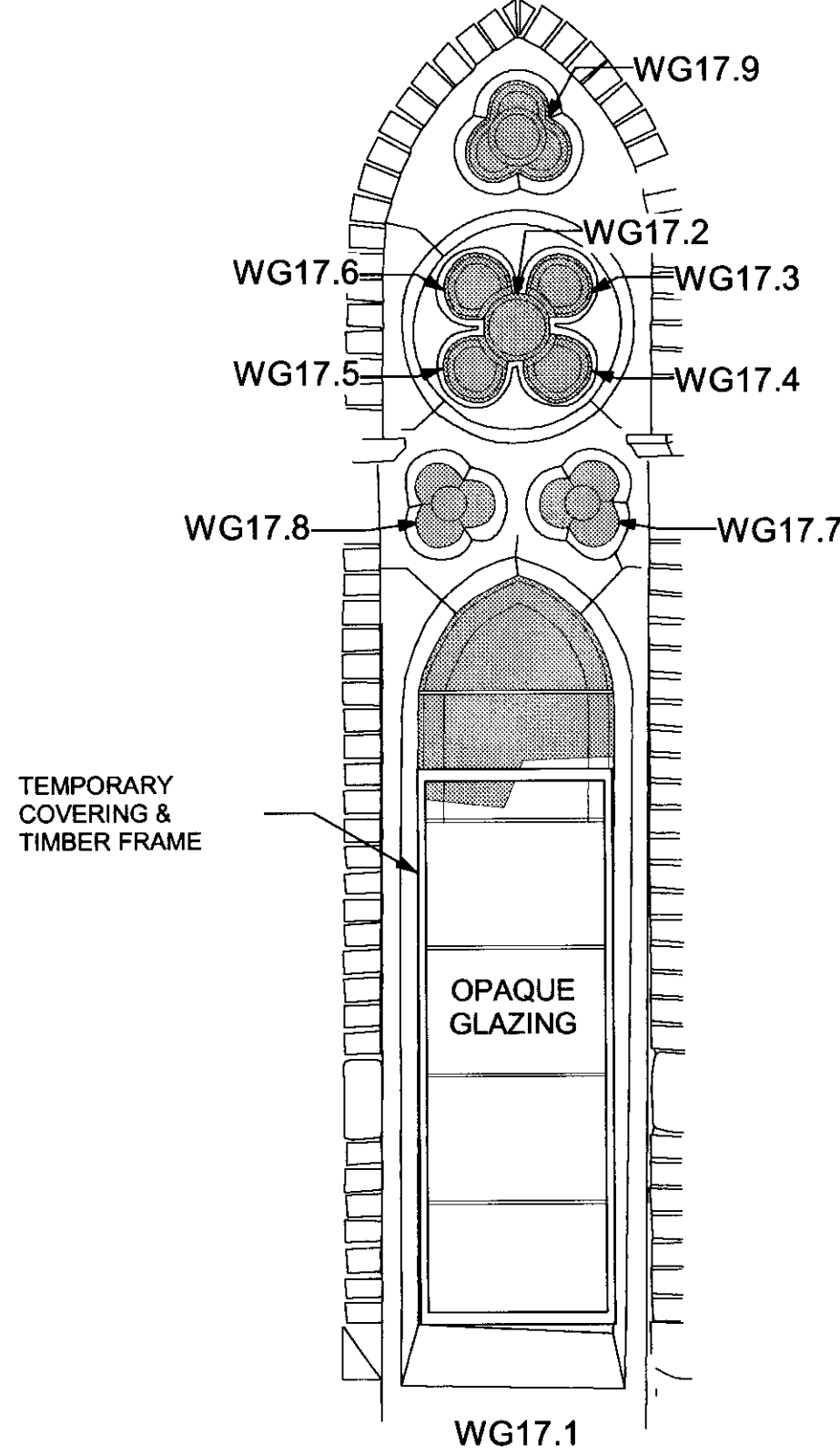
WG 14
(NORTH-EAST ELEVATION)
ENGLISH HERITAGE REF: CLAYTON & BELL
1869



WG 15
(EAST ELEVATION)
ENGLISH HERITAGE REF: CLAYTON & BELL
1869

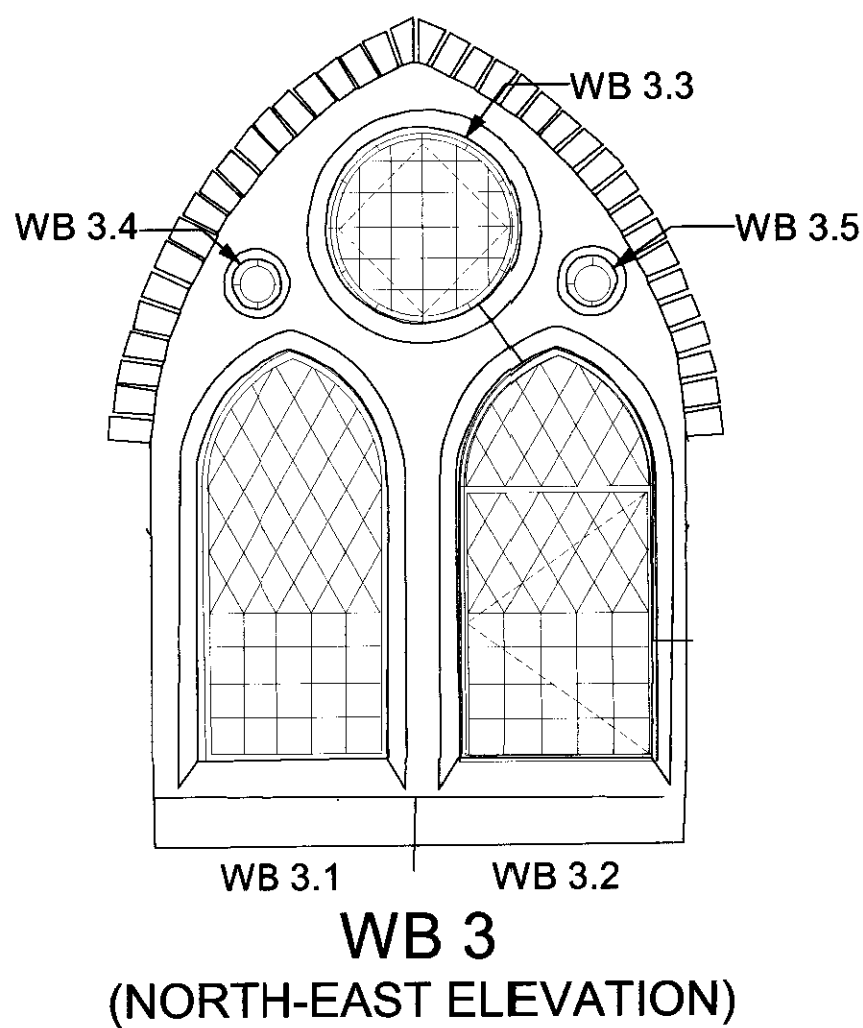


WG 16
(SOUTH EAST ELEVATION)
ENGLISH HERITAGE REF: CLAYTON & BELL
1869

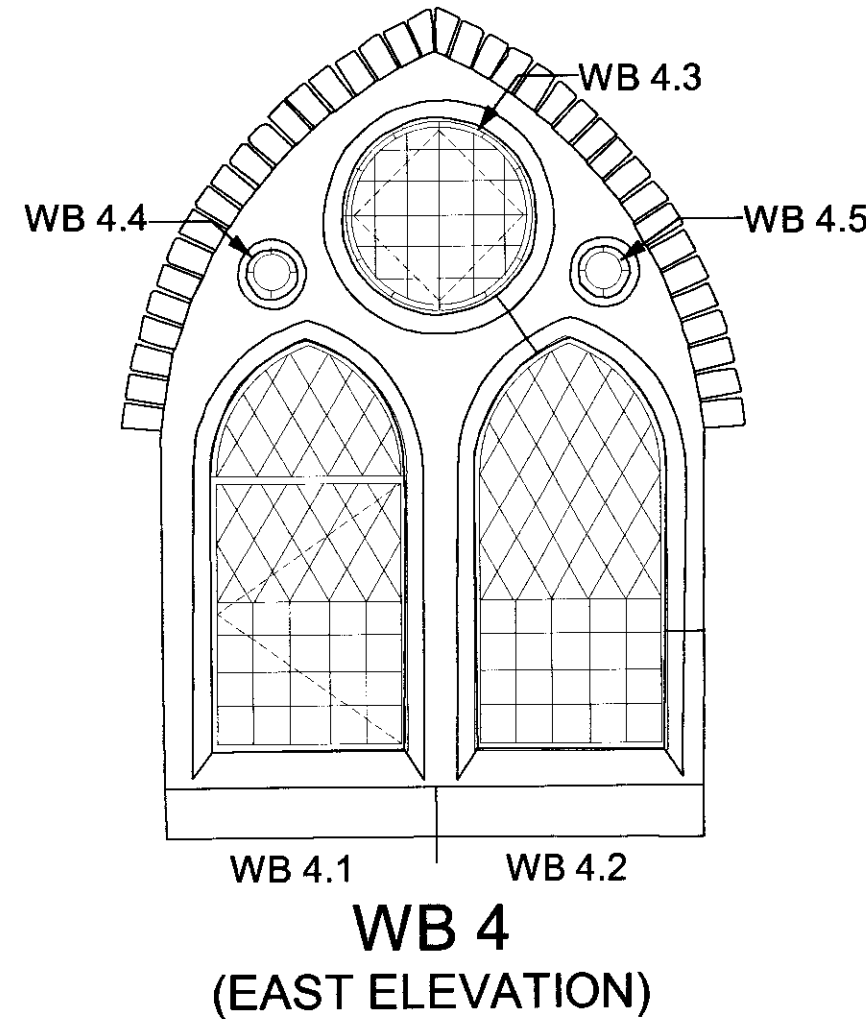


WG 17
(SOUTH ELEVATION)
ENGLISH HERITAGE REF: CLAYTON & BELL 1869

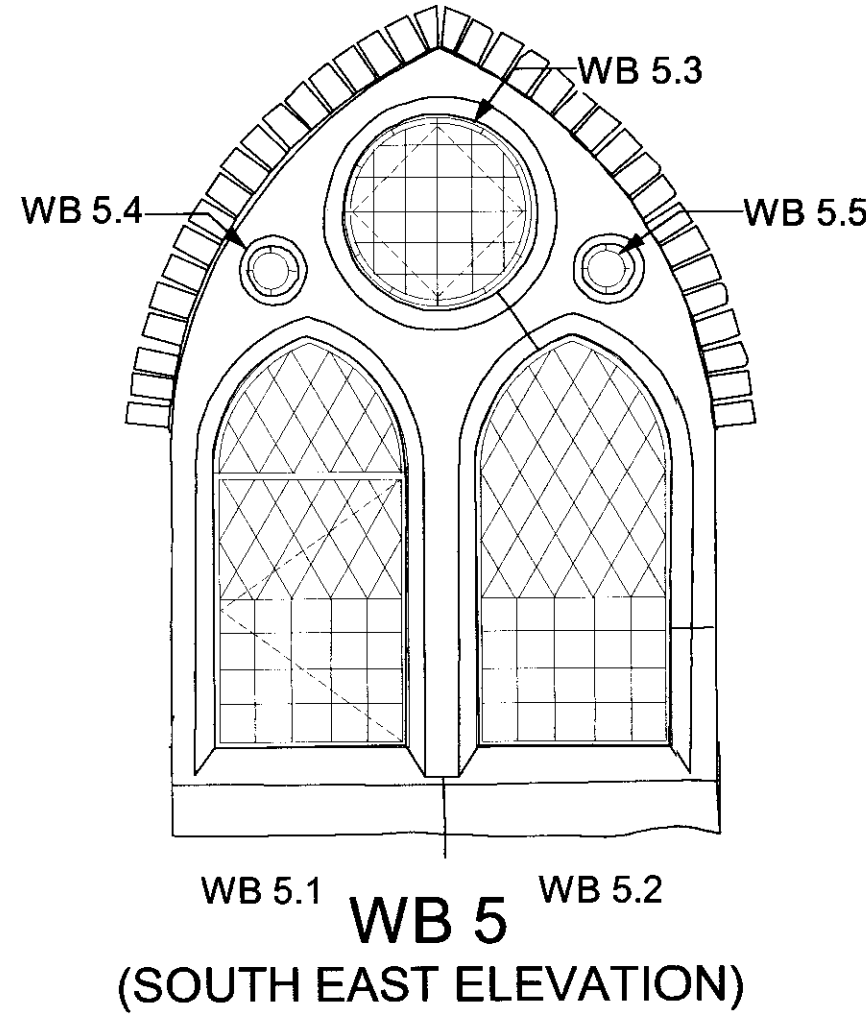
EAST END CRYPT
WINDOWS COMPLETED
IN PHASE 1



WB 3
(NORTH-EAST ELEVATION)



WB 4
(EAST ELEVATION)



WB 5
(SOUTH EAST ELEVATION)



RECEIVED

26 MAR 2007

ST STEPHENS, ROSSLYN HILL, LONDON NW3

drawing

EAST APSE WINDOWS
GLAZING: AS EXISTING

scale

1:20 @ A1

drawn

ELP

date

OCT 06

drawing number

2828 / 154

rev

rev

client

ST STEPHENS RESTORATION & PRESERVATION TRUST

ARP

ANTHONY RICHARDSON AND PARTNERS

ARCHITECTS AND QUANTITY SURVEYORS

31 OVAL ROAD LONDON NW1 7EA 0171 485 0991

This drawing is the property of ARP Anthony Richardson & Partners Ltd.

Copyright is reserved on them and the drawing is issued on the condition

that it is not copied, reproduced, related or disclosed to any third person

person without the written consent of the company

EAST END WINDOWS: NORTH & SOUTH TRANSEPTS
GLAZING AS EXISTING
(VIEWED FROM INSIDE)



FERRAMENTA LEGEND :

EXISTING SUPPORT BAR RETAINED :

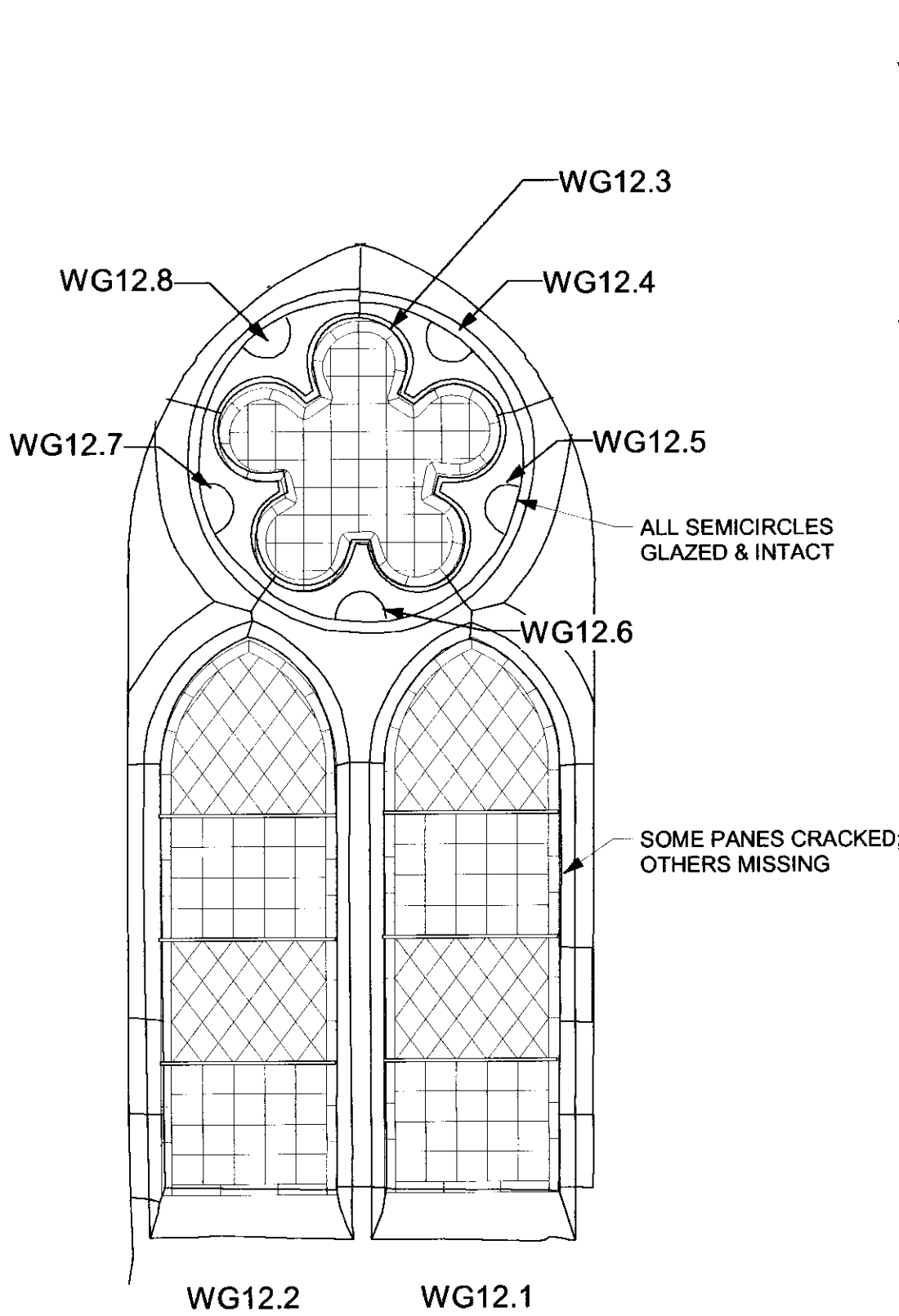
NEW SUPPORT BAR NEEDED :

EXISTING GLAZING LEGEND :

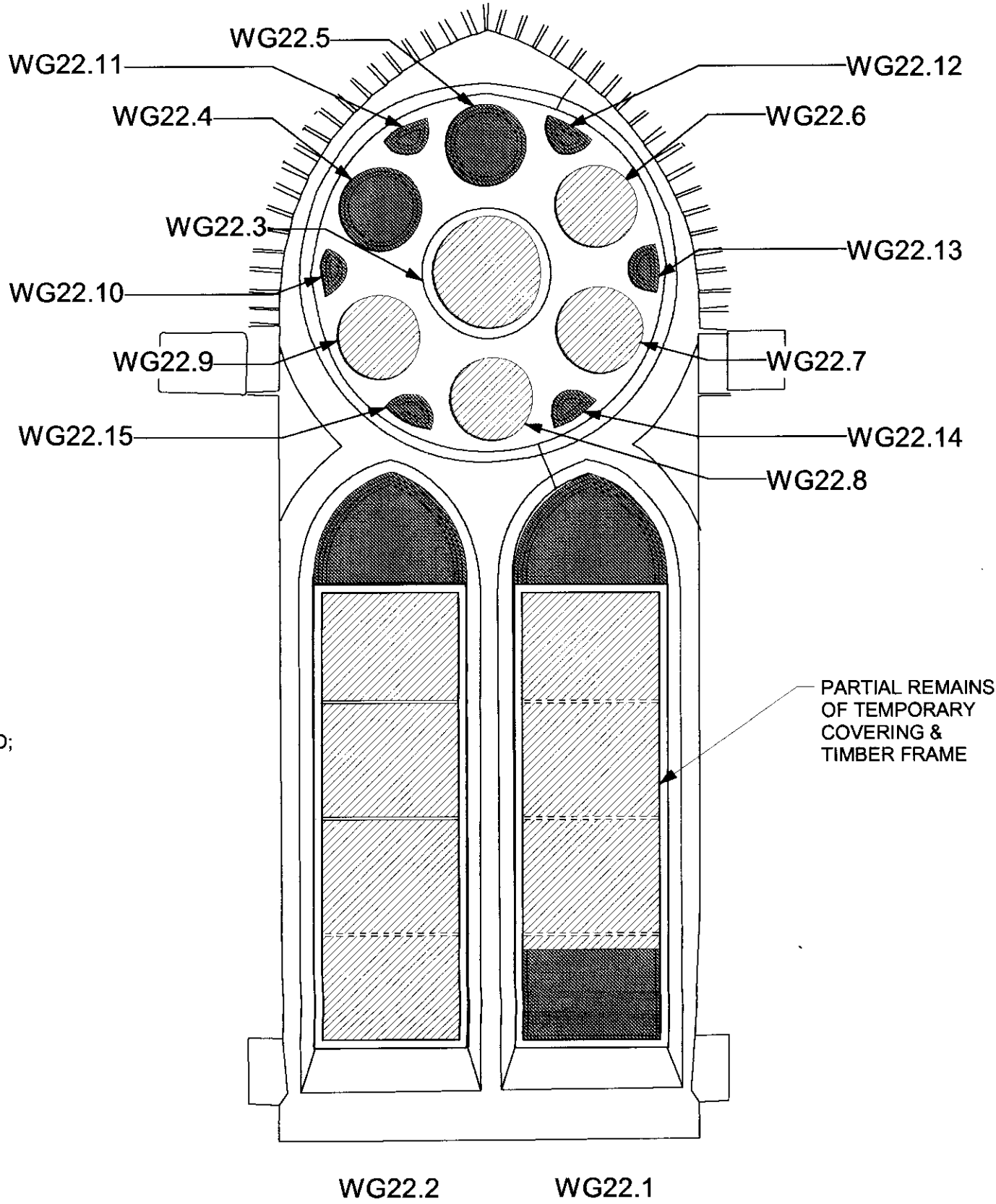
EXISTING LEADED PANES :

MISSING/BROKEN PANES :

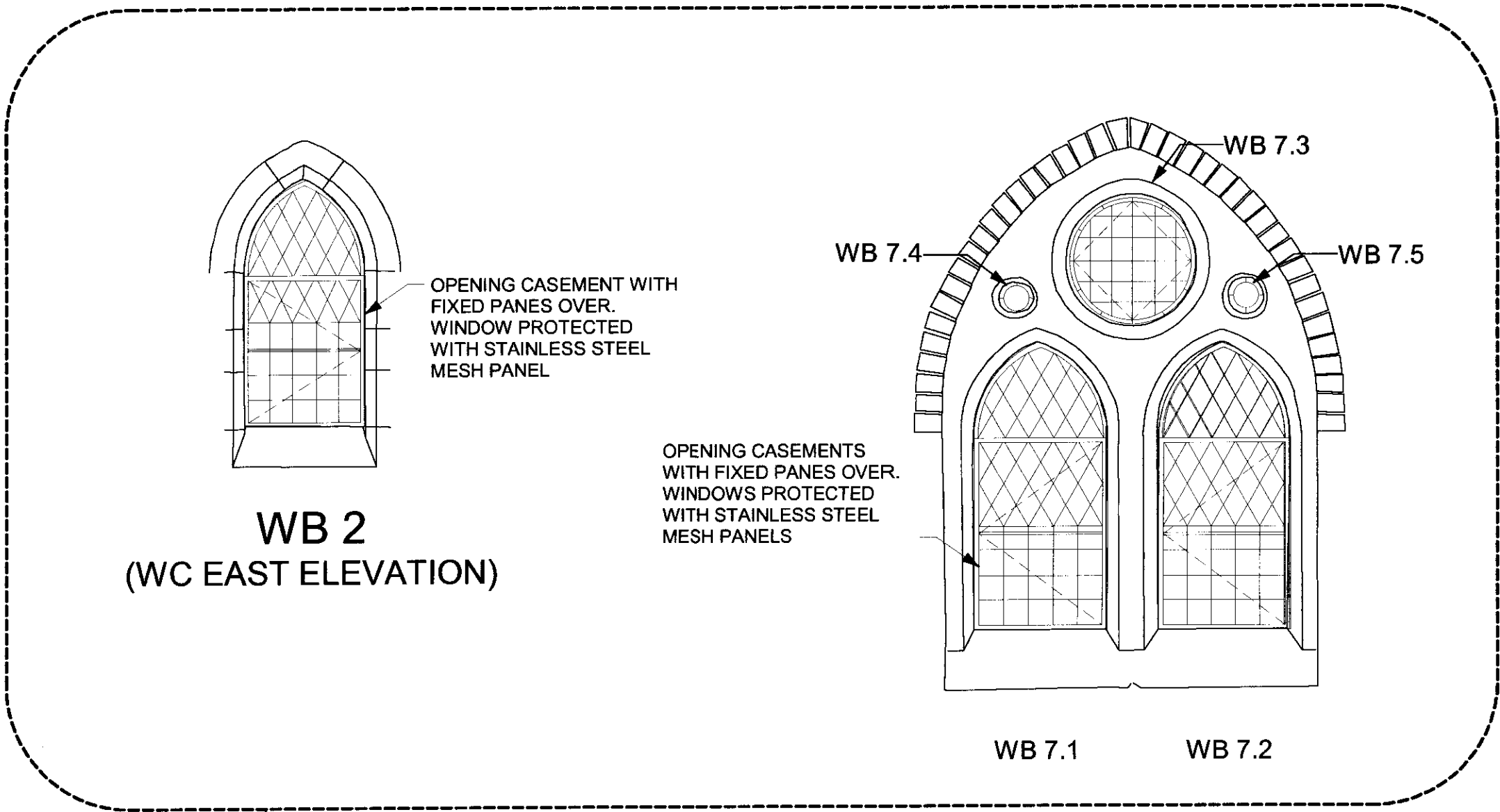
EXISTING STAINED GLASS:



WG 12
(NORTH TRANSEPT EAST ELEVATION)



WG 22
(SOUTH TRANSEPT EAST ELEVATION)
ENGLISH HERITAGE REF: CLAYTON & BELL 1874;
THOUGHT TO BE A MEMORIAL WINDOW TO TEULON



GLAZING WORKS
COMPLETED IN PHASE 1

WB 7
(VESTRY EAST ELEVATION)

WB 2
(WC EAST ELEVATION)

RECEIVED
26 MAR 2007

ST STEPHENS, ROSSLYN HILL, LONDON NW3

EAST WINDOWS NORTH & SOUTH TRANSEPTS
GLAZING AS EXTNG

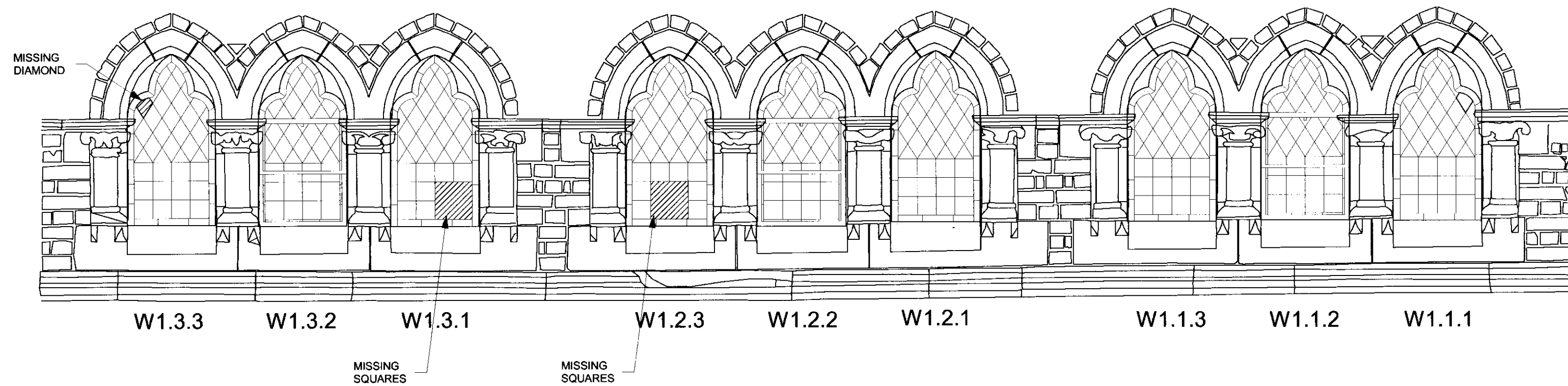
scale: 1:20 @ A1 drawn: EP date: OCT 06

drawing number: 2828 / 156

client: ST STEPHENS RESTORATION & PRESERVATION TRUST

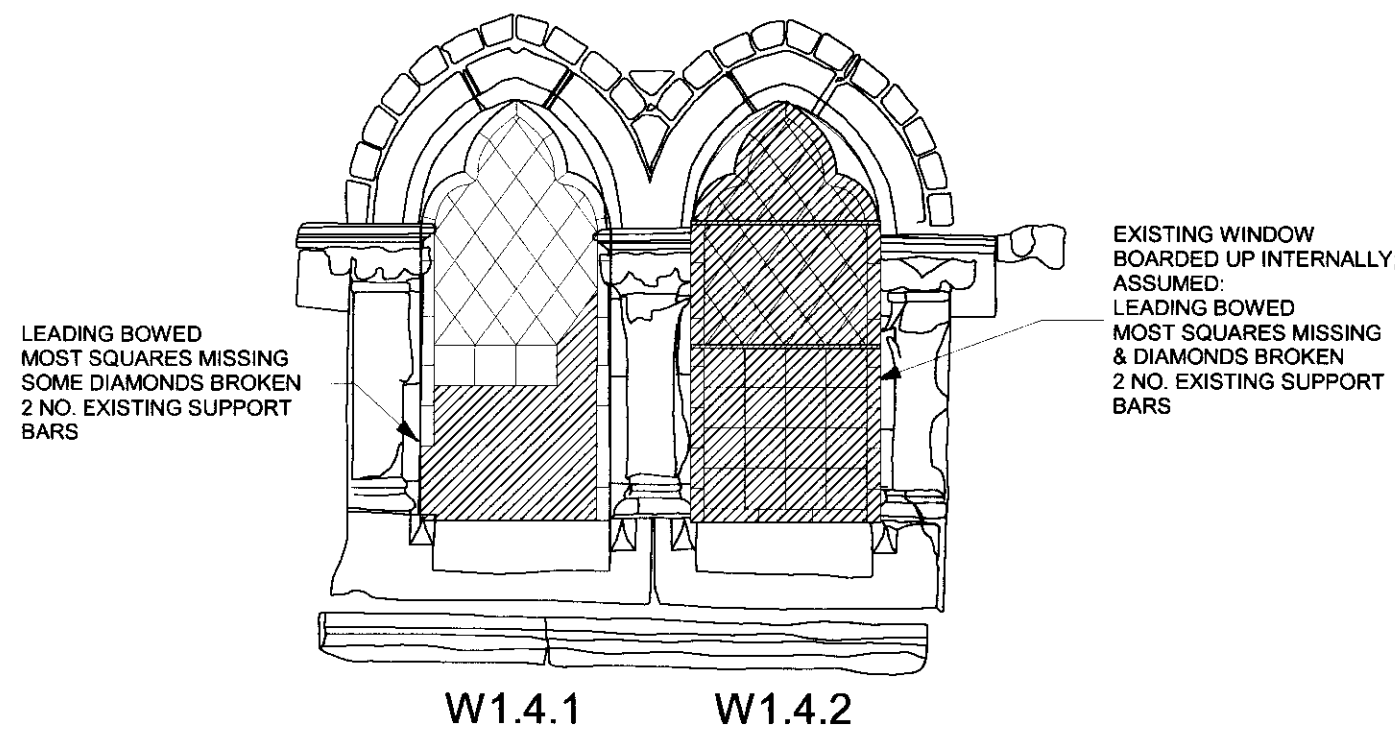
ARP ANTHONY RICHARDSON AND PARTNERS
ARCHITECTS AND QUANTITY SURVEYORS
31 OVAL ROAD LONDON NW1 7EA 0171 485 0991

This drawing is the property of ARP Anthony Richardson & Partners Ltd.
Copyright is reserved on them and the drawing is issued on the condition
that it is not copied, reproduced, retained or disclosed to any unauthorised
person either wholly or in part without the written consent of the Company

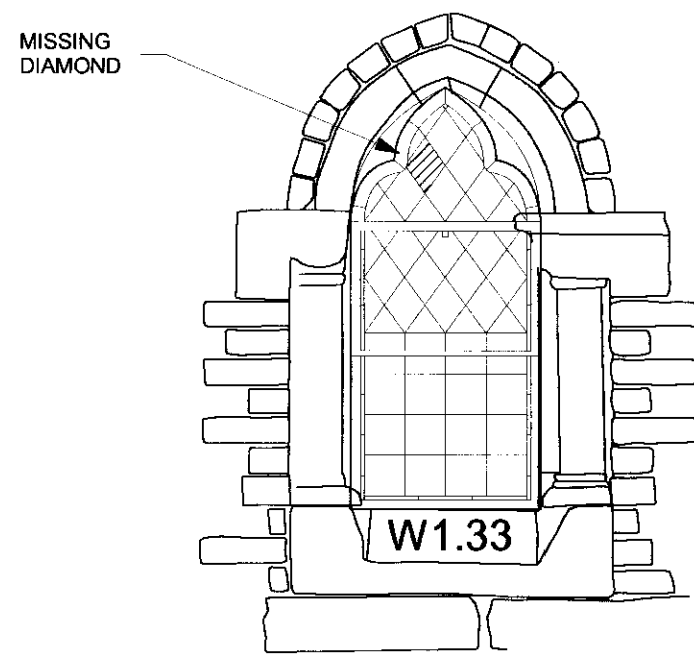


WEST ELEVATION (EXTERNAL)

GLAZING AS EXISTING : EXISTING
(VIEWED FROM OUTSIDE)



NORTH ELEVATION (EXTERNAL)



SOUTH ELEVATION (EXTERNAL)

REPAIRS TO FERRAMENTA LEGEND :

EXISTING SUPPORT BAR RETAINED :

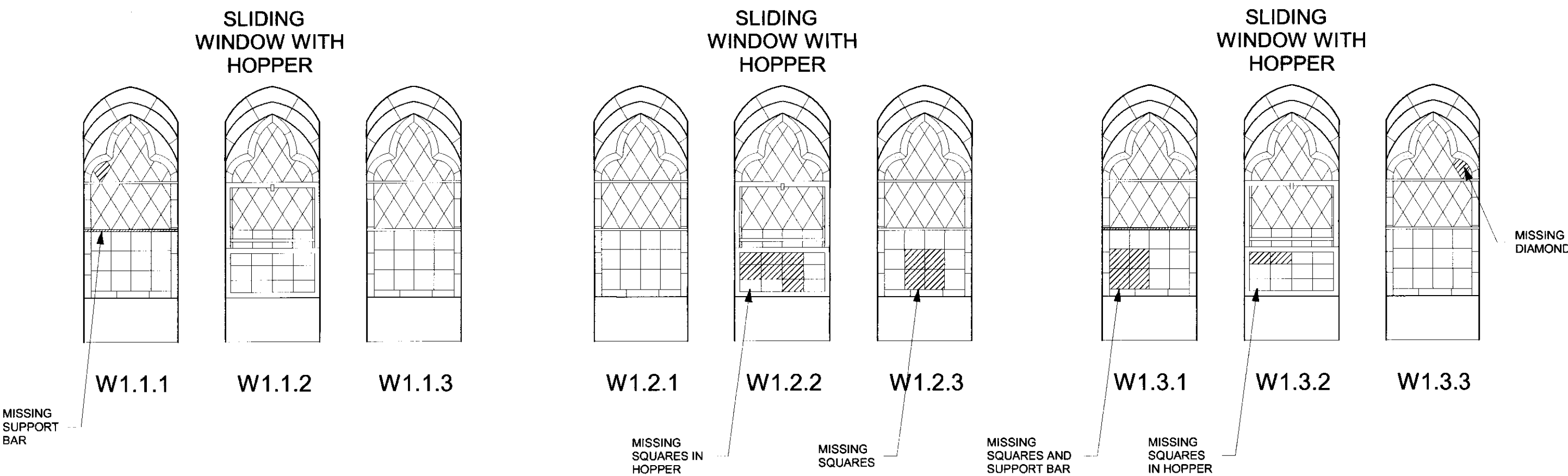
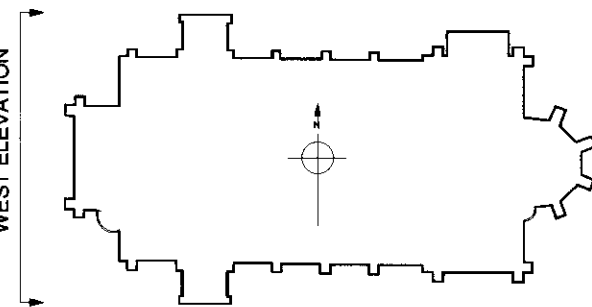
NEW SUPPORT BAR :

EXISTING GLAZING LEGEND :

EXISTING LEADED PANES :

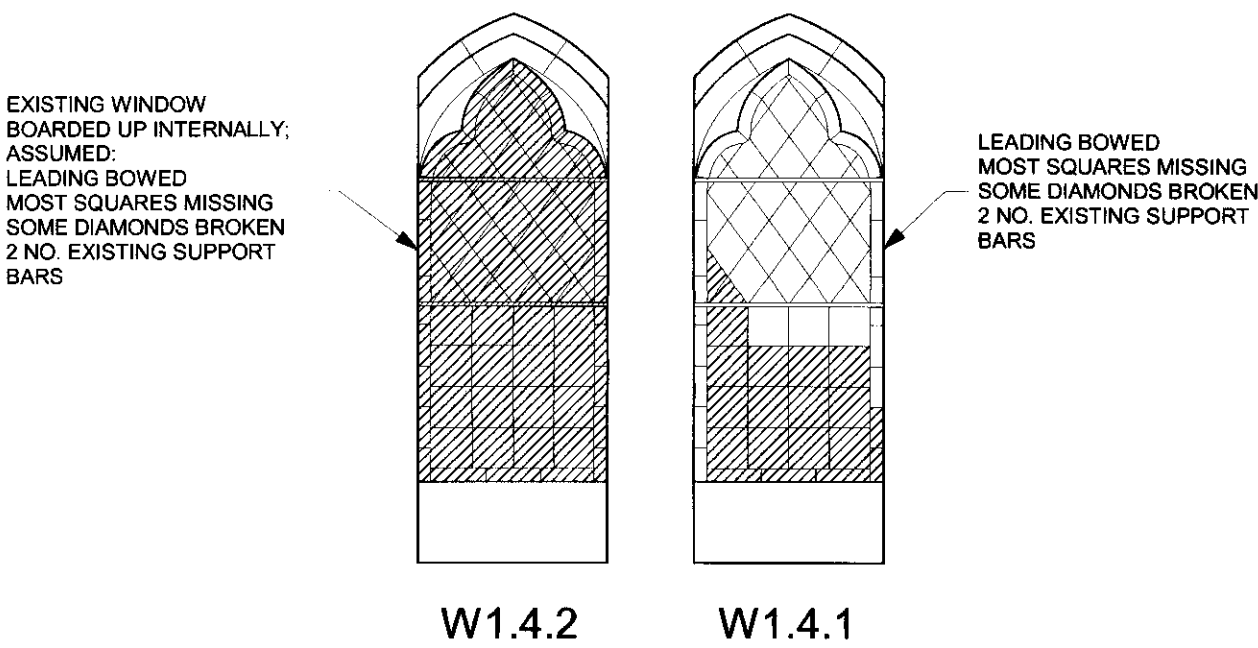
MISSING/BROKEN PANES :

LOCATION DIAGRAM

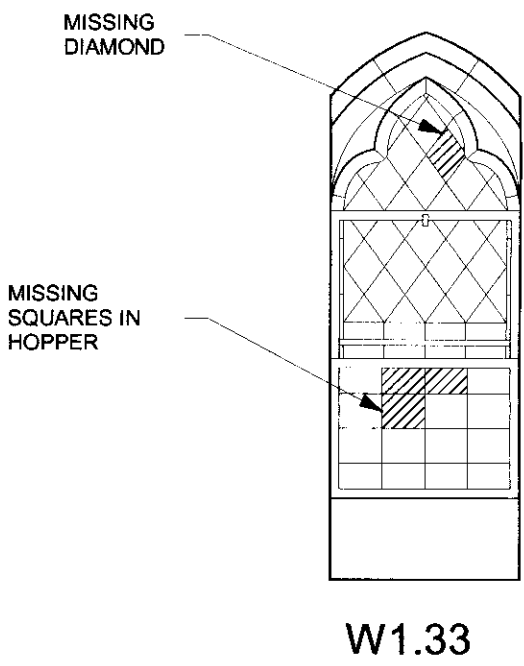


WEST ELEVATION (INTERNAL)

GLAZING AS EXISTING : EXISTING
(VIEWED FROM INSIDE)



NORTH ELEVATION (INTERNAL)



SOUTH ELEVATION (INTERNAL)

RECEIVED
26 MAR 2007

ST STEPHENS ROSSLYN HILL LONDON NW3

WEST GALLERY WINDOWS :
INTERNAL & EXTERNAL GLAZING AS EXTNG

scale 1:20 @ A1 drawn ELP date SEPT 06

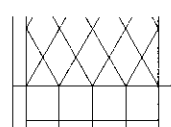


drawing number 2828 / 157 rev

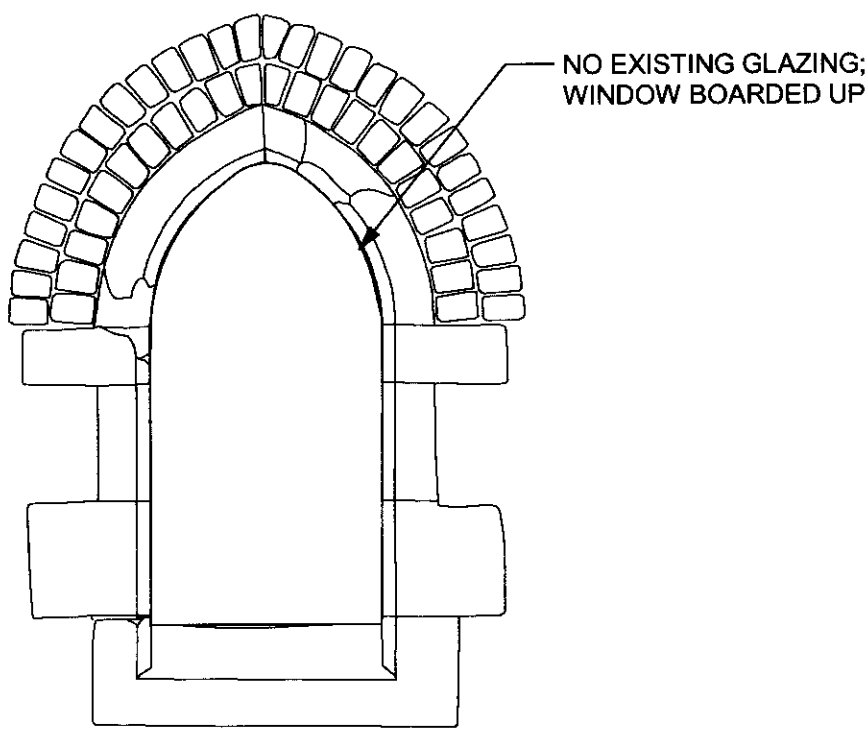
client ST STEPHENS RESTORATION & PRESERVATION TRUST

ARP ANTHONY RICHARDSON AND PARTNERS
ARCHITECTS AND QUANTITY SURVEYORS
310 VAL ROAD LONDON NW1 7EA 020 7485 0991
This drawing is the property of ARP Anthony Richardson & Partners Ltd.
Copyright is reserved on them and the drawing is issued on the condition
that it is not copied, reproduced, related or disclosed to any unauthorized
person without the written consent of the Company.

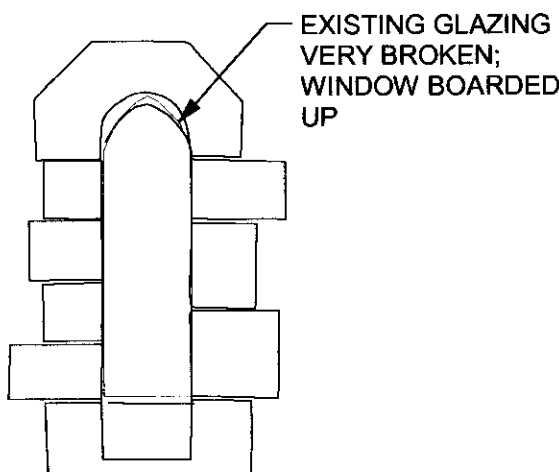
PORCHES, WEST GALLERY TOWER & NORTH
TRANSEPT WINDOWS:
GLAZING AS EXISTING
(VIEWED FROM OUTSIDE)

FERRAMENTA LEGEND :
EXISTING SUPPORT BAR RETAINED : ———
NEW SUPPORT BAR NEEDED : - - - - -


EXISTING GLAZING LEGEND :
EXISTING LEADED PANES : 
MISSING/BROKEN PANES : 
EXISTING STAINED GLASS: 



WB 1
BOILER ROOM

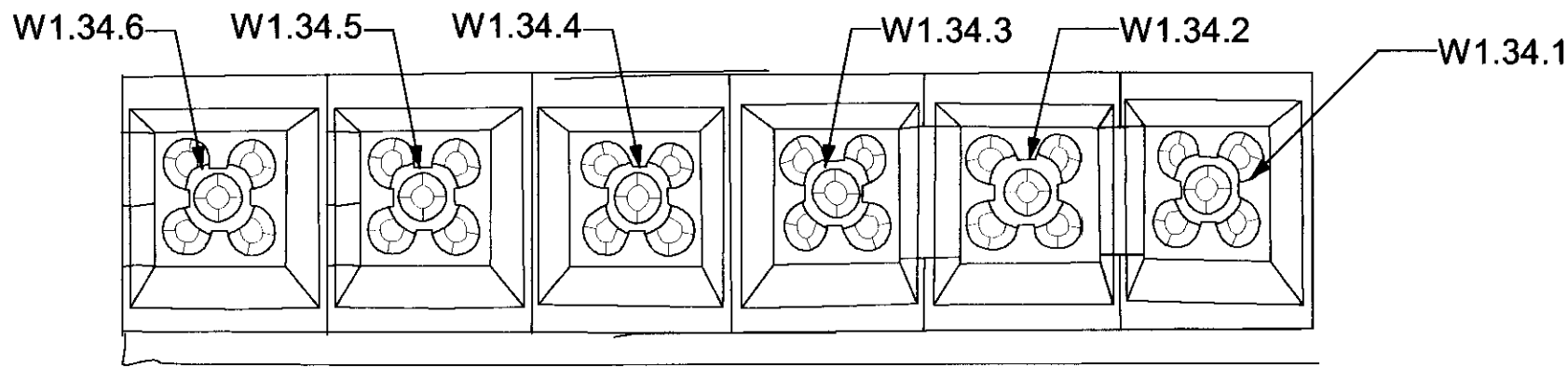


WB 6
EAST
STAIRCASE
TOWER

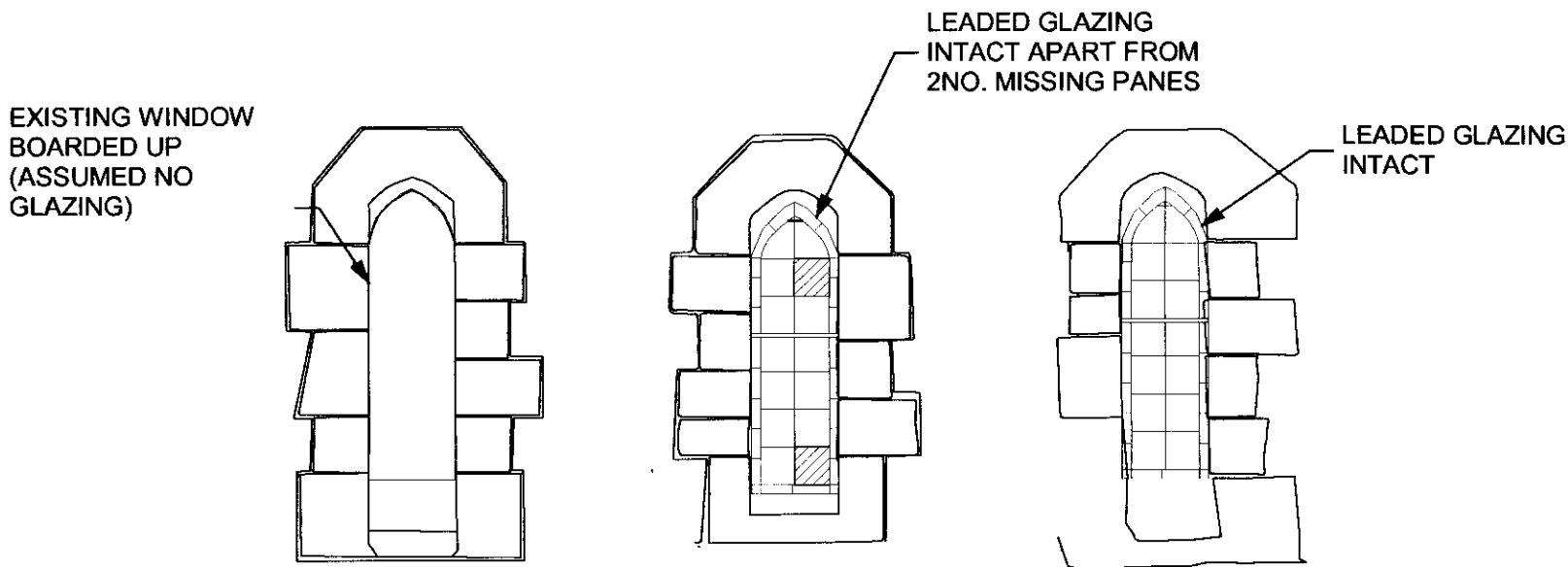


WG 11 WG 10 WG 9
MANAGER'S OFFICE

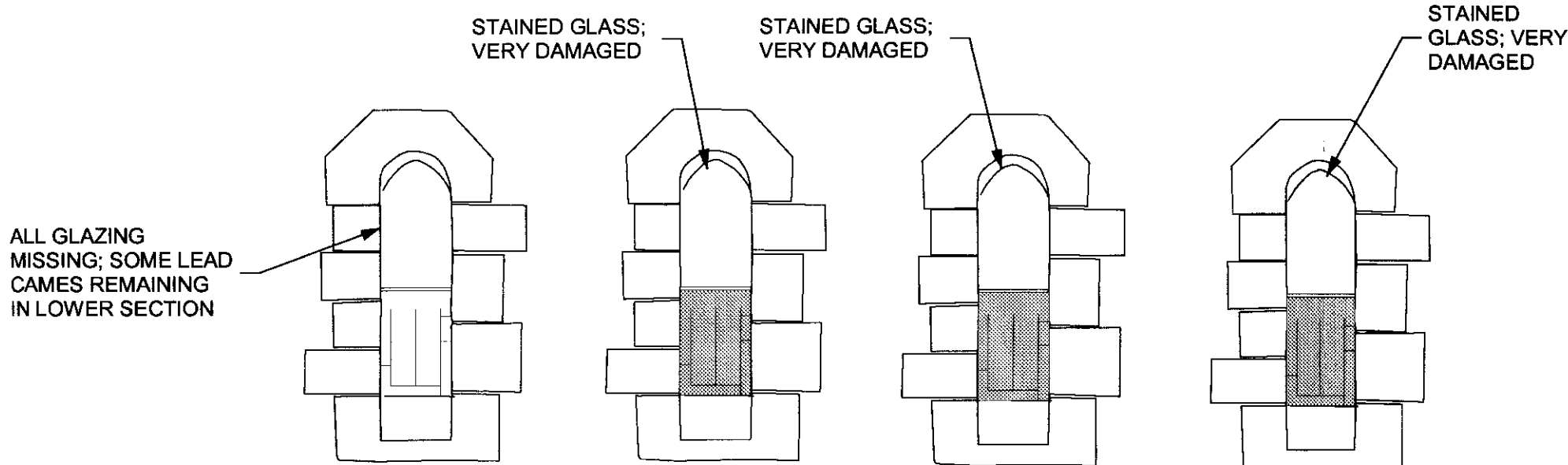
NOTE : GLAZING PATTERN TO BE CHECKED ONCE BOARDING REMOVED



W1. 34

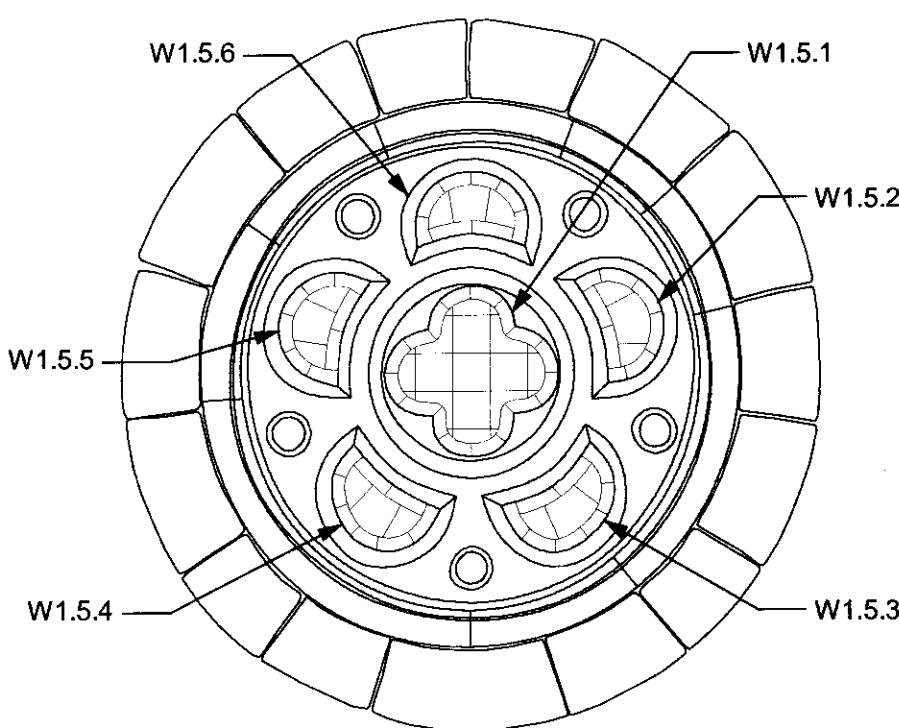


WG.32 WG.33 WG.34
WEST GALLERY STAIRCASE TOWER

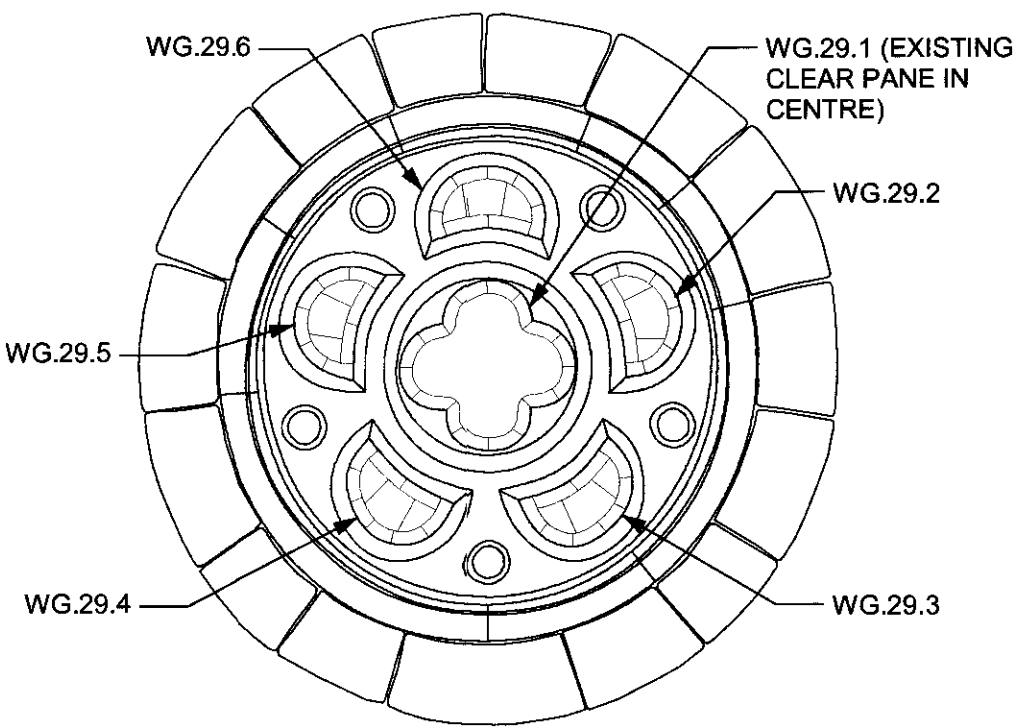


WG 18 WG 19 WG 20 WG 21

EAST STAIRCASE
TOWER



W1.5
NORTH PORCH



WG.29
SOUTH PORCH



RECEIVED
26 MAR 2007

ST STEPHENS, ROSSLYN HILL, LONDON NW3


PORCHES, WEST TOWER & NORTH TRANSEPT
WINDOWS: EXISTING GLAZING

Scale 1:20 @ A1 Drawn ELP Date DEC 06

Drawing number 2828 / 158 Rev

ST STEPHENS RESTORATION & PRESERVATION TRUST

ARP ANTHONY RICHARDSON AND PARTNERS
ARCHITECTS AND QUANTITY SURVEYORS
3 TOVAL ROAD LONDON NW1 7EA 0171 486 0981
This drawing is the property of ARP Anthony Richardson & Partners Ltd.
Copyright is reserved on them and the drawing is issued on the condition
that it is not copied, reproduced, retained or disclosed to any unauthorised
person either wholly or in part without the written consent of the Company



NOTES

1. Do not scale from drawing, use figured dimensions only after checking. Report any discrepancies or omissions to architect before ordering materials or putting work in hand.
2. Where any drawing is to be read in conjunction with any other drawing, including a specialist's drawing, the two drawings shall be cross-checked and any discrepancies in the work shown, including the dimensions, reported to the architect before the work is put in hand.
3. Where work to an existing building is involved, figured dimensions shown on drawings including those of specialists, shall be verified by measurement of the building and any discrepancy reported to the architect before the work is put in hand.

RECEIVED
26 MAR 2007

ST STEPHENS, ROSSLYN HILL, HAMPSTEAD
LONDON NW3 2PP

Drawing
EAST-WEST SECTION FACING NORTH
EXISTING SHOWING PH1

Scale
1: 50@A1
Drawn
CW
Date
MAY/06

Drawing number
2828 / 160

Client
ST STEPHENS RESTORATION & PRESERVATION TRUST

ARP

ANTHONY RICHARDSON AND PARTNERS TEL: 020 7465 0991
ARCHITECTS AND QUANTITY SURVEYORS FAX: 020 7462 4622
31 OVAL ROAD CAMDEN TOWN LONDON NW1 7EA EMAIL: mail@arparchitects.co.uk

This drawing is the property of ARP Anthony Richardson & Partners Ltd. Copyright is reserved on them and the drawing is issued on the condition that it is not copied, reproduced, altered or distributed to any unauthorized person either orally or in print without the written consent of the Company.