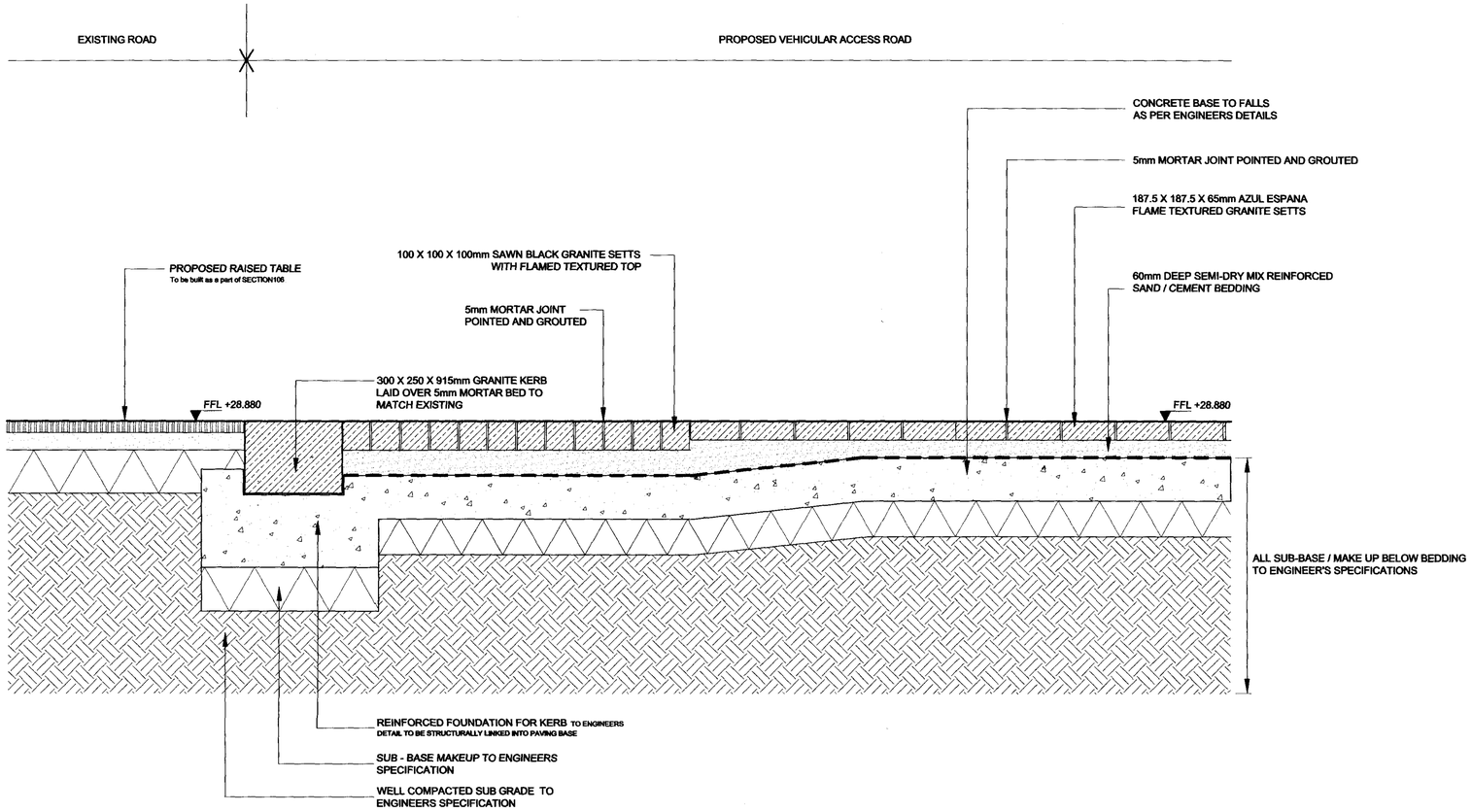

1 / 901 SECTION THROUGH GRANITE VEHICULAR PAVING AND EXISTING ROAD
SCALE 1:10

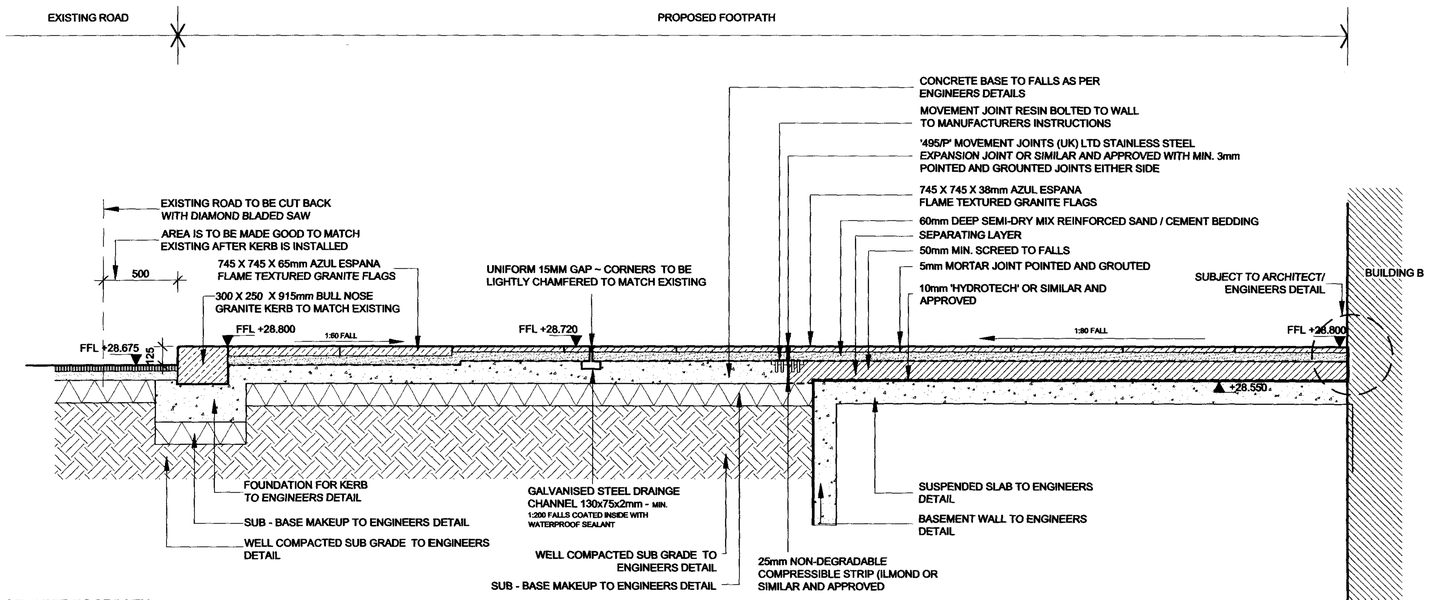

2 / 901 SECTION THROUGH GRANITE FOOTPATH
SCALE 1:20

A1

NOTES:

1. All construction base layers to engineers specification.
2. All dimensions are in millimeters unless otherwise specified.
3. All drainage below existing slab to engineer's details
4. All steelwork to be galvanised unless otherwise stated.
5. Reinforcement for Semi-Dry MIX Cement/Sand bed to be A98 mesh.
7. All concrete structures / members to structural engineer's / architect's detail
8. All supports / fixings to manufacturer's / engineer's detail.
9. All exposed concrete faces to waterproofing engineer's / contractor's details.
10. All tree supporting measures to contractors design
11. All eyebolts to be stainless steel unless otherwise specified and to Engineers detail
12. All trees / shrubs / hedges planted at nursery level
13. All levels in metres
14. Any discrepeancies shall be brought to the notice of EDCO DESIGN LONDON Limited in writing

LEGEND

- STONE
- MULCH
- SEMI-DRY SAND / CEMENT BASE MIX
- SCREED
- SEPARATING LAYER
- APPROVED TOP SOIL/ WELL COMPACTED BASE
- APPROVED SUB SOIL
- WATERPROOFING LAYER TO ENGINEER'S DETAIL
- GRAVEL
- DRAINAGE LAYER
- CONCRETE TO ENGINEER'S DETAIL
- SUB-BASE TO ENGINEERS DETAIL

no.	revision	date	by	check

DO NOT SCALE

Copyright EDCO Design Chartered Landscape Architects 2006

status PLANNING

project REGENT'S PLACE-OSNABURGH STREET
client BRITISH LAND
architect TERRY FARRELL AND PARTNERS
engineer WSP Cantor Seinuk

RECEIVED

EDCO Design

EDCO Design London Limited
Chartered Landscape Architects
Durham House, 4th floor
Amity Grove
London
SW20 0LG
tel: 020 8944 9856
fax: 020 8946 3220
E.mail: mail@edcodesign.com

DETAILS

scale AS SHOWN drawn by AM date 11 08 06 checked DC

C158-OSN-D-901 rev

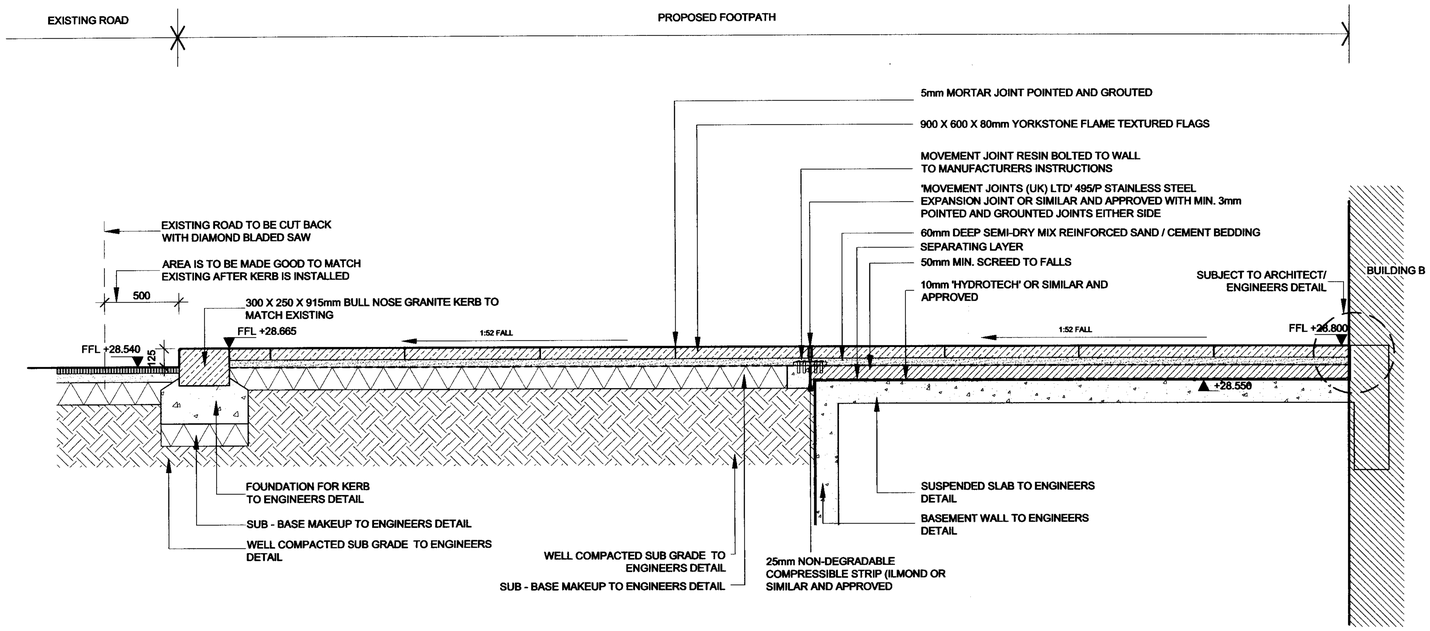

3 / 902 SECTION THROUGH YORKSTONE FOOTPATH
SCALE 1:20

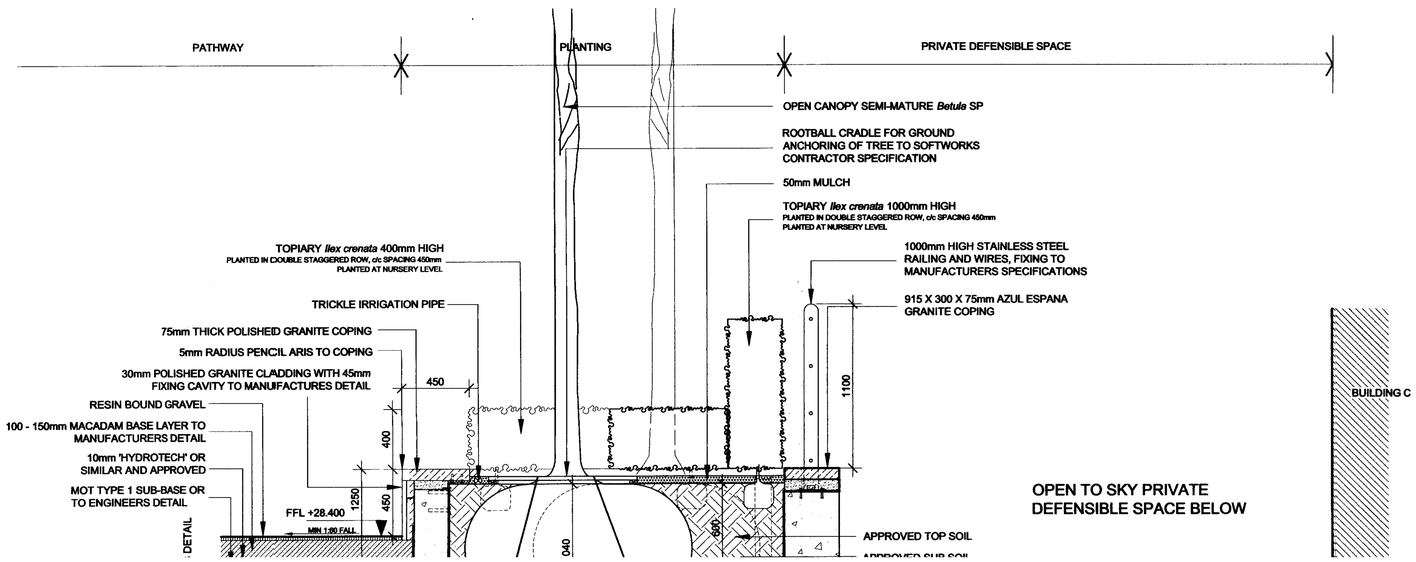

NOTES:

1. All construction base layers to engineers specification.
2. All dimensions are in millimeters unless otherwise specified.
3. All drainage below existing slab to engineer's details
4. All steelwork to be galvanised unless otherwise stated.
5. Reinforcement for Semi-Dry MIX Cement/Sand bed to be A98 mesh.
7. All concrete structures / members to structural engineer's / architect's detail
8. All supports / fixings to manufacturer's / engineer's detail.
9. All exposed concrete faces to waterproofing engineer's / contractor's details.
10. All tree supporting measures to contractors design
11. All eyebolts to be stainless steel unless otherwise specified and to Engineers detail
12. All trees / shrubs / hedges planted at nursery level
13. All levels in metres
14. Any discrepeancies shall be brought to the notice of EDCO DESIGN LONDON Limited in writing

LEGEND

- STONE
- MULCH
- SEMI-DRY SAND / CEMENT BASE MIX
- SCREED
- SEPARATING LAYER
- APPROVED TOP SOIL/ WELL COMPACTED BASE
- APPROVED SUB SOIL
- WATERPROOFING LAYER TO ENGINEER'S DETAIL
- GRAVEL
- DRAINAGE LAYER
- CONCRETE TO ENGINEER'S DETAIL
- SUB-BASE TO ENGINEERS DETAIL

no.	revision	date	by	check

DO NOT SCALE

Copyright EDCO Design Chartered Landscape Architects 2006

status PLANNING

project REGENT'S PLACE-OSNABURGH STREET
client BRITISH LAND
architect TERRY FARRELL AND PARTNERS
engineer WSP Cantor Seinuk

RECEIVED

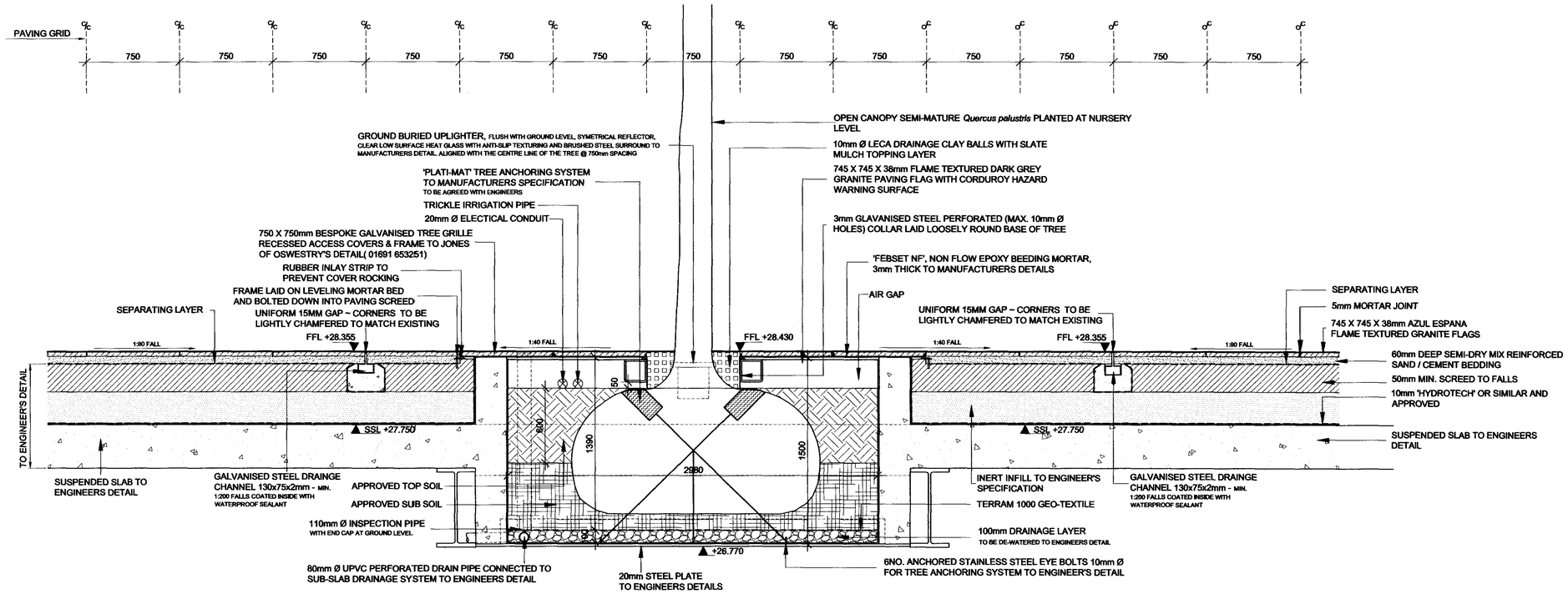

6 / 903 SECTION THROUGH TREE PIT
SCALE 1:20

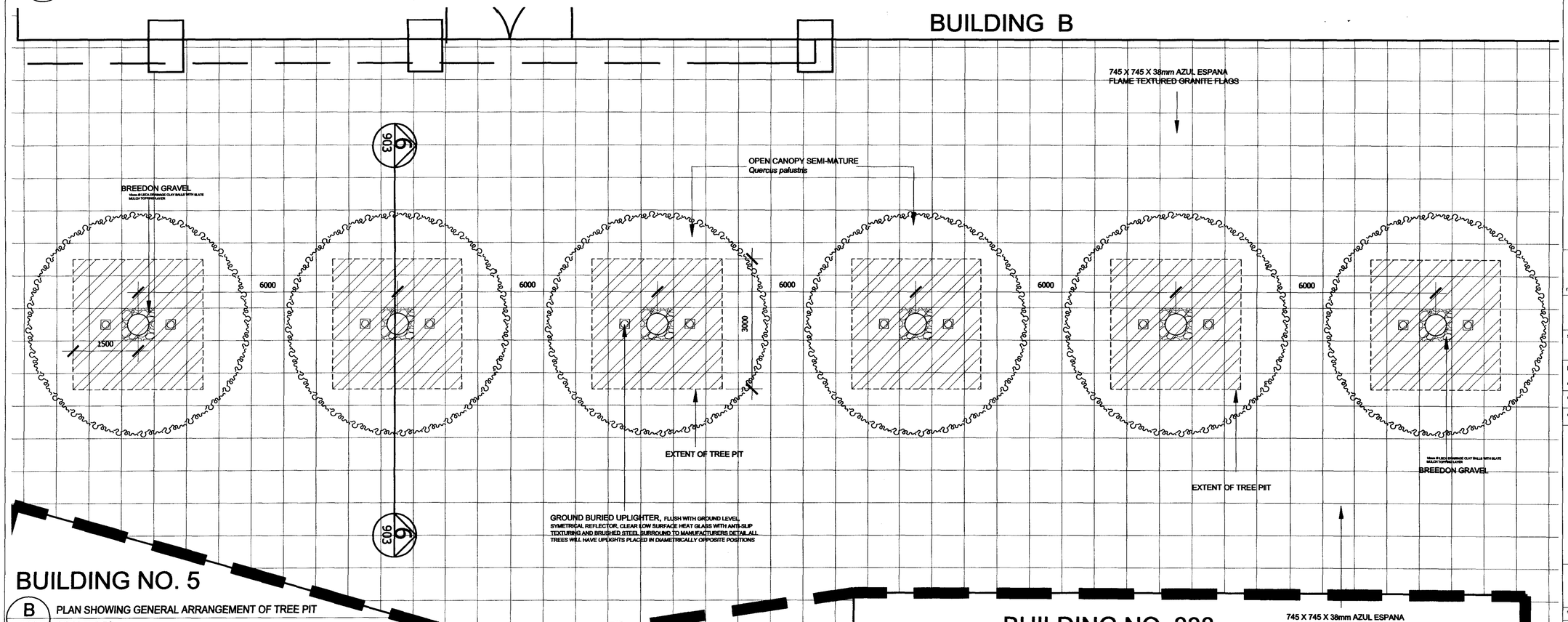

B / 903 PLAN SHOWING GENERAL ARRANGEMENT OF TREE PIT
SCALE 1:50

NOTES:

1. All construction base layers to engineers specification.
2. All dimensions are in millimeters unless otherwise specified.
3. All drainage below existing slab to engineer's details
4. All steelwork to be galvanised unless otherwise stated.
5. Reinforcement for Semi-Dry MIX Cement/Sand bed to be A98 mesh.
7. All concrete structures / members to structural engineer's / architect's detail
8. All supports / fixings to manufacturer's / engineer's detail.
9. All exposed concrete faces to waterproofing engineer's / contractor's details.
10. All tree supporting measures to contractors design
11. All eyebolts to be stainless steel unless otherwise specified and to Engineers detail
12. All trees / shrubs / hedges planted at nursery level
13. All levels in metres
14. Any discrepeancies shall be brought to the notice of EDCO DESIGN LONDON Limited in writing

LEGEND

- STONE
- MULCH
- SEMI-DRY SAND / CEMENT BASE MIX
- SCREED
- SEPARATING LAYER
- APPROVED TOP SOIL/ WELL COMPACTED BASE
- APPROVED SUB SOIL
- WATERPROOFING LAYER TO ENGINEER'S DETAIL
- GRAVEL
- DRAINAGE LAYER
- CONCRETE TO ENGINEER'S DETAIL
- SUB-BASE TO ENGINEERS DETAIL

no.	revision	date	by	check

DO NOT SCALE

Copyright EDCO Design Chartered Landscape Architects 2006

status: PLANNING

project: REGENT'S PLACE-OSNABURGH STREET
client: BRITISH LAND
architect: TERRY FARRELL AND PARTNERS
engineer: WSP Cantor Seinuk

RECEIVED - 3 APR 2007

EDCO Design
EDCO Design London Limited
Chartered Landscape Architects
Durham House, 4th floor
Amity Grove
London
SW20 0LG
tel: 020 8944 9856
fax: 020 8946 3220
E.mail: mail@edcodesign.com

DETAILS

scale: AS SHOWN | drawn by: AM | date: 11 08 06 | checked: DC

C158-OSN-D-903 rev

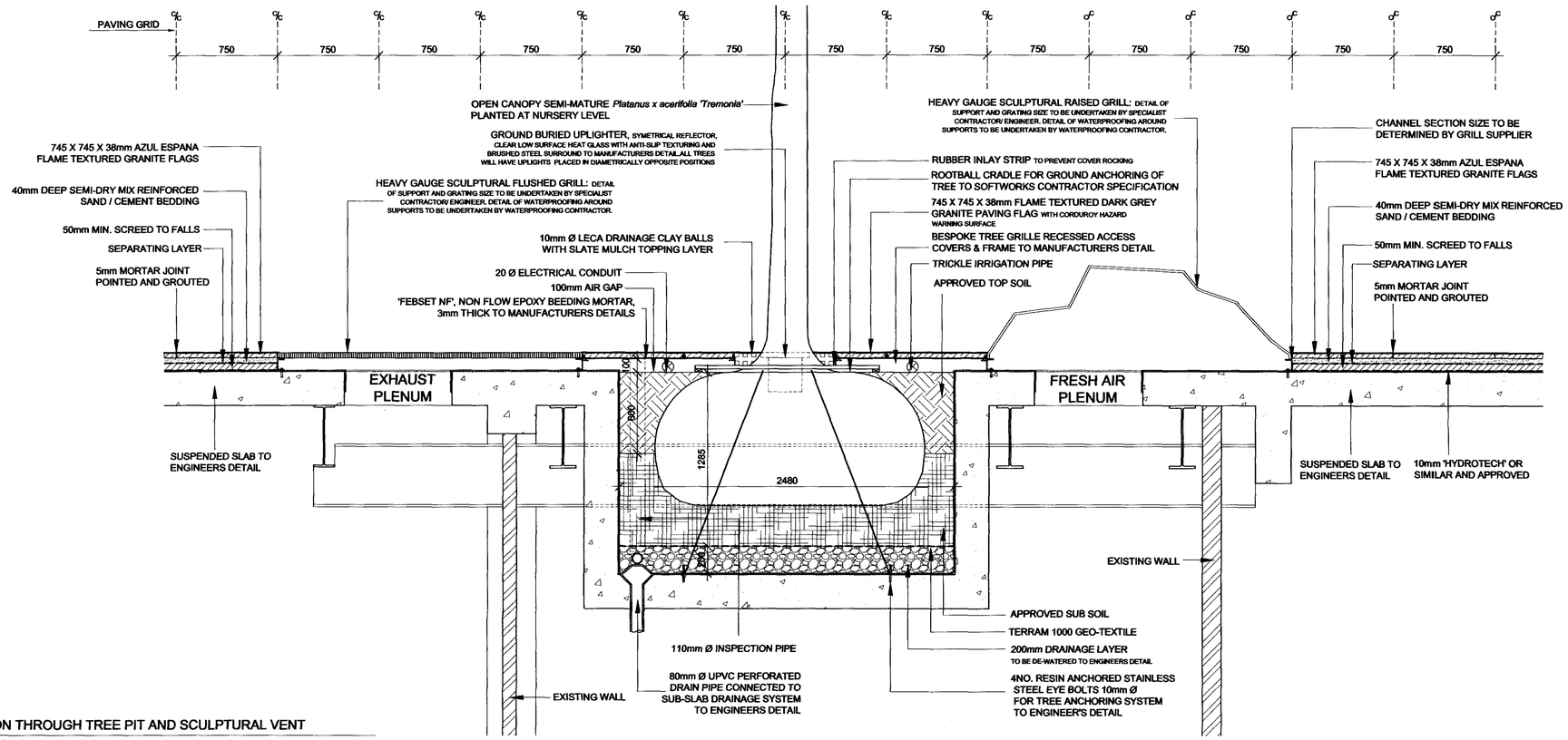

9 / 904 SECTION THROUGH TREE PIT AND SCULPTURAL VENT
SCALE 1:20

BUILDING NO. 5

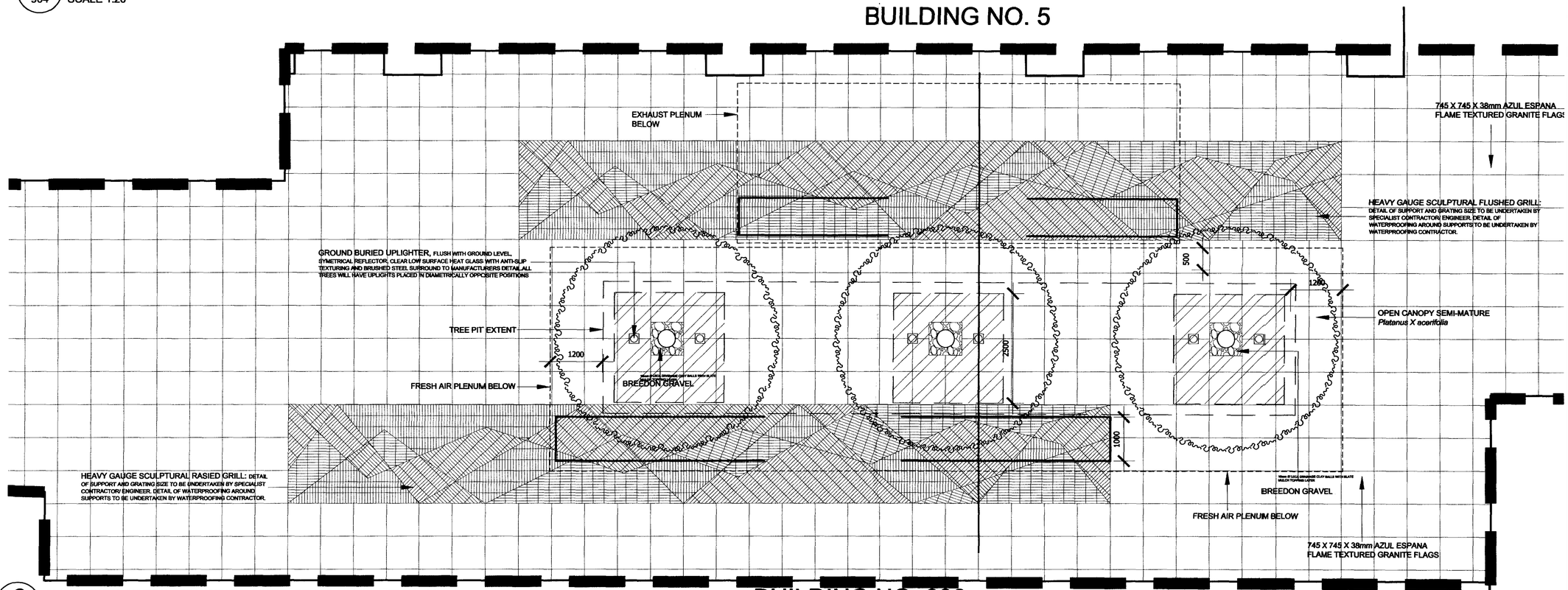

C / 904 PLAN SHOWING GENERAL ARRANGEMENT OF TREE PIT AND AND SCLUPTURAL GRILLS
SCALE 1:50

BUILDING NO. 338

A1

NOTES:

1. All construction base layers to engineers specification.
2. All dimensions are in millimeters unless otherwise specified.
3. All drainage below existing slab to engineer's details
4. All steelwork to be galvanised unless otherwise stated.
5. Reinforcement for Semi-Dry MIX Cement/Sand bed to be A98 mesh.
7. All concrete structures / members to structural engineer's / architect's detail
8. All supports / fixings to manufacturer's / engineer's detail.
9. All exposed concrete faces to waterproofing engineer's / contractor's details.
10. All tree supporting measures to contractors design
11. All eyebolts to be stainless steel unless otherwise specified and to Engineers detail
12. All trees / shrubs / hedges planted at nursery level
13. All levels in metres
14. Any discrepeancies shall be brought to the notice of EDCO DESIGN LONDON Limited in writing

LEGEND

- STONE
- MULCH
- SEMI-DRY SAND / CEMENT BASE MIX
- SCREED
- SEPARATING LAYER
- APPROVED TOP SOIL/ WELL COMPACTED BASE
- APPROVED SUB SOIL
- WATERPROOFING LAYER TO ENGINEER'S DETAIL
- GRAVEL
- DRAINAGE LAYER
- CONCRETE TO ENGINEER'S DETAIL
- SUB-BASE TO ENGINEERS DETAIL

no.	revision	date	by	check

DO NOT SCALE

Copyright EDCO Design Chartered Landscape Architects 2006

status: PLANNING

project: REGENT'S PLACE-OSNABURGH STREET
client: BRITISH LAND
architect: TERRY FARRELL AND PARTNERS
engineer: WSP Cantor Seinuk

[redacted] RECEIVED - 3 APR 2007

EDCO Design

EDCO Design London Limited
Chartered Landscape Architects
Durham House, 4th floor
Amity Grove
London
SW20 0LG

tel: 020 8944 9856
fax: 020 8946 3220
E.mail: mail@edcodesign.com

DETAILS

scale: AS SHOWN | drawn by: AM | date: 11 08 06 | checked: DC

C158-OSN-D-904 | rev

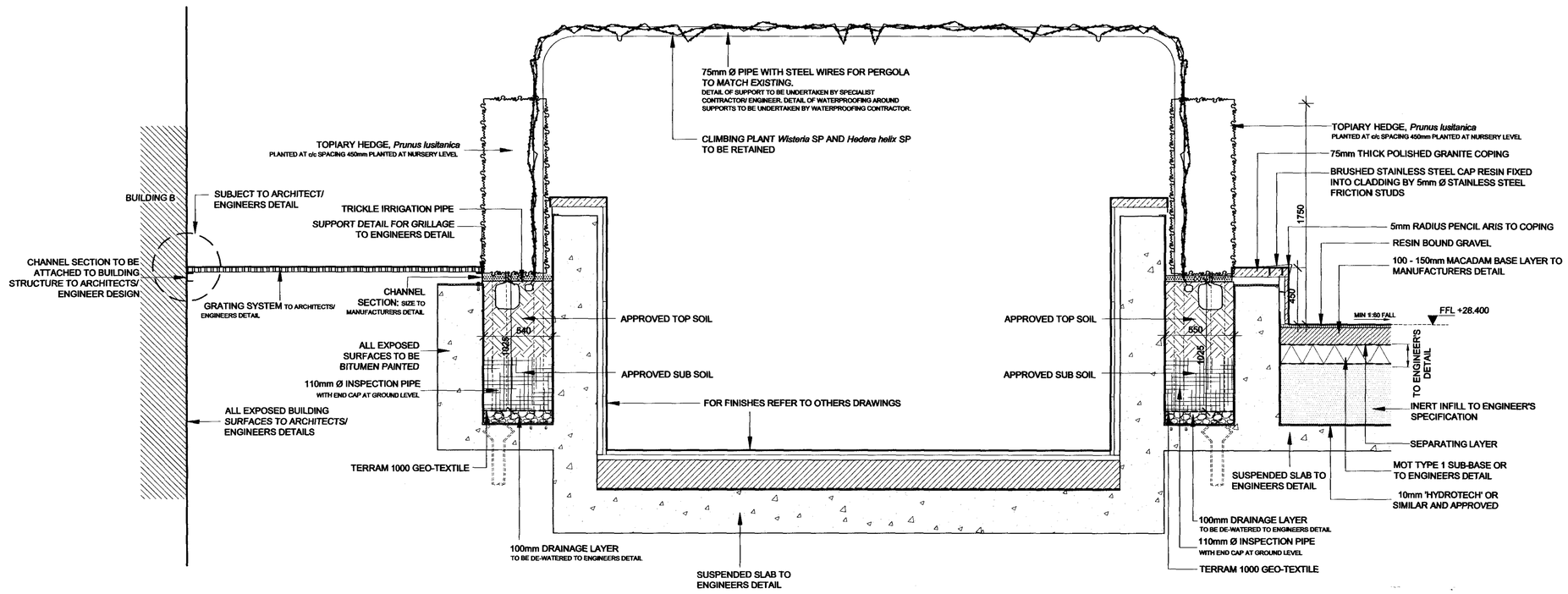

11 / 905 SECTION THROUGH PLANTED PERGOLA OVER CARK PARK ENTRY
SCALE 1:20

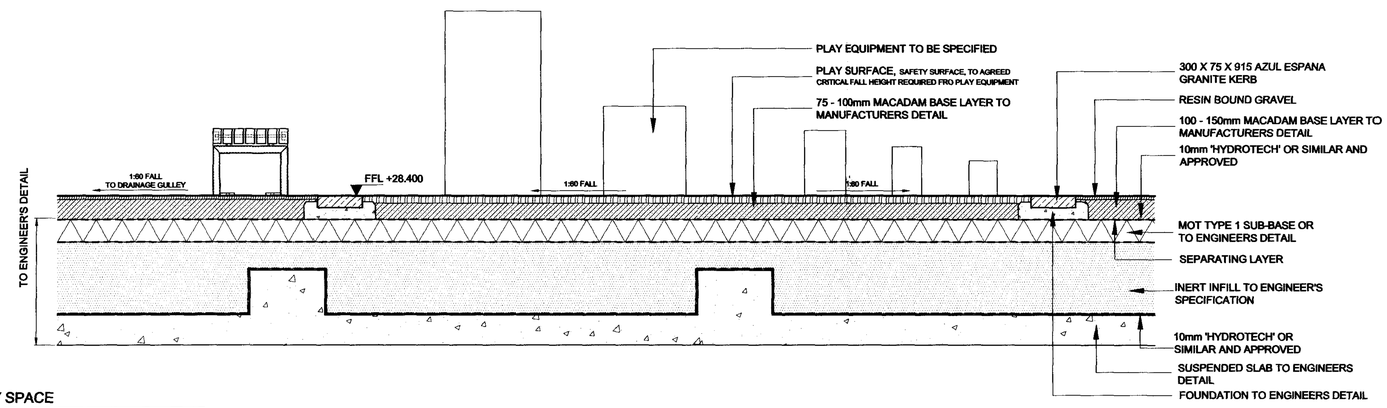

12 / 905 SECTION THROUGH INFORMAL PLAY SPACE
SCALE 1:20

A1

NOTES:

1. All construction base layers to engineers specification.
2. All dimensions are in millimeters unless otherwise specified.
3. All drainage below existing slab to engineer's details
4. All steelwork to be galvanised unless otherwise stated.
5. Reinforcement for Semi-Dry MIX Cement/Sand bed to be A98 mesh.
7. All concrete structures / members to structural engineer's / architect's detail
8. All supports / fixings to manufacturer's / engineer's detail.
9. All exposed concrete faces to waterproofing engineer's / contractor's details.
10. All tree supporting measures to contractors design
11. All eyebolts to be stainless steel unless otherwise specified and to Engineers detail
12. All trees / shrubs / hedges planted at nursery level
13. All levels in metres
14. Any discrepeancies shall be brought to the notice of EDCO DESIGN LONDON Limited in writing

LEGEND

- STONE
- MULCH
- SEMI-DRY SAND / CEMENT BASE MIX
- SCREED
- SEPARATING LAYER
- APPROVED TOP SOIL/ WELL COMPACTED BASE
- APPROVED SUB SOIL
- WATERPROOFING LAYER TO ENGINEER'S DETAIL
- GRAVEL
- DRAINAGE LAYER
- CONCRETE TO ENGINEER'S DETAIL
- SUB-BASE TO ENGINEERS DETAIL

no.	revision	date	by	check

DO NOT SCALE

Copyright EDCO Design Chartered Landscape Architects 2006

status PLANNING

project REGENT'S PLACE-OSNABURGH STREET
client BRITISH LAND
architect TERRY FARRELL AND PARTNERS
engineer WSP Cantor Seinuk

RECEIVED - 3 APR 2007

EDCO Design

EDCO Design London Limited
Chartered Landscape Architects
Durham House, 4th floor
Amity Grove
London
SW20 0LG
tel: 020 8944 9856
fax: 020 8946 3220
E.mail: mail@edcodesign.com

DETAILS

scale AS SHOWN drawn by AM date 11 08 06 checked DC

C158-OSN-D-905 rev

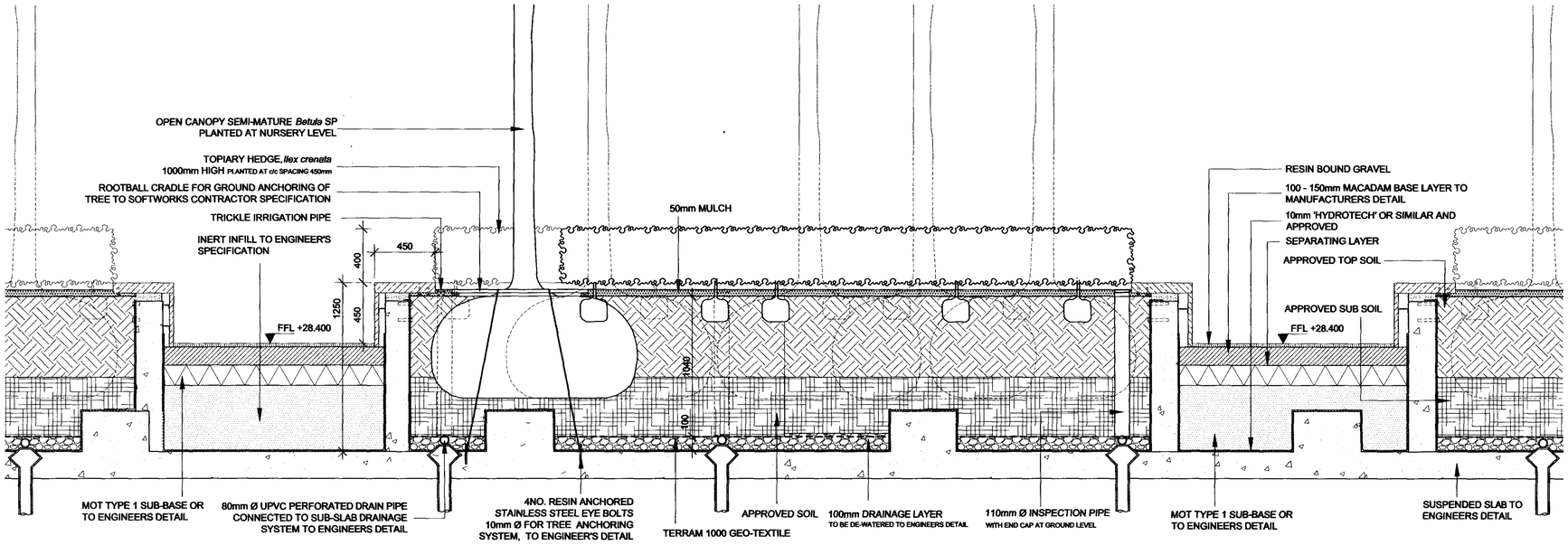

13 / **906** SECTION THROUGH BIRCH PLANTING WITH TOPIARY
SCALE 1:20

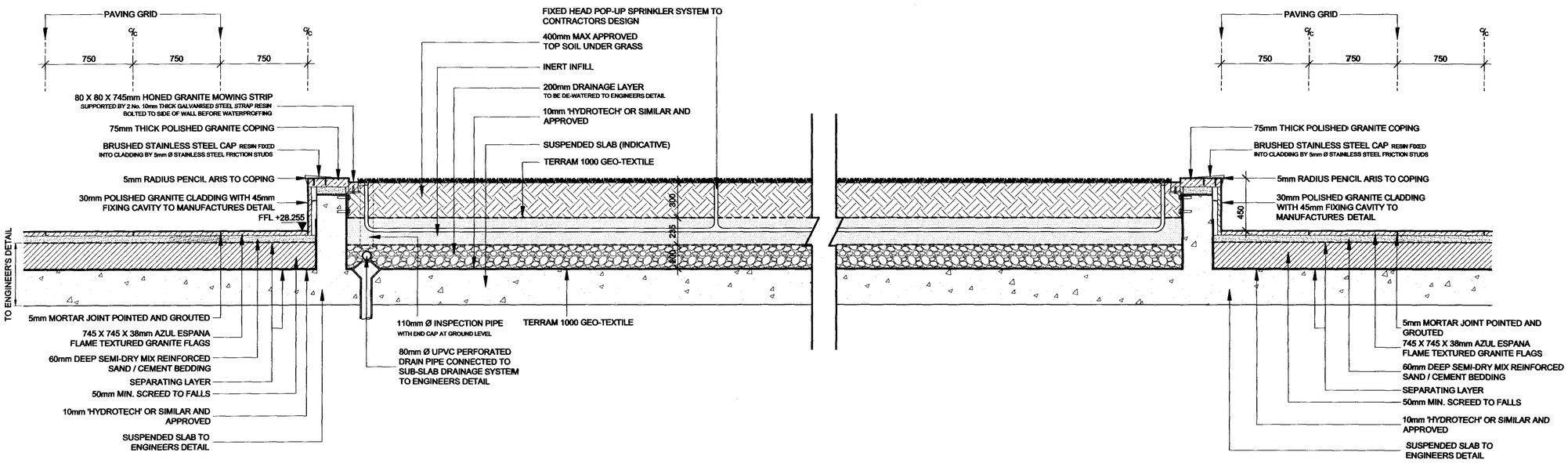

15 / **906** SECTION THROUGH RAISED LAWN
SCALE 1:20

A1

NOTES:

1. All construction base layers to engineers specification.
2. All dimensions are in millimeters unless otherwise specified.
3. All drainage below existing slab to engineer's details
4. All steelwork to be galvanised unless otherwise stated.
5. Reinforcement for Semi-Dry MIX Cement/Sand bed to be A98 mesh.
7. All concrete structures / members to structural engineer's / architect's detail
8. All supports / fixings to manufacturer's / engineer's detail.
9. All exposed concrete faces to waterproofing engineer's / contractor's details.
10. All tree supporting measures to contractors design
11. All eyebolts to be stainless steel unless otherwise specified and to Engineers detail
12. All trees / shrubs / hedges planted at nursery level
13. All levels in metres
14. Any discrepeancies shall be brought to the notice of EDCO DESIGN LONDON Limited in writing

LEGEND

- STONE
- MULCH
- SEMI-DRY SAND / CEMENT BASE MIX
- SCREED
- SEPARATING LAYER
- APPROVED TOP SOIL/ WELL COMPACTED BASE
- APPROVED SUB SOIL
- WATERPROOFING LAYER TO ENGINEER'S DETAIL
- GRAVEL
- DRAINAGE LAYER
- CONCRETE TO ENGINEER'S DETAIL
- SUB-BASE TO ENGINEERS DETAIL

no.	revision	date	by	check

DO NOT SCALE

Copyright EDCO Design Chartered Landscape Architects 2006

status **PLANNING**

project REGENT'S PLACE-OSNABURGH STREET
client BRITISH LAND
architect TERRY FARRELL AND PARTNERS
engineer WSP Cantor Seinuk

RECEIVED - 3 APR 2007

EDCO Design

EDCO Design London Limited
Chartered Landscape Architects
Durham House, 4th floor
Amity Grove
London
SW20 0LG
tel: 020 8944 9856
fax: 020 8946 3220
E.mail: mail@edcodesign.com

DETAILS

scale AS SHOWN drawn by AM date 11 08 06 checked DC

C158-OSN-D-906 rev

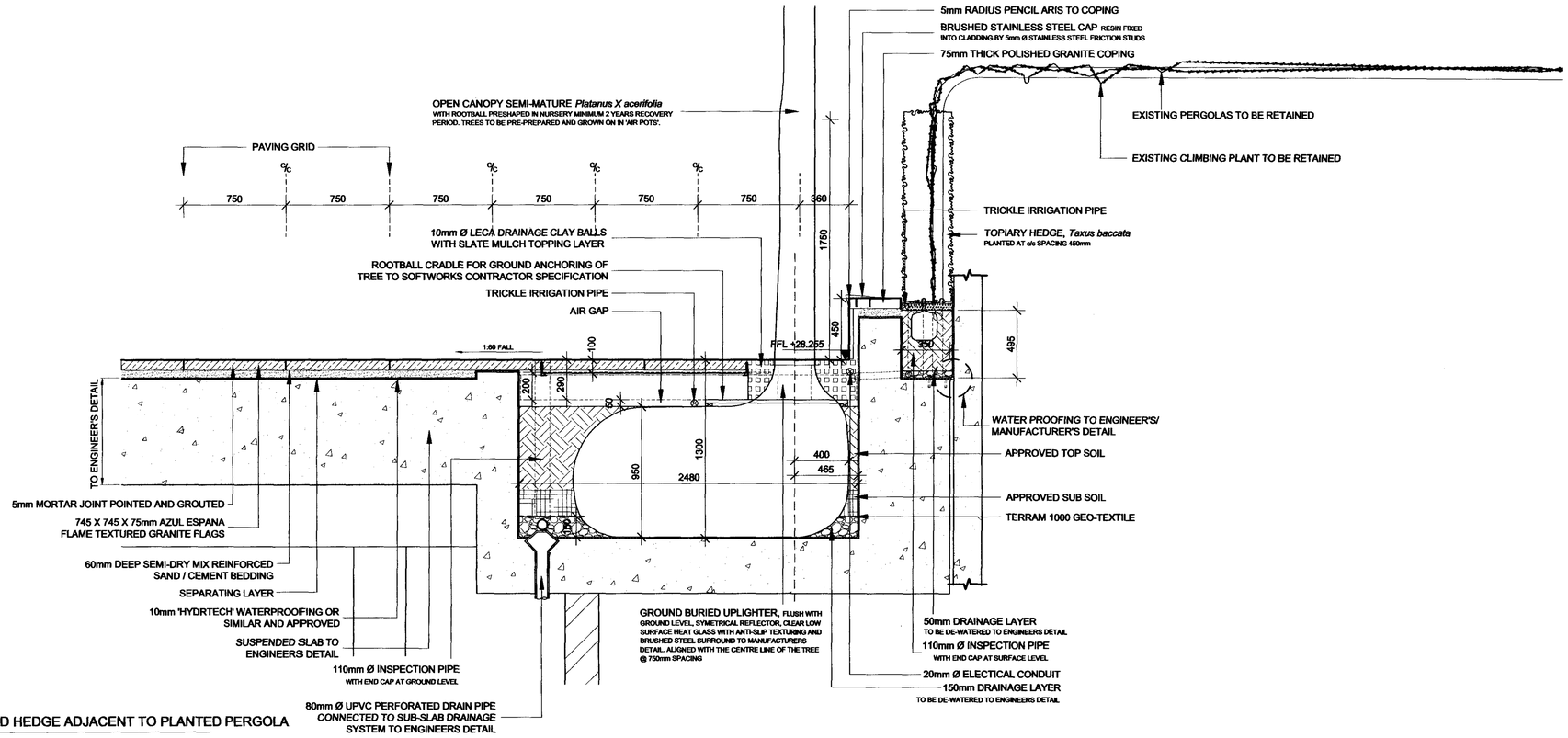

14 / 907 SECTION THROUGH TREE PIT AND HEDGE ADJACENT TO PLANTED PERGOLA
SCALE 1:20

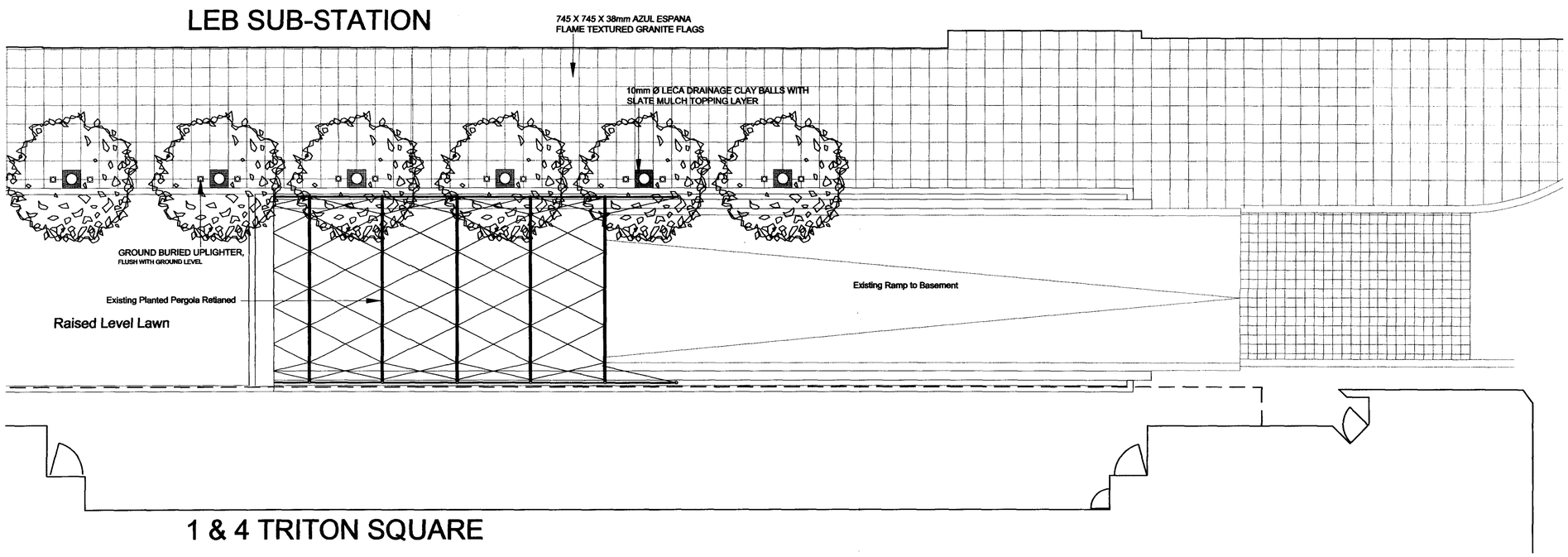

D / 907 PLAN SHOWING GENERAL ARRANGEMENT OF TREE PIT ALONG EXISTING RAMP
SCALE 1:100

A1

NOTES:

1. All construction base layers to engineers specification.
2. All dimensions are in millimeters unless otherwise specified.
3. All drainage below existing slab to engineer's details
4. All steelwork to be galvanised unless otherwise stated.
5. Reinforcement for Semi-Dry MIX Cement/Sand bed to be A98 mesh.
7. All concrete structures / members to structural engineer's / architect's detail
8. All supports / fixings to manufacturer's / engineer's detail.
9. All exposed concrete faces to waterproofing engineer's / contractor's details.
10. All tree supporting measures to contractors design
11. All eyebolts to be stainless steel unless otherwise specified and to Engineers detail
12. All trees / shrubs / hedges planted at nursery level
13. All levels in metres
14. Any discrepeancies shall be brought to the notice of EDCO DESIGN LONDON Limited in writing

LEGEND

- STONE
- MULCH
- SEMI-DRY SAND / CEMENT BASE MIX
- SCREED
- SEPARATING LAYER
- APPROVED TOP SOIL/ WELL COMPACTED BASE
- APPROVED SUB SOIL
- WATERPROOFING LAYER TO ENGINEER'S DETAIL
- GRAVEL
- DRAINAGE LAYER
- CONCRETE TO ENGINEER'S DETAIL
- SUB-BASE TO ENGINEERS DETAIL

no.	revision	date	by	check

DO NOT SCALE

Copyright EDCO Design Chartered Landscape Architects 2006

status PLANNING

project REGENT'S PLACE-OSNABURGH STREET
client BRITISH LAND
architect TERRY FARRELL AND PARTNERS
engineer WSP Cantor Seinuk

RECEIVED - 3 APR 2007

EDCO Design

EDCO Design London Limited
Chartered Landscape Architects
Durham House, 4th floor
Amity Grove
London
SW20 0LG
tel: 020 8944 9856
fax: 020 8946 3220
E.mail: mail@edcodesign.com

DETAILS

scale AS SHOWN drawn by AM date 11 08 06 checked DC

C158-OSN-D-907 rev

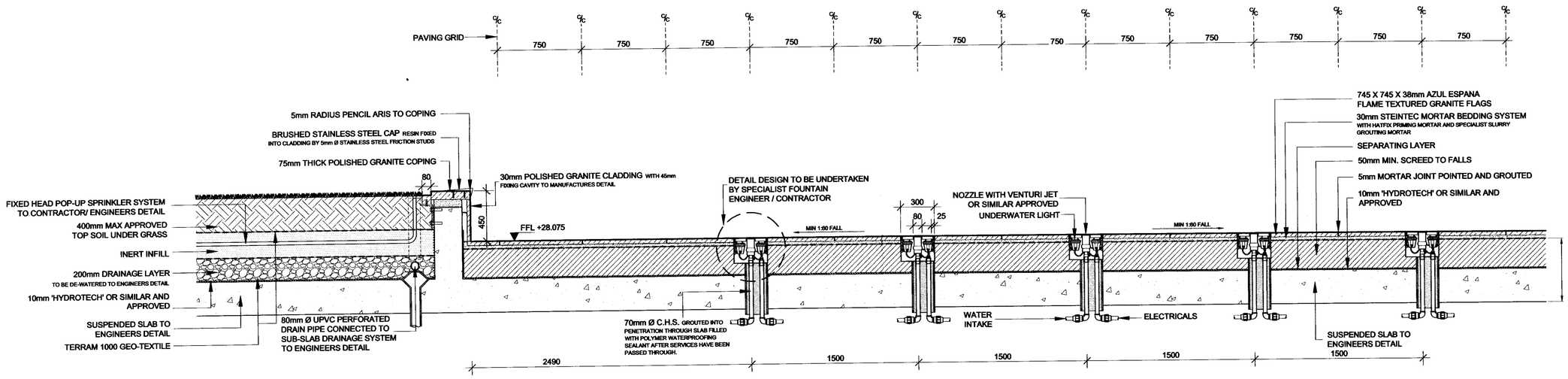

16 / 908 SECTION THROUGH WATER FEATURE AND GRANITE PAVING
SCALE 1:20

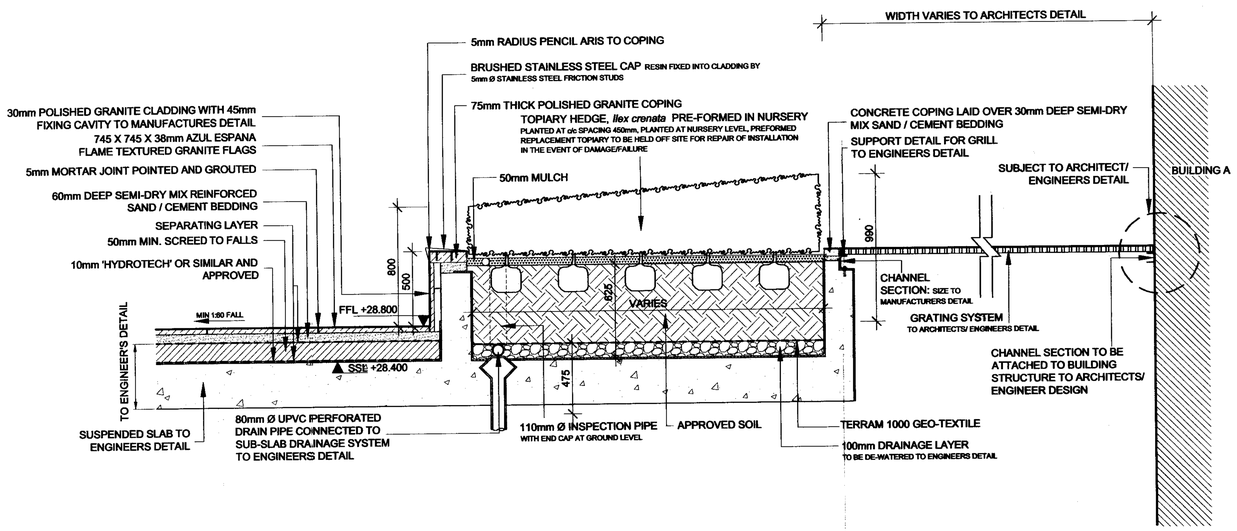

17 / 908 SECTION THROUGH TOPIARY PLANTER
SCALE 1:20

A1

NOTES:

1. All construction base layers to engineers specification.
2. All dimensions are in millimeters unless otherwise specified.
3. All drainage below existing slab to engineer's details
4. All steelwork to be galvanised unless otherwise stated.
5. Reinforcement for Semi-Dry MIX Cement/Sand bed to be A98 mesh.
7. All concrete structures / members to structural engineer's / architect's detail
8. All supports / fixings to manufacturer's / engineer's detail.
9. All exposed concrete faces to waterproofing engineer's / contractor's details.
10. All tree supporting measures to contractors design
11. All eyebolts to be stainless steel unless otherwise specified and to Engineers detail
12. All trees / shrubs / hedges planted at nursery level
13. All levels in metres
14. Any discrepeancies shall be brought to the notice of EDCO DESIGN LONDON Limited in writing

LEGEND

- STONE
- MULCH
- SEMI-DRY SAND / CEMENT BASE MIX
- SCREED
- SEPARATING LAYER
- APPROVED TOP SOIL/ WELL COMPACTED BASE
- APPROVED SUB SOIL
- WATERPROOFING LAYER TO ENGINEER'S DETAIL
- GRAVEL
- DRAINAGE LAYER
- CONCRETE TO ENGINEER'S DETAIL
- SUB-BASE TO ENGINEERS DETAIL

no.	revision	date	by	check

DO NOT SCALE

Copyright EDCO Design Chartered Landscape Architects 2006

status: PLANNING

project: REGENT'S PLACE-OSNABURGH STREET
client: BRITISH LAND
architect: TERRY FARRELL AND PARTNERS
engineer: WSP Cantor Seinuk

RECEIVED - 3 APR 2007

EDCO Design

EDCO Design London Limited
Chartered Landscape Architects
Durham House, 4th floor
Amity Grove
London
SW20 0LG

tel: 020 8944 9856
fax: 020 8946 3220
E.mail: mail@edcodesign.com

DETAILS

scale: AS SHOWN | drawn by: AM | date: 11 08 06 | checked: DC

C158-OSN-D-908 rev