



sales-viewing
and enquiries contact

tel: **0870 242 7024**
email **info@thegardenscape.co.uk**
www. **thegardenscape.co.uk**

the garden escape
up beyond
we view lane
symonds yat west
herefordshire
hr9 6bn

the contemporary solution to a balanced lifestyle.

the **garden escape**

office gym kids room

What will you use yours for?


www.thegardenscape.co.uk



be inspired ut vina, poemata reddit, scire velim,
chartis pretium quotus arroget annus. scriptor abhinc
annos centum qui decidit, inter perfectos veteresque referri
debet an inter vilis



Shaping a lifestyle ut vina,
poemata reddit, scire velim, chartis pretium
quotus arroget annus. scriptor abhinc



Shaping a lifestyle ut vina, poemata reddit, scire velim, chartis pretium
quotus arroget annus. scriptor abhinc annos centum qui decedit, inter perfectos
veteresque referri debet an inter vilis



Shaping a lifestyle ut vina, poemata reddit, scire
velim, chartis pretium quotus arroget annus. scriptor abhinc
annos centum qui decedit, inter perfectos veteresque referri
debet an inter vilis




Shaping a lifestyle ut vina,
poemata reddit, scire velim, chartis pretium
quotus arroget annus. scriptor abhincut
vina, poemata reddit, scire velim, chartis
pretium quotus arroget annus. scriptor
abhinc annos centum qui decedit, inter
perfectos veteresque referri debet an
inter vilis







Shaping a lifestyle ut vina, poemata reddit, scire
velim, chartis pretium quotus arroget annus. scriptor abhinc
annos centum qui decidit, inter perfectos veteresque referri
debet an inter vilis





Construction specification

When you choose a Garden Escape you have decided on a garden building that embodies the very best that the market has to offer in terms of design, manufacturing and construction quality whilst at the same time using a high proportion of sustainable or re-usable materials.



FOUNDATIONS
Your Garden Escape rests on unique re-enforced concrete pads which can be elevated to 500mm above ground level.

STRUCTURE
The Garden escape uses the latest Structurally Integrated Panel System (SIPS). Pre-fabricated and insulated timber panels combined with this technology ensure industry leading structural integrity.

ROOF
The roof of the Garden Escape consists of a single-ply Evalon semi-permeable Membrane. This is bonded and welded to provide a water- tight yet breathable Roof which benefits from a 20-year manufacturers guarantee.

EXTERIOR CLADDING
We use only western red cedar from well-managed forests in Canada. This wood weathers over many years to a silver – grey colour. No on-going maintenance or preservation is required during the life of the building.

DOOR AND WINDOW FRAMES
Our doors and windows are constructed from Iroko hardwood. This is a sustainable sourced hardwood and ages to a silver-grey over time to compliment the exterior cladding.

INSULATION
We use only glass wool recycled insulation with an acoustic barrier to the latest housing regulation standards. (U-values: floor-.25, roof-.25, walls-.35

GUTTERING
We use guttering at the back of your Garden Escape with a single down-pipe. A water butt can be used to store the water collected

GLASS
All windows and doors come with 24mm double glazed with heat reflective and toughened K-glass

DECKING
You have a choice of cedar or tanalised redwood decking both of which come with unique profile.

DOOR FURNITURE
All our door furniture is finished in satin chrome.

SECURITY
All doors come with a 5-lever mortise lock. Window catches are all lockable.

INTERNAL WALL FINISH
Your walls are constructed from plasterboard with a gypsum skim finish and painted with white emulsion paint.

HEATING
Under floor heating is provided on all Garden Escapes.

ELECTRICS
Our certified electrician links your Garden Escape to the mains supply in your home. All items listed in your quotation are provided and positioned to your requirements