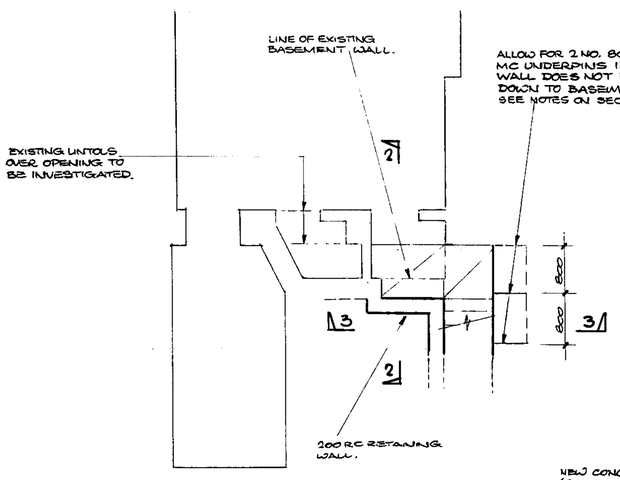

BASEMENT PLAN

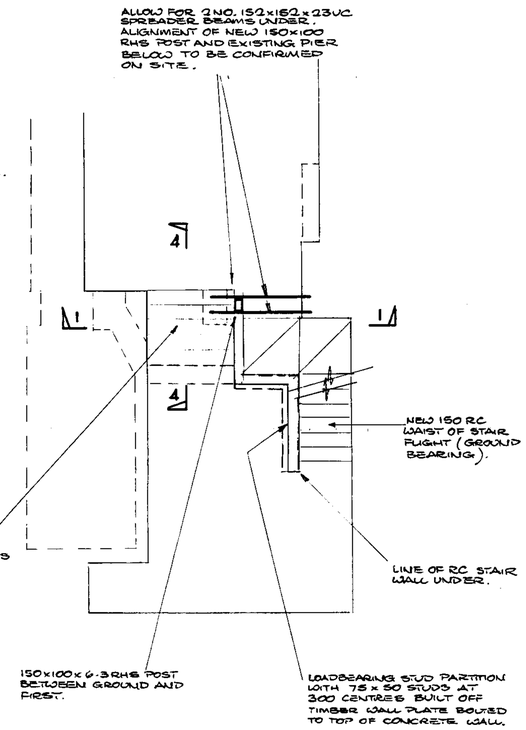

LOWER GROUND FLOOR PLAN

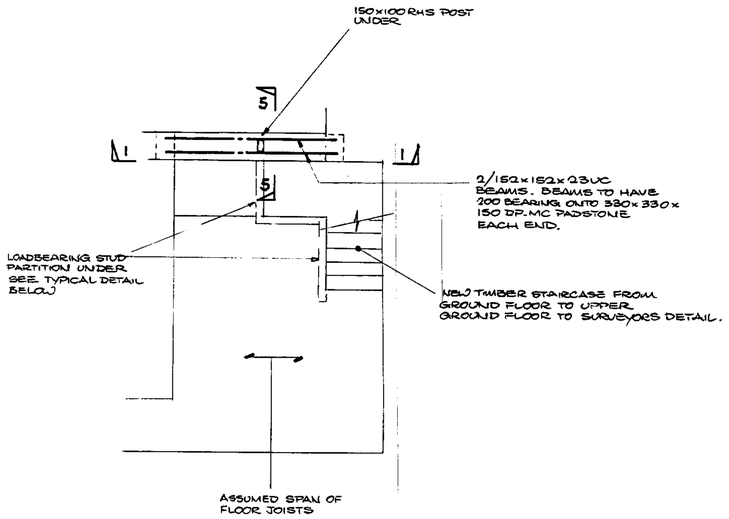

UPPER GROUND FLOOR PLAN

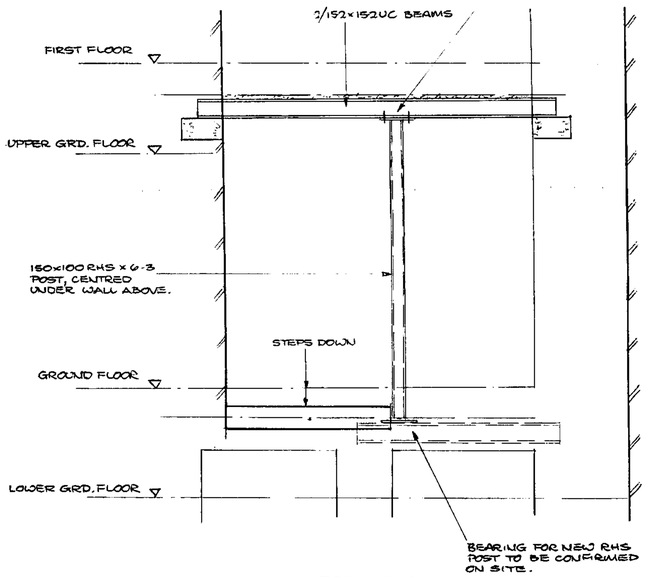

SECTION 1-1
(1:25)

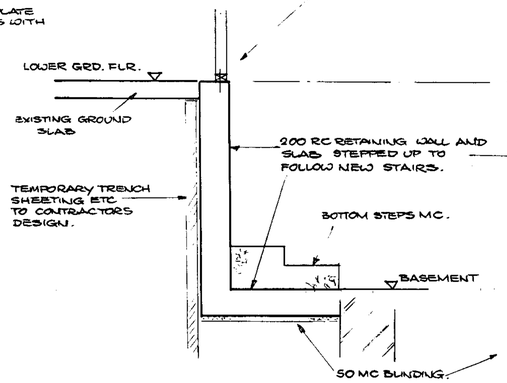

SECTION 2-2
(1:25)

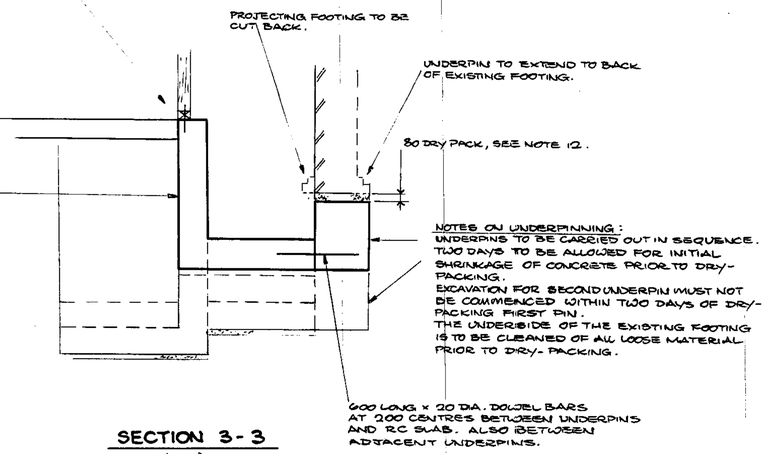

SECTION 3-3
(1:25)

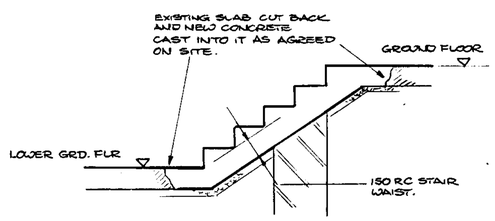

SECTION 4-4
(1:25)

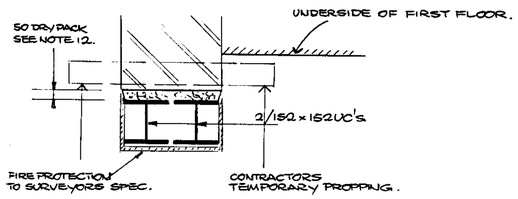

SECTION 5-5
(1:10)

General Notes

1. THIS DRAWING HAS BEEN PRODUCED FOR THIS PROJECT ONLY AND IT SHOULD NOT BE RELIED UPON FOR USE ON ANY OTHER PROJECT.
2. THIS DRAWING TO BE READ IN CONJUNCTION WITH ALL RELEVANT SURVEYORS AND ENGINEERS DETAILS.
3. ALL WORK TO BE TO THE SATISFACTION OF THE ENGINEER AND THE LOCAL AUTHORITY.
4. THE CONTRACTOR IS TO BE RESPONSIBLE FOR ALL NECESSARY TEMPORARY WORKS TO ENSURE THE STABILITY OF THE STRUCTURE AT ALL TIMES DURING THE COURSE OF THE WORKS.
5. THE CONTRACTOR IS TO BE RESPONSIBLE FOR TAKING ALL NECESSARY SITE DIMENSIONS.
6. REFERENCE IS TO BE MADE TO THE SURVEYORS DRAWINGS FOR DETAILS OF FINISHES, PARTITIONS ETC.
7. GENERALLY ALL STRUCTURAL CONCRETE IS TO BE OF A MINIMUM GRADE C35 AND TO HAVE A MINIMUM OPC CONTENT OF 330kg/cum. AND A MAXIMUM FREE WATER / CEMENT RATIO OF 0.5 ALL CONCRETE TO HAVE A MAX. AGGREGATE SIZE OF 20mm
8. ALL STRUCTURAL STEELWORK TO BE GRADE S275 (UNLESS SHOWN OTHERWISE) AND DESIGN AND CONSTRUCTION TO BE IN ACCORDANCE WITH BS.5950
UNLESS SHOWN OTHERWISE ALL BOLTS TO BE GRADE 8.8 M20 AND ALL WELDS TO BE 6mm F.P.F.W. ALL SITE WELDS TO BE TESTED.
9. PRIOR TO DELIVERY ALL STRUCTURAL STEELWORK TO BE BLAST CLEANED TO Sa2.5 AND IMMEDIATELY PAINTED WITH ONE COAT ZINC PHOSPHATE PRIMER (75 MICRONS DFT). AFTER ERECTION ALL STEELWORK TO BE PAINTED WITH A COMPATIBLE FINISHING PAINT.
10. THE CONTRACTOR IS TO INFORM THE ENGINEER IMMEDIATELY IF DETAILS OF THE EXISTING STRUCTURE ARE FOUND TO DIFFER ON SITE FROM THAT SHOWN ON THE ENGINEERS DRAWINGS.
11. ALL NEW LOADBEARING BRICKWORK SHOWN TO HAVE A MINIMUM CRUSHING STRENGTH OF 21.0 N/mm², LAID IN A 1:1:6 MORTAR.
12. DRY PACK IS TO BE "SBD 5 STAR GROUT – STANDARD" OR SIMILAR APPROVED WELL RAMMED HOME UNTIL SOLID.

RECEIVED 17 MAY 2007

Rev.	Description
Date	15/05/07
Revision	A B C D E F G H J K L M N P R S T
Client	
Project Manager	
Surveyor	B
Quantity Surveyor	
M & E Consultant	
Contractor H. O.	
Contractor S. O.	
Local Authority	2
Planning Supervisor	

FRANKS & LEWIN
CONSULTING CIVIL & STRUCTURAL ENGINEERS
e.mail: structures@franksandlewin.co.uk
1 GLYN STREET, VAUXHALL
LONDON SE11 5HT
TEL. 020 7735 6455
FAX. 020 7820 9331

Job: 18 MONMOUTH STREET LONDON WC2

Drawing: STRUCTURAL ALTERATIONS TO GROUND FLOOR AND BASEMENT

Surveyors: FRESSON AND TEE

Scale: 1:50
Drawn: PC
Checked: MP

Drg. No.: 26125/01
Rev.: