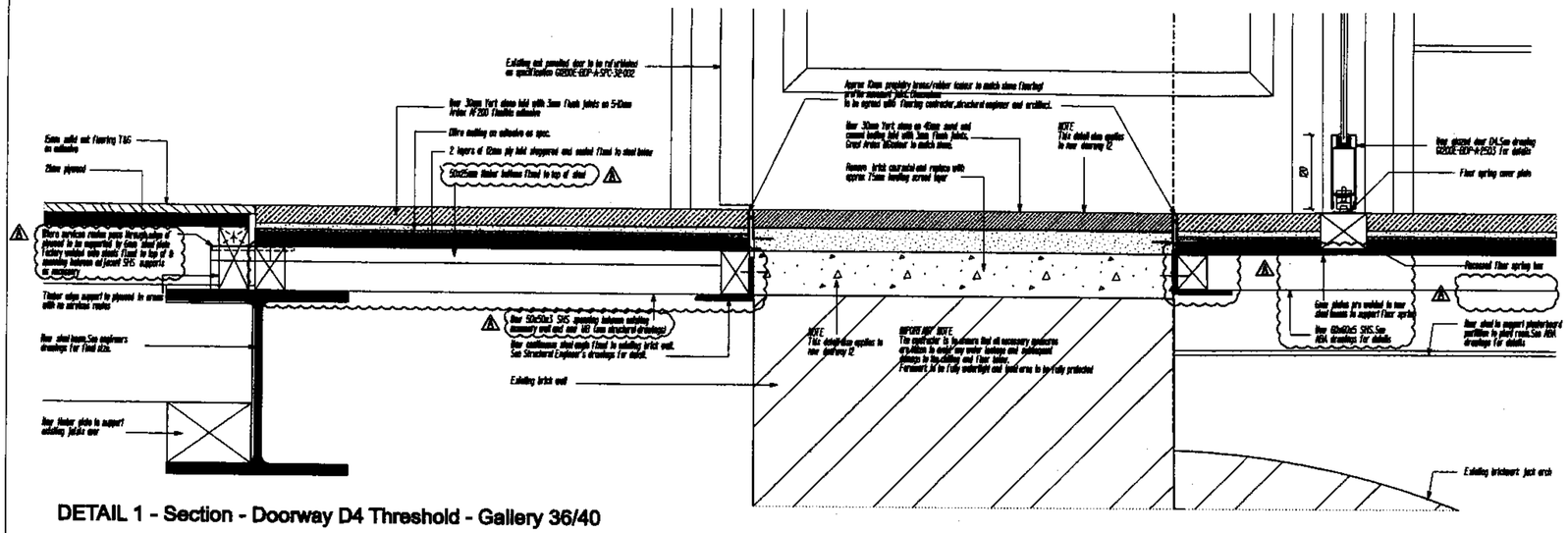

DETAIL 1 - Section - Doorway D4 Threshold - Gallery 36/40

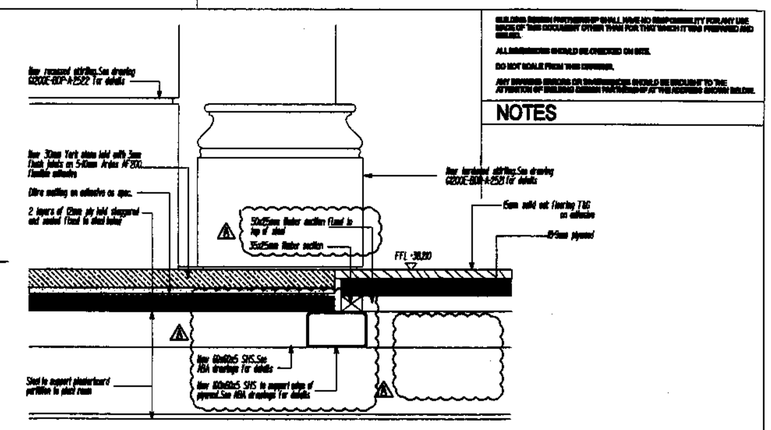

DETAIL 2 - Section - Stone and timber floor junction- Gallery 40

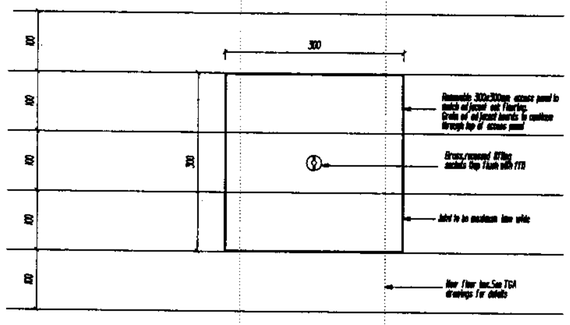

DETAIL 3 - Plan - Floor box - Gallery 36

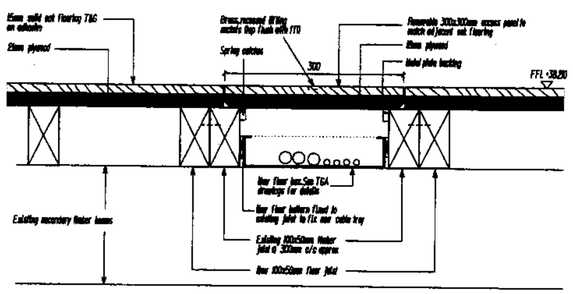

DETAIL 4 - Section - Floor box - Gallery 36

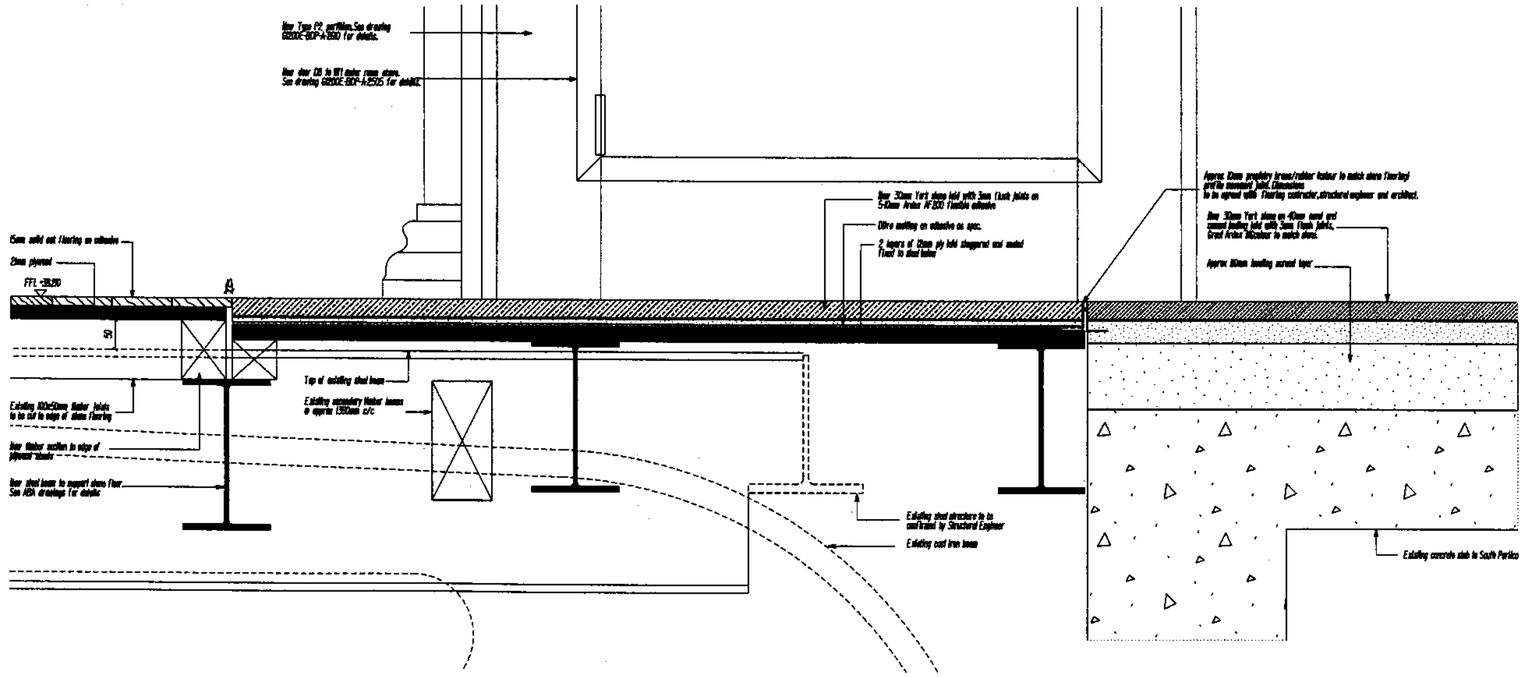

DETAIL 5 - Section - Junction between Gallery 36 and South Portico

| ISSUE | | | | |
|---|---|---|---|---|
| - | Issues for Tender | BC | JC | 16/02/07 |
| A | Issues for Tender | BC | JC | 26/02/07 |

THE BRITISH MUSEUM

BDP


Building Design Partnership
Architects, Designers and Engineers
16 Brewhouse Yard, Clerkenwell
London, EC1V 4LJ
Tel +44 (0)20 7812 8000
Fax +44 (0)20 7812 8399
www.bdp.co.uk


THE BRITISH MUSEUM
The South Stair, Central Saloon and Galleries 37 to 40

Floor finishes details
Plan and Sections

1:5 @A1
1:10 @A3

06.02.07

LN08732 | GI200E-BDP-A-2801 | A

$FILEL$

BUILDING DESIGN PARTNERSHIP LIMITED SHALL HAVE NO RESPONSIBILITY FOR ANY USE MADE OF THIS DOCUMENT OTHER THAN FOR THE PURPOSE FOR WHICH THE DOCUMENT WAS ISSUED.

ALL DIMENSIONS SHOULD BE CHECKED ON SITE.

DO NOT SCALE FROM THIS DRAWING.

ANY ERRORS, OMISSIONS OR INFORMATION SHOULD BE BROUGHT TO THE ATTENTION OF BUILDING DESIGN PARTNERSHIP AT THE ADDRESS SHOWN BELOW.

## NOTES

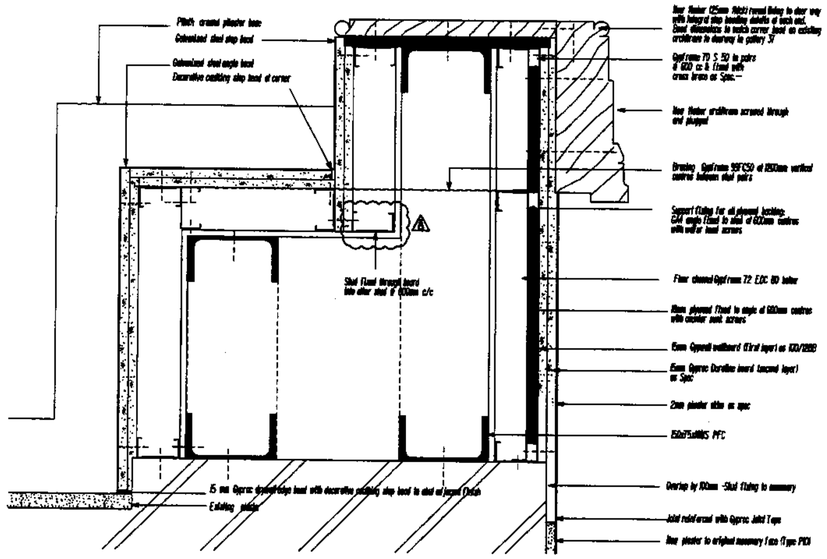


DETAIL 1 - Pier stud partition plan

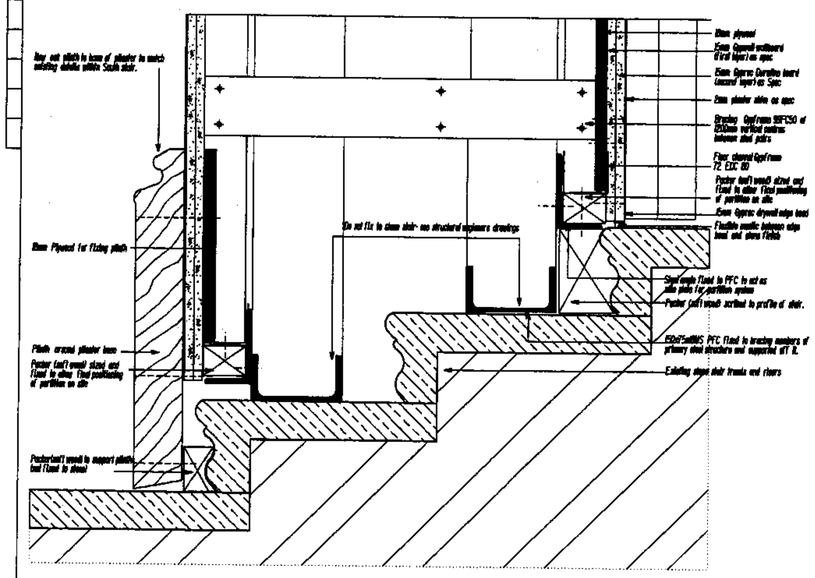


DETAIL 3 - Base detail section/Junction with stone stair

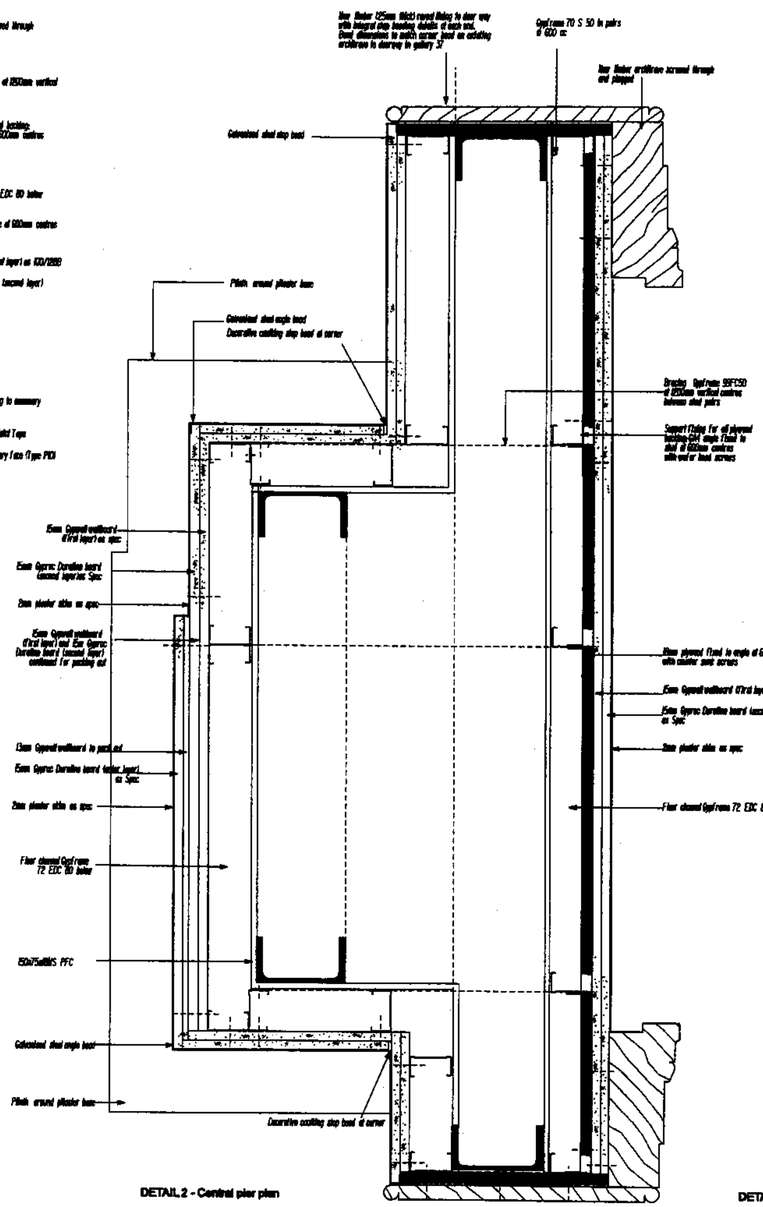


DETAIL 2 - Central pier plan

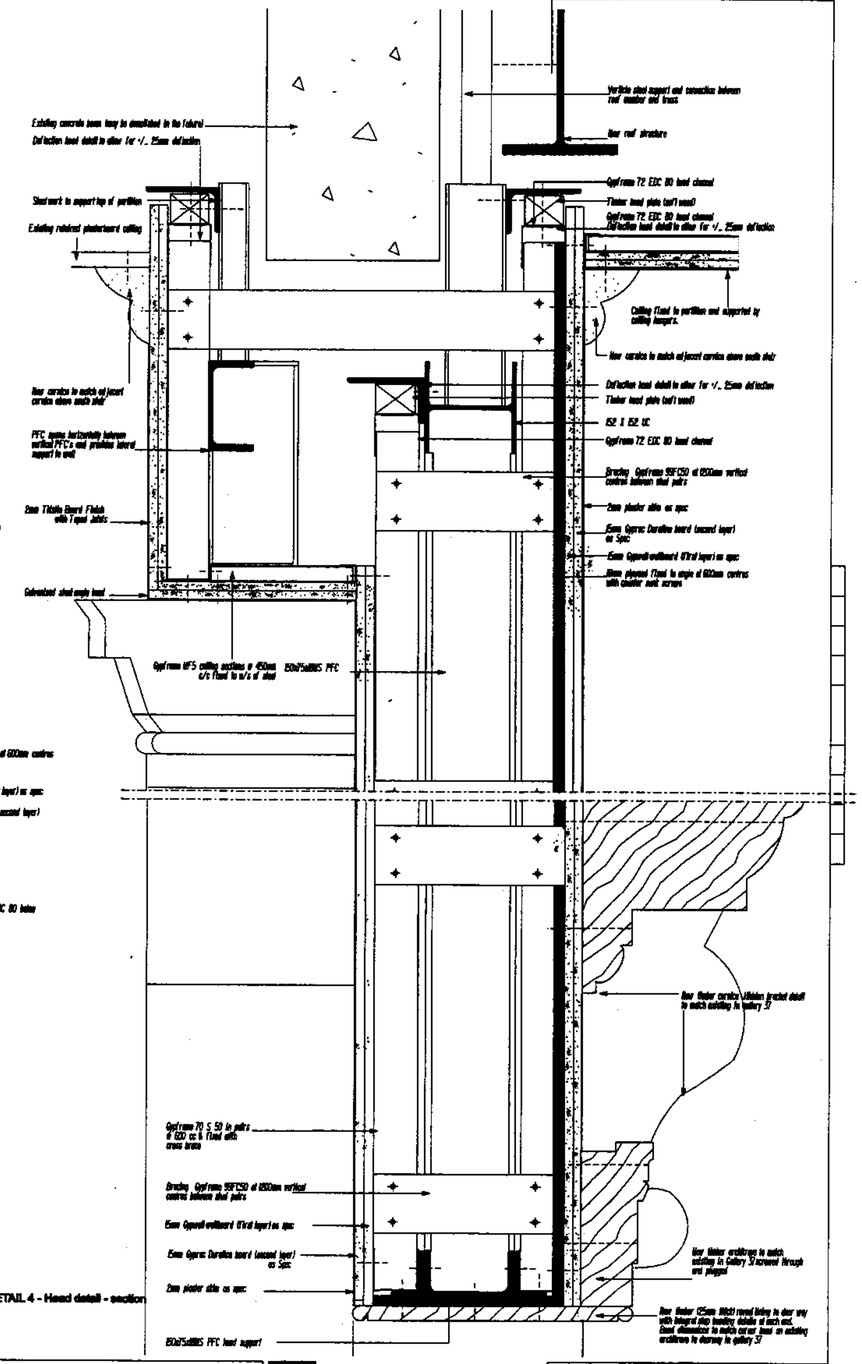


DETAIL 4 - Head detail - section

NOTES:
This drawing is to be read in conjunction with all other relevant contract drawings including, but not limited to, the following:
- drawings GI200E-BDP-A-2110 to 2125 inclusive
- drawings GI200E-BDP-A-2301 to 2309 inclusive
- all other relevant plasterwork/joinery detail drawings
- specifications GI200E-BDP-A-SPC-22-001 and 23-001
- all relevant structural engineer's drawings for arrangement details of support structure

| ISSUE | | | | |
|---|---|---|---|---|
| - | Tender issue | AG | JC | 23/01./07. |
| A | Tender issue | AG | JC | 12/02/07 |

THE BRITISH MUSEUM

BDP

Building Design Partnership
Architects, Designers and Engineers
16 Brewhouse Yard, Clerkenwell
London, EC1V 4LJ
Tel +44 (0)20 7812 8000
Fax +44 (0)20 7812 8399
www.bdp.co.uk

THE BRITISH MUSEUM
The South Stair, Central Saloon and Galleries 37 to 40

Plasterboard partition P1
Typical Details

1:5 @ A1
1:10 @ A3

18.01.07

LN08732 | GI200E-BDP-A-2601 | A

1FILE1S

Notes

1. This is A Contractor Design Item
2. Fixings into Stone to be a Contractor Design Item
3. All details to match Existing Handrails and Posts on the South Stair
4. Spec. Ref. L30/550

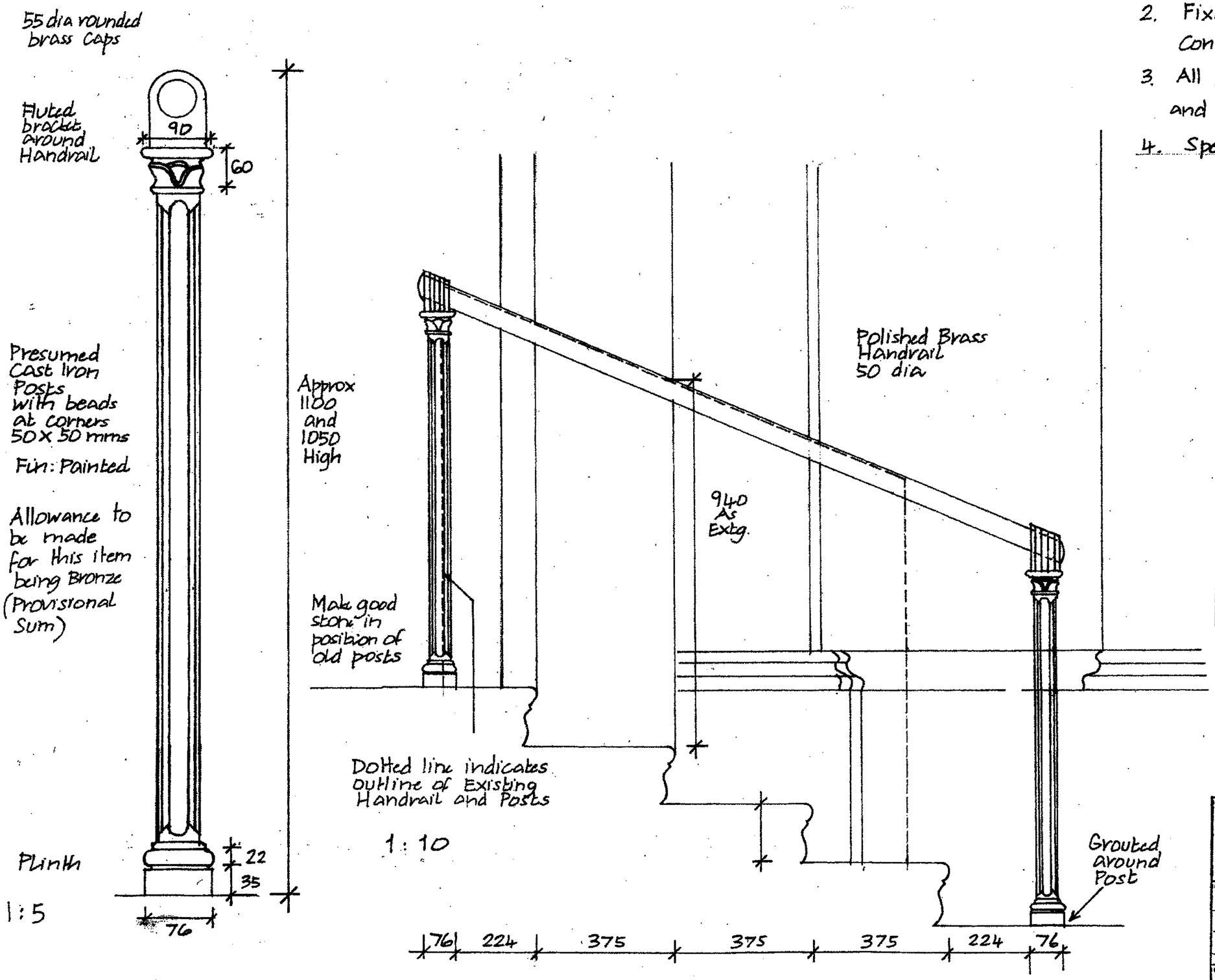


Rev. A Tender Issue JK 8.2.07

BDP


Building Design Partnership
Architects, Designers and Engineers
16 Brewhouse Yard, Clerkenwell
London, EC1V 4LJ
Tel +44 (0)20 7812 8000
Fax +44 (0)20 7812 8399
www.bdp.co.uk


| | | |
|---|---|---|
| THE BRITISH MUSEUM<br>The South Stair, Central Saloon and Galleries 37 to 40 | | |
| NEW METALWORK<br>LEVEL 6 SOUTH STAIR<br>NEW HANDRAILS & POSTS | | @A3<br>1:10<br>2.07 |
| LN08732 | GI200E-BDP-A-2760 | A |

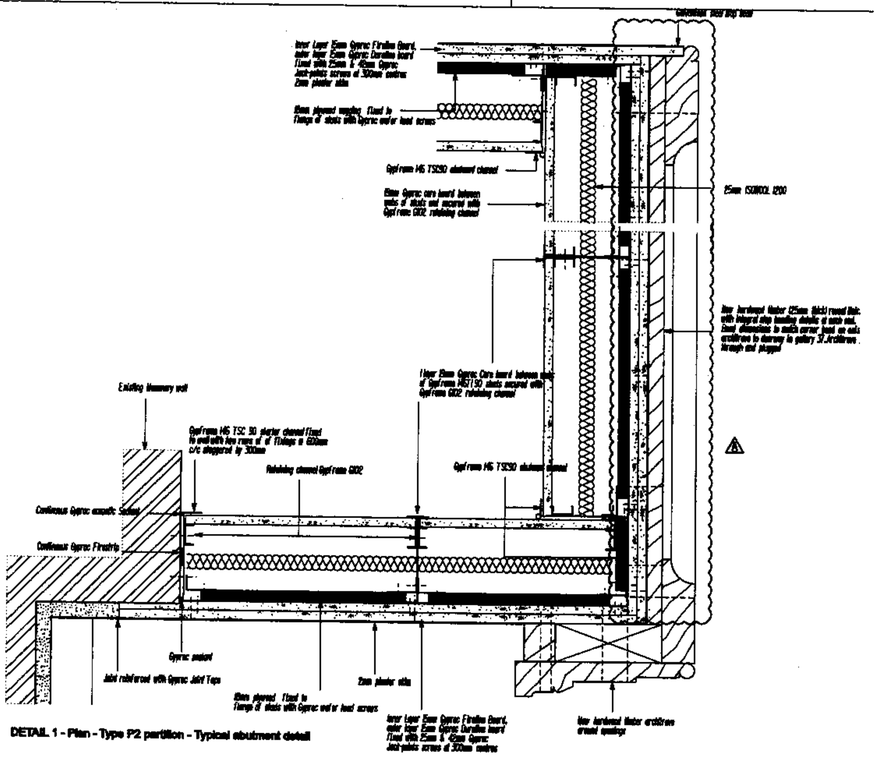


DETAIL 1 - Plan - Type P2 partition - Typical abutment detail

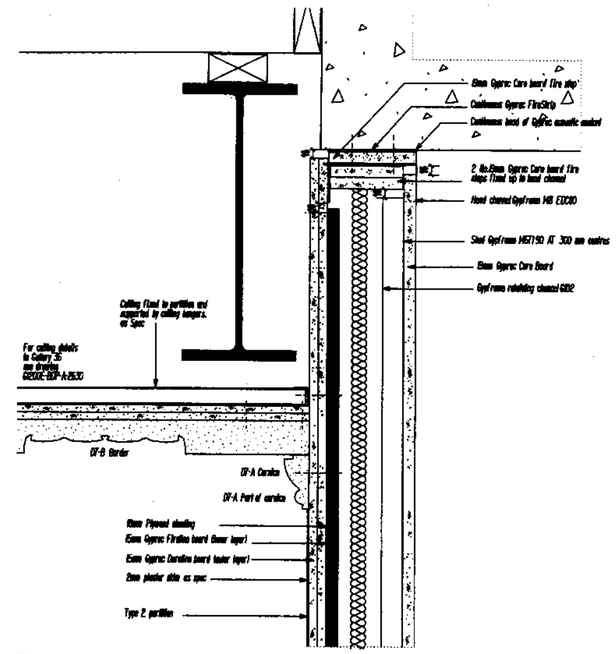


DETAIL 2 - Section - Type 2 partition - Typical head restraint detail

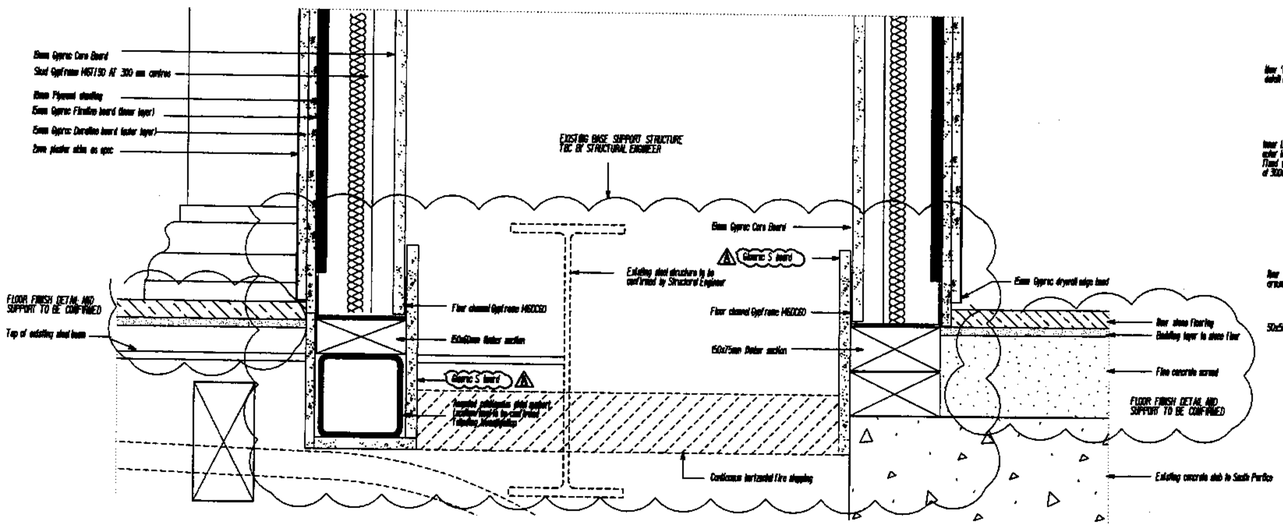


DETAIL 4 - Section - Type P2 Partition - Typical base support detail

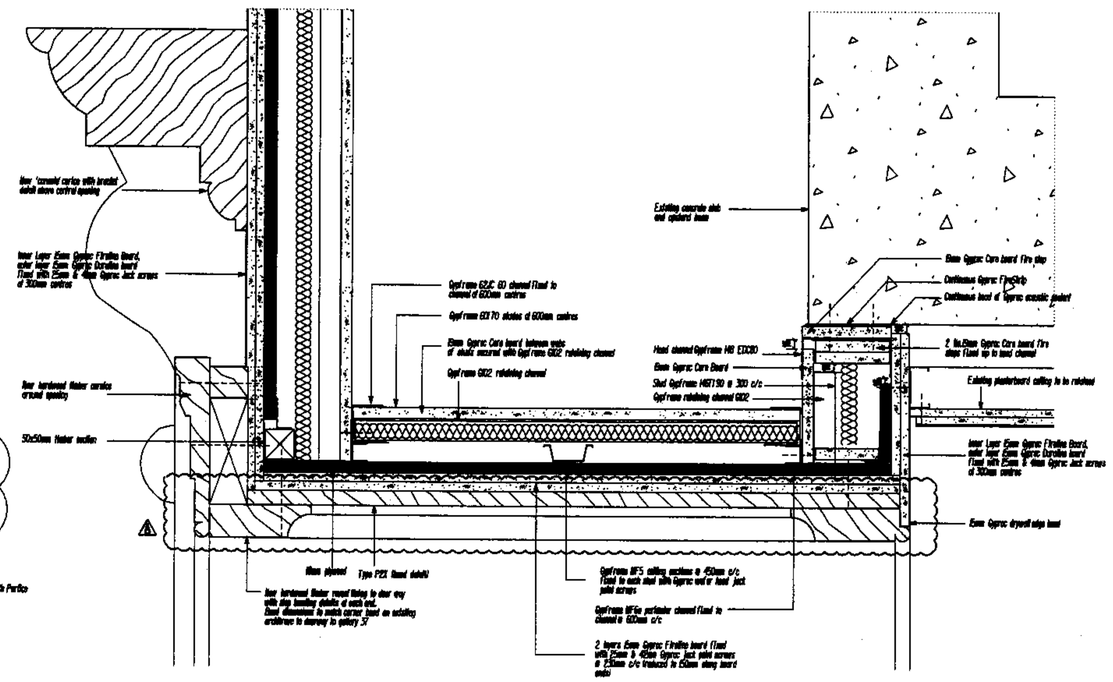


DETAIL 3 - Section - Junction of Type P2 and P2X partition/head

BUILDING DESIGN PARTNERSHIP SHALL HAVE NO RESPONSIBILITY FOR ANY USE MADE OF THIS DOCUMENT OTHER THAN FOR THAT WHICH IT WAS PREPARED AND ISSUED.

ALL DIMENSIONS SHOULD BE CHECKED ON SITE.

DO NOT SCALE FROM THIS DRAWING.

ANY DRAWING ERRORS OR DISCREPANCIES SHOULD BE BROUGHT TO THE ATTENTION OF BUILDING DESIGN PARTNERSHIP AT THE ADDRESS SHOWN BELOW.

## NOTES

NOTES:
This drawing is to be read in conjunction with all other relevant contract drawings including, but not limited to, the following:
- drawings G200E-BDP-A-2110 to 2120 inclusive
- drawings G200E-BDP-A-2501 to 2509 inclusive
- all other relevant plasterboard/joinery detail drawings
- specifications G200E-BDP-A-SPC-33-001 and 33-001
- all relevant structural engineer's drawings for arrangement details of support structure

| ISSUE | | | | |
|---|---|---|---|---|
| - | Issue for Tender | AG | JC | 30/01/07 |
| A | Issue for Tender | AG | JC | 12/02/07 |
| -- | | -- | -- | -/-/-- |
| -- | | -- | -- | -/-/-- |
| -- | | -- | -- | -/-/-- |
| -- | | -- | -- | -/-/-- |
| -- | | -- | -- | -/-/-- |
| -- | | -- | -- | -/-/-- |
| -- | | -- | -- | -/-/-- |
| -- | | -- | -- | -/-/-- |
| -- | | -- | -- | -/-/-- |
| -- | | -- | -- | -/-/-- |

THE BRITISH MUSEUM

BDP

Building Design Partnership
Architects, Designers and Engineers
16 Greenhouse Yard, Clerkenwell
London, EC1V 4LJ
Tel +44 (0)20 7812 8000
Fax +44 (0)20 7812 8099
www.bdp.co.uk

THE BRITISH MUSEUM
The South Stair, Central Saloon and Galleries 37 to 40

Plasterboard partition P2/P2X
Typical Details

1:5 @A1
1:10 @A3
23.01.07

LN08732 | G1200E-BDP-A-2610 | A

SFILE1.S

ALL DIMENSIONS TO BE CHECKED ON SITE.
DO NOT SCALE FROM THIS DRAWING.
ANY DRAWING ERRORS OR DIVERGENCES
SHOULD BE BROUGHT TO THE ATTENTION
OF BUILDING DESIGN PARTNERSHIP AT
THE ADDRESS SHOWN BELOW

[redacted]


Building Design Partnership
Architects, Designers and Engineers
18 Bowling Yard, Clerkenwell
London, EC1V 4LJ
Tel +44 (0)20 7812 8000
Fax +44 (0)20 7812 8999
www.bdp.co.uk


| THE BRITISH MUSEUM<br>The South Stair, Central Saloon<br>and Galleries 37 to 40 | |
|---|---|
| PROPOSED BUILD-UP TO TIMBER COPPER ROOFS<br>DETAIL G100 | SCALE 1:10<br>11.06 |
| L[redacted]732 G1200E-BDP-A-2401 | A |

Rev. A. Tender Issue JK 16.12.06

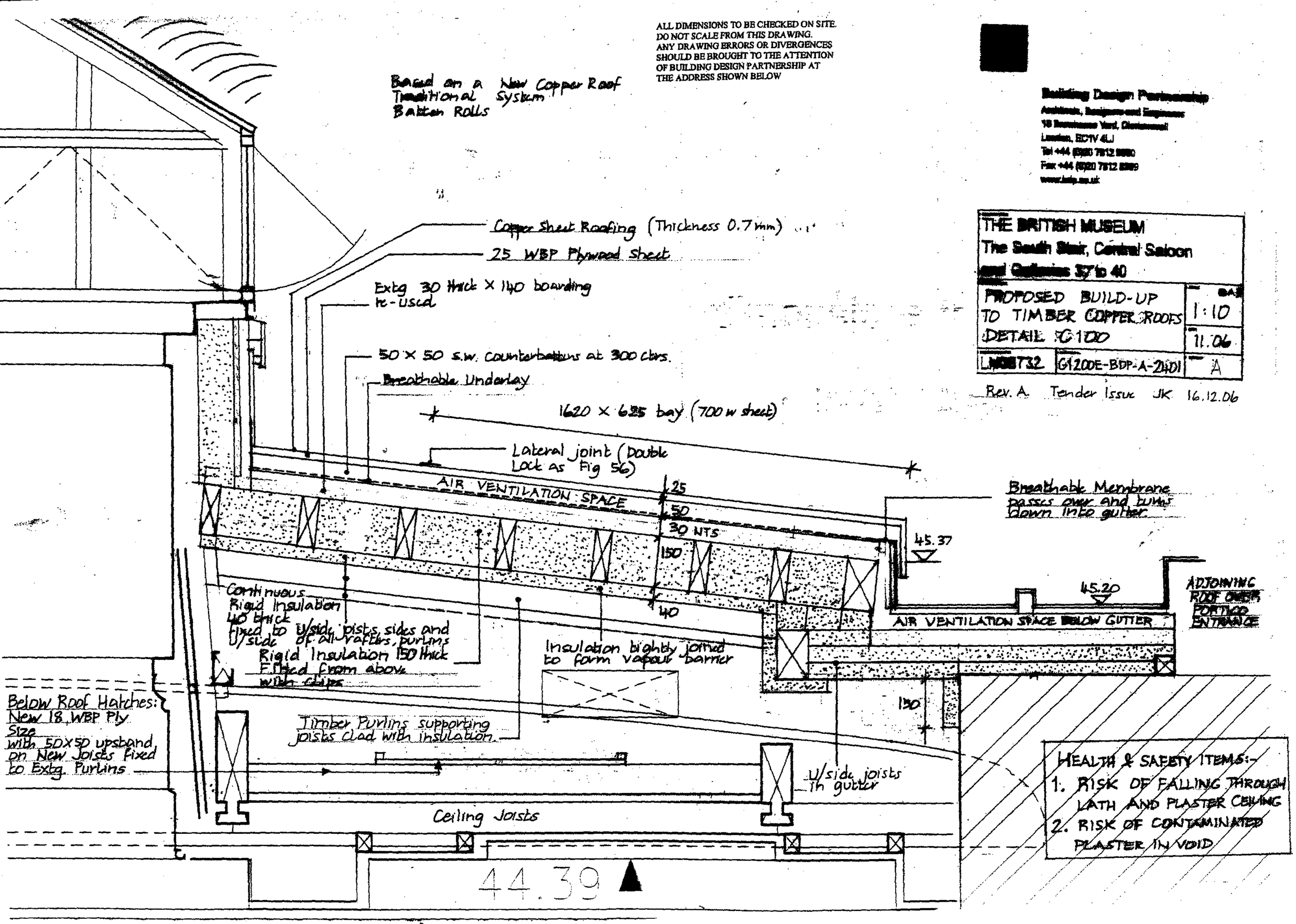

LEVELS AS GA PLAN, SECTIONS

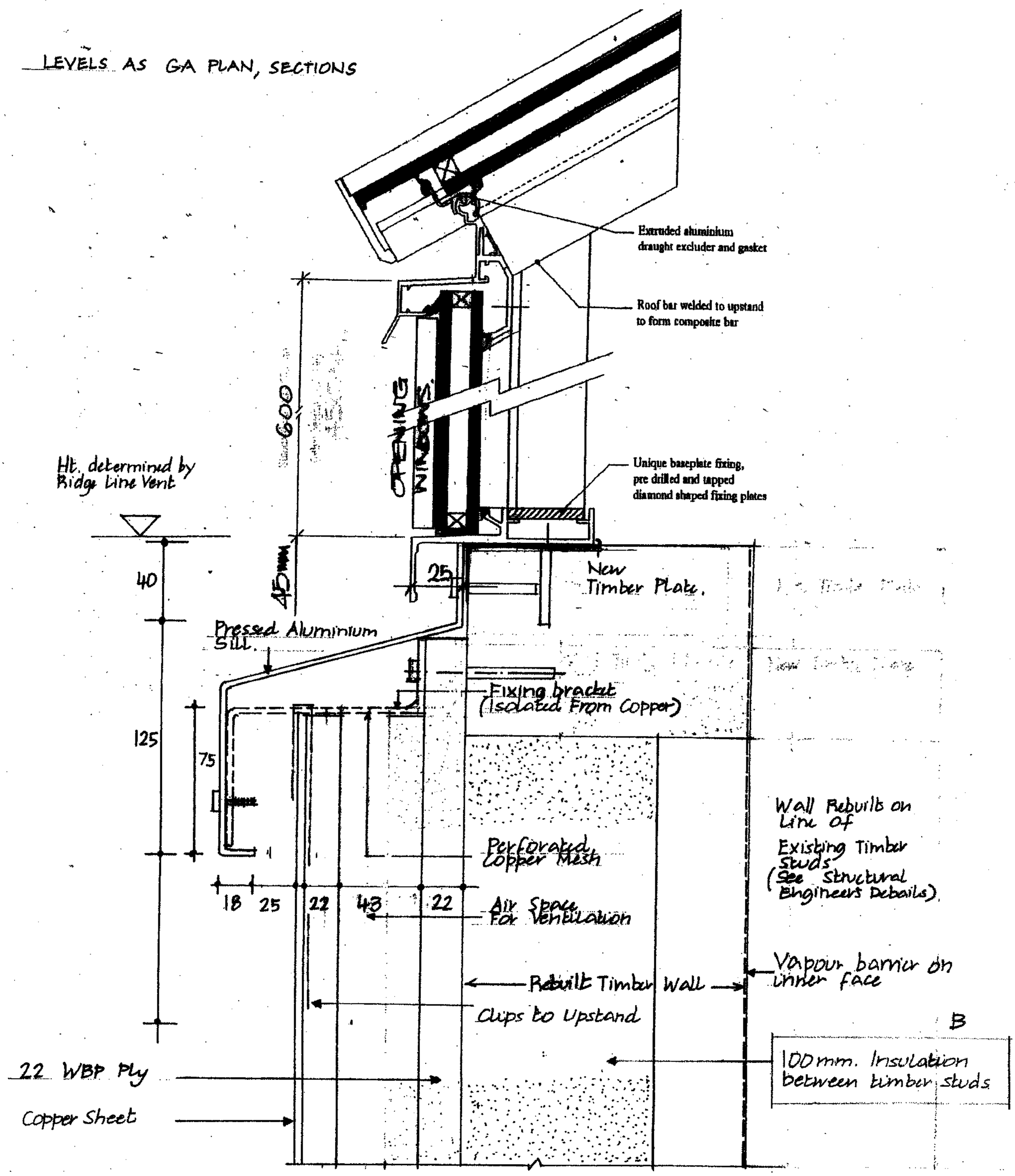


ALL DIMENSIONS TO BE CHECKED ON SITE.
DO NOT SCALE FROM THIS DRAWING.
ANY DRAWING ERRORS OR DIVERGENCES
SHOULD BE BROUGHT TO THE ATTENTION
OF BUILDING DESIGN PARTNERSHIP AT
THE ADDRESS SHOWN BELOW

Rev. B. Tender Issue. Note on Insulation between studs. JK 21.2.07
Rev. A. Tender Issue JK 13.12.06

BDP


Building Design Partnership
Architects, Designers and Engineers
16 Brewhouse Yard, Clerkenwell
London, EC1V 4LJ
Tel +44 (0)20 7812 8000
Fax +44 (0)20 7812 8369
www.bdp.co.uk


THE BRITISH MUSEUM
The South Stair, Central Saloon and Galleries 37 to 40

COPPER ROOFS
DETAIL C3
ROOFLIGHT UPSTAND

@A3
1:2
12.06

LN08732 | GI 2DDE-BDP-A-2404 | B

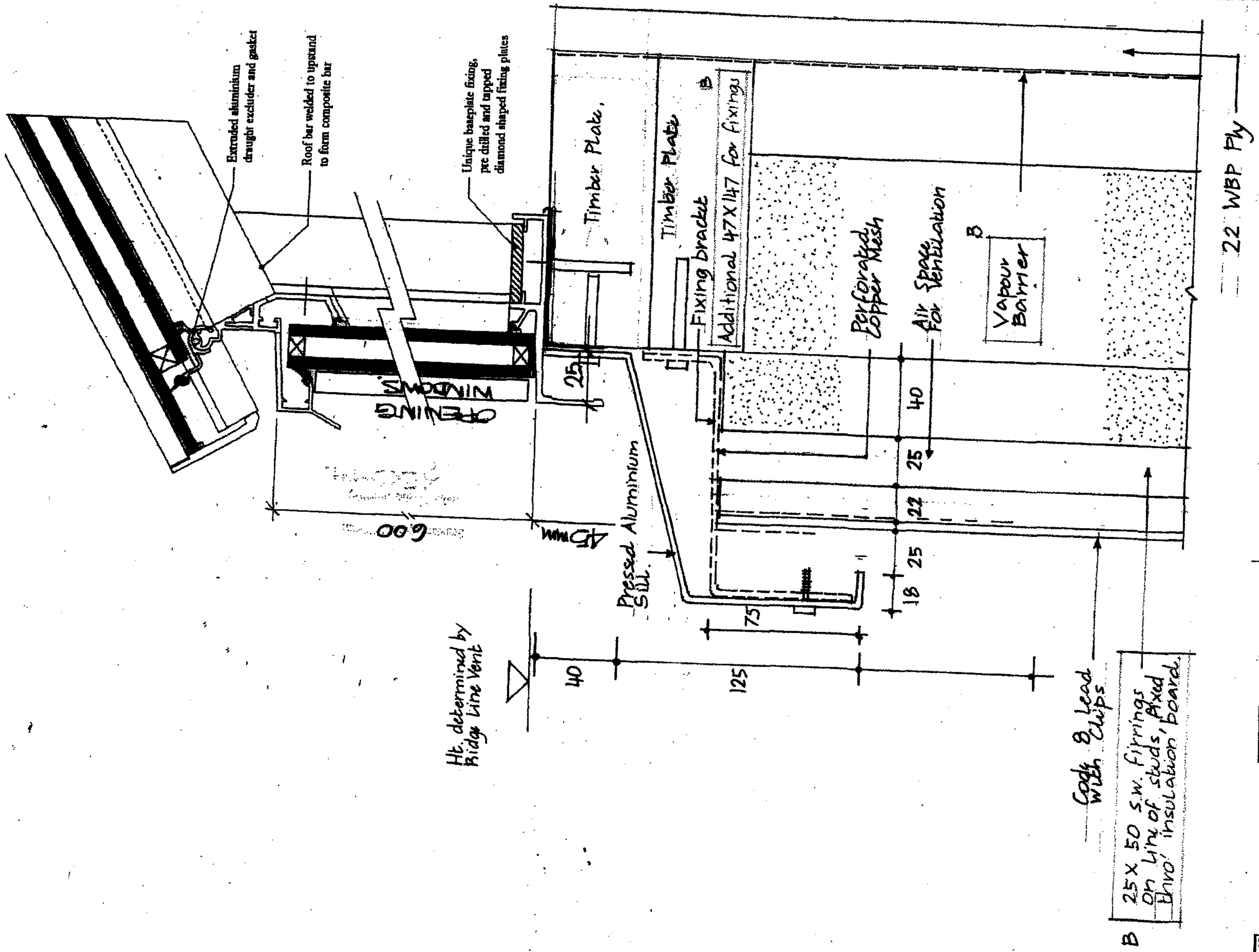


ALL DIMENSIONS TO BE CHECKED ON SITE. DO NOT SCALE FROM THIS DRAWING. ANY DRAWING ERRORS OR DIVERGENCES SHOULD BE BROUGHT TO THE ATTENTION OF BUILDING DESIGN PARTNERSHIP AT THE ADDRESS SHOWN BELOW

Rev. B. Tender Issue. 2nd timber plate at sill. Firrings. V.barrier. JK 13.2.07

Rev. A. Tender Issue JK 13.12.06

BDP


Building Design Partnership
Architects, Designers and Engineers
16 Brewhouse Yard, Clerkenwell
London, EC1V 4LJ
Tel +44 (0)20 7812 8000
Fax +44 (0)20 7812 8399
www.bdp.co.uk


THE BRITISH MUSEUM
The South Stair, Central Saloon and Galleries 37 to 40

| | |
|---|---|
| LEAD ROOFS<br>DETAIL L4<br>ROOFLIGHT UPSTAND | A3<br>1:2<br>12.06 |
| LN08732 G12DDE-BDP-A-242D | B |

Glazing to 4 sides
Hipped Corners.

Baffle at Edge

775

Continuous Angle tieing all frames together.

Required Opening For Vents (All Opening Type)

600

20°

Individual Angular Aluminium Frame fitted to every Glass Stop and to Face of Sill Section.

Special Angular Aluminium Frame at Hip Corners.

THE ROOFLIGHTS AND EXTERNAL LOUVRES ARE BOTH CONTRACTOR DESIGN ITEMS

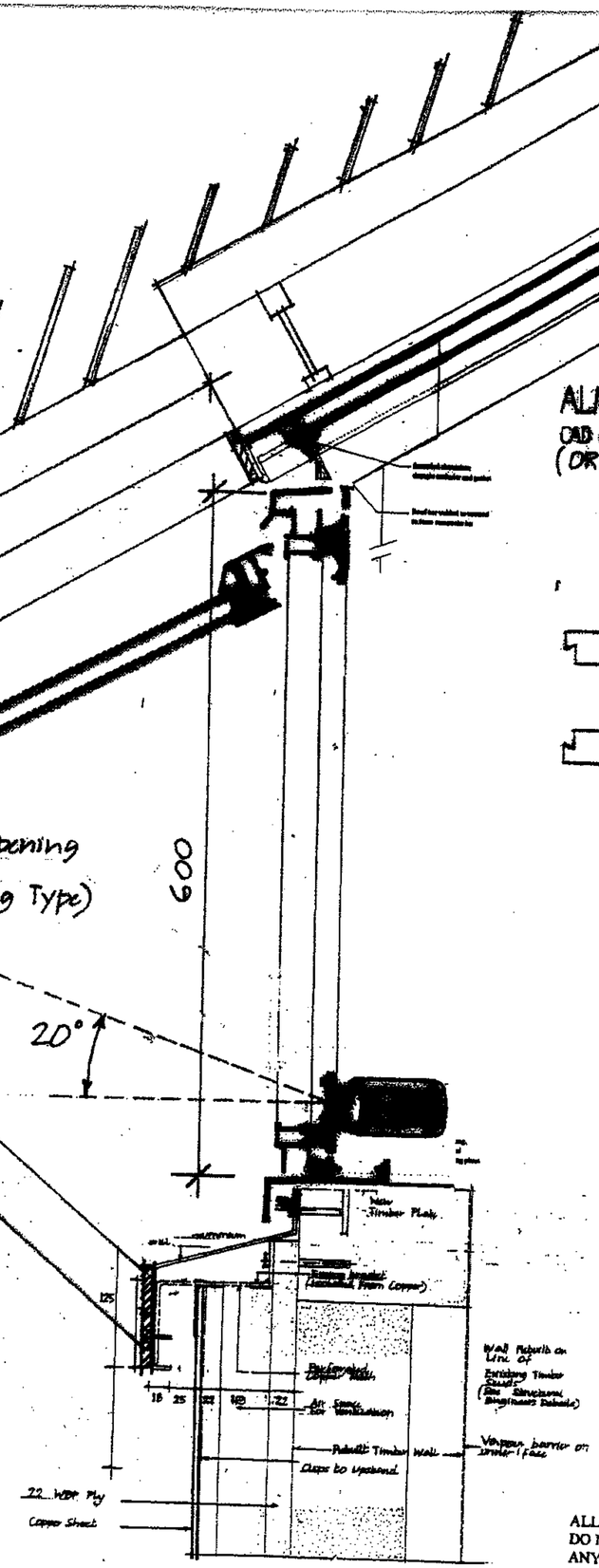


ALM100/1 Profile
CAD Code ALM1001
(OR SIML SPANGUARD SECTION)

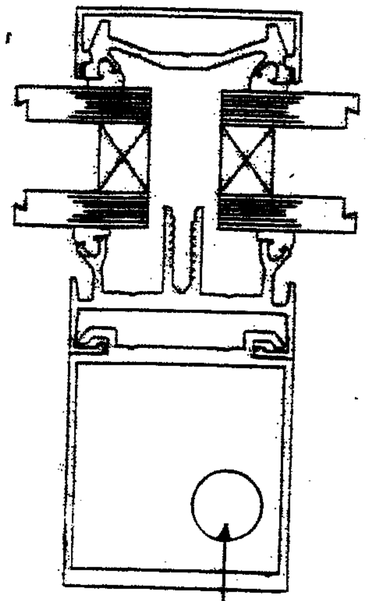

Roof Glazing Bars to make provision for Gas Fire Detection Tube to be run in Glazing Bars up to Ridge, in Each Rooflight

NOTES
1. This drawing supersedes A 2446

EXTERNAL BLINDS
Levolux Skyvane System 680 x 5
External Heavy Duty 80mm Version
Anodised Aluminium Polyester Powder Coated Paint Finish
Manual Operation with Gearbox and Detachable Handle
Extension at Eaves by 775 mms.
Allow Space For Cleaning Glass.

Rev. C. Tender Issue. Dwg. not recorded on prev. issue. JK 2.3.07
Rev. B. Tender Issue. External Louvres revised. Redrawn. Note 1. JK 22. 02. 07
Rev A. Tender Issue JK 20.12.06


Building Design Partnership
Architects, Designers and Engineers
16 Brewhouse Yard, Clerkenwell
London, EC1V 4LJ
Tel +44 (0)20 7812 8000
Fax +44 (0)20 7812 8009
www.bdp.co.uk


ALL DIMENSIONS TO BE CHECKED ON SITE. DO NOT SCALE FROM THIS DRAWING. ANY DRAWING ERRORS OR DIVERGENCES SHOULD BE BROUGHT TO THE ATTENTION OF BUILDING DESIGN PARTNERSHIP AT THE ADDRESS SHOWN BELOW

THE BRITISH MUSEUM
The South Stair, Central Saloon and Galleries 37 to 40

ROOFLIGHT DETAILS R1 INCLUDING EXTERNAL BLINDS

SCALE @A3 1:5

DATE 12.06

LN08732 Q200E-BDP-A-2435 C

ALL DIMENSIONS TO BE CHECKED ON SITE.
DO NOT SCALE FROM THIS DRAWING.
ANY DRAWING ERRORS OR DIVERGENCES SHOULD BE BROUGHT TO THE ATTENTION OF BUILDING DESIGN PARTNERSHIP AT THE ADDRESS SHOWN BELOW

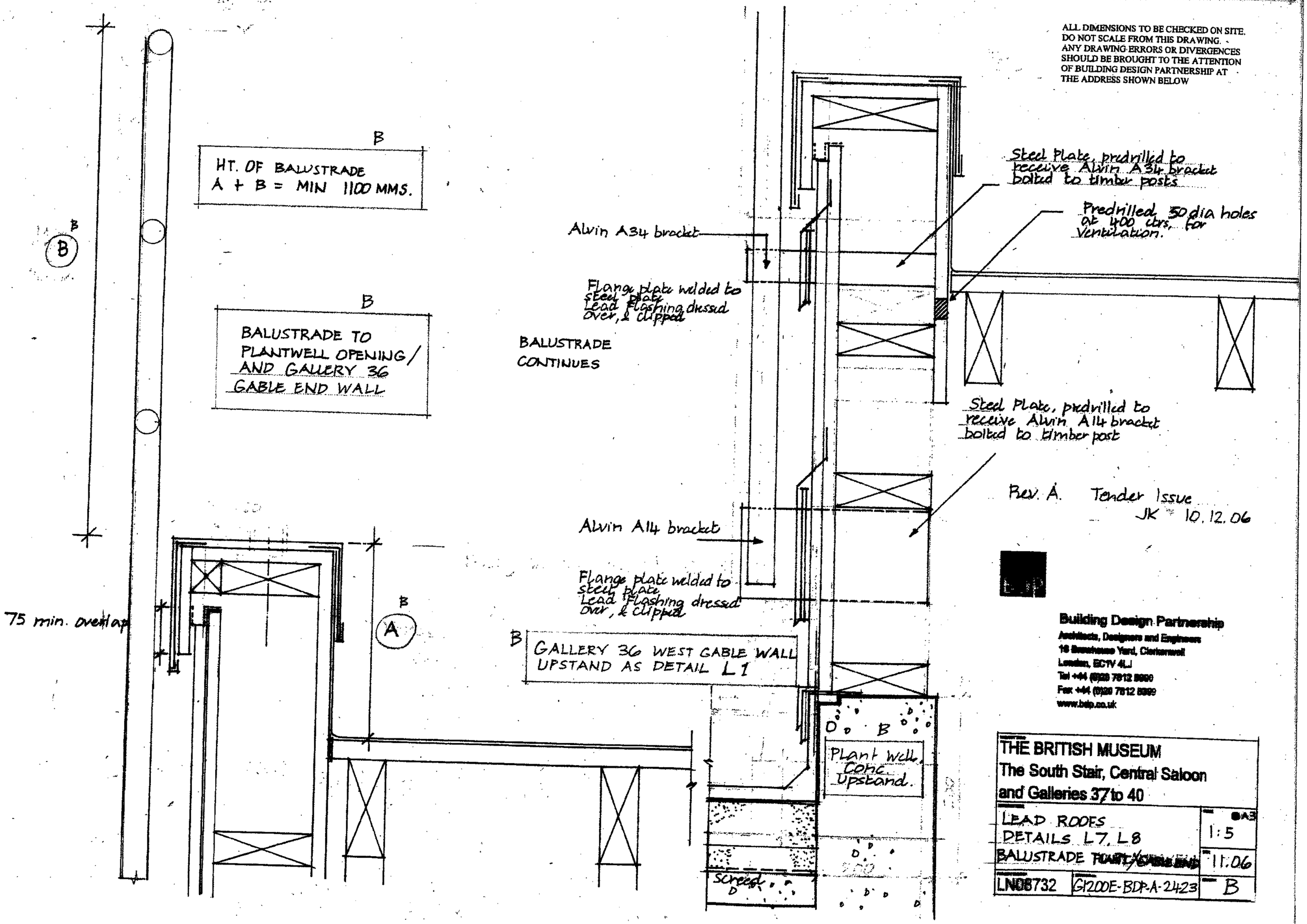


Rev. A. Tender Issue JK 10.12.06


Building Design Partnership
Architects, Designers and Engineers
19 Greenhouse Yard, Clerkenwell
London, EC1V 4LJ
Tel +44 (0)20 7812 8000
Fax +44 (0)20 7812 8000
www.bdp.co.uk


THE BRITISH MUSEUM
The South Stair, Central Saloon and Galleries 37 to 40

| | | |
|---|---|---|
| LEAD ROOFS DETAILS L7, L8 BALUSTRADE PLANTWELL/GABLE END | | A3 1:5 11.06 |
| LN08732 | G1200E-BDP-A-2423 | B |

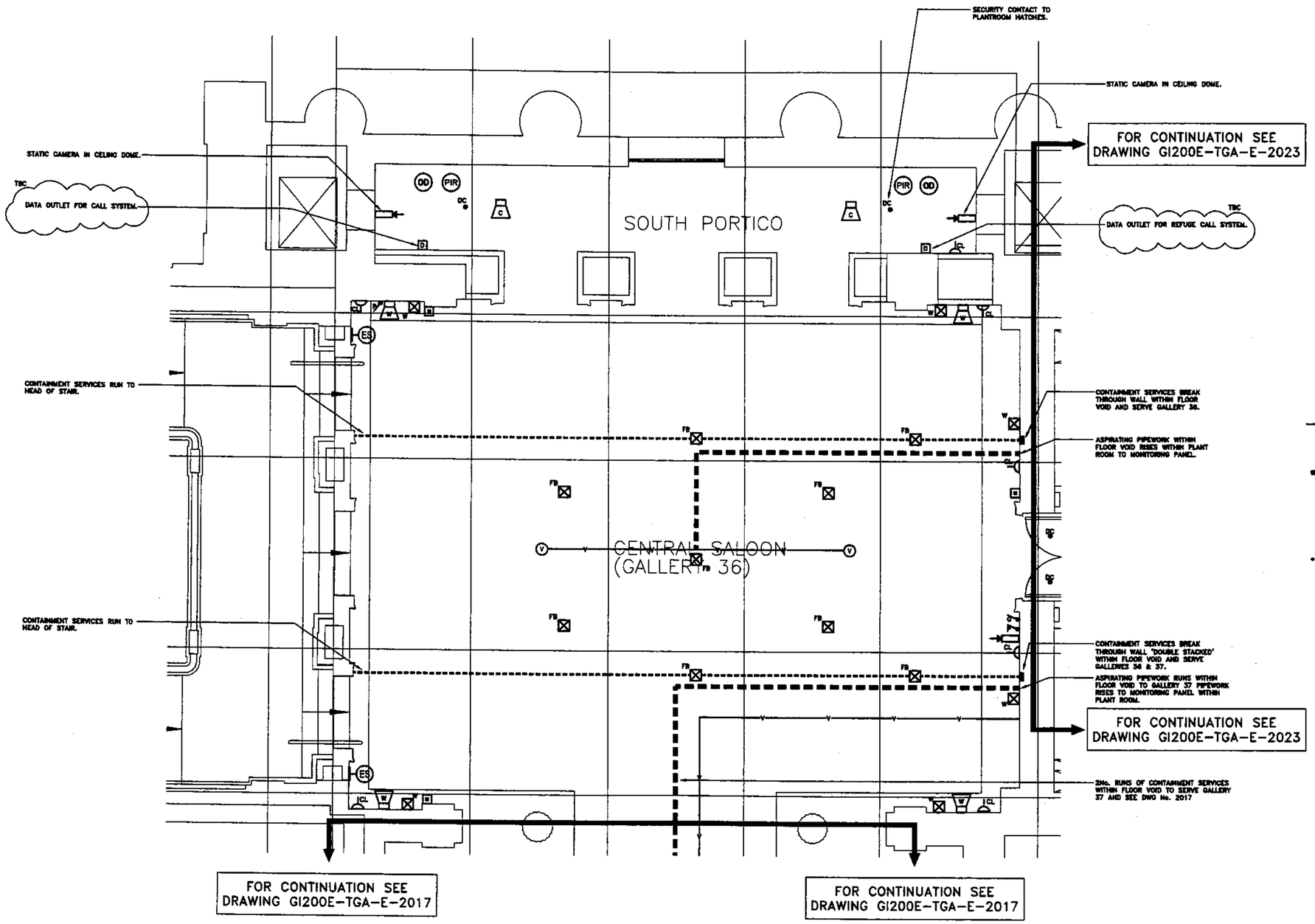


LEGEND

- ASPIRATING DETECTION SYSTEM PIPEWORK
- ASPIRATING FIRE DETECTION SYSTEM SAMPLING POINT
- DENOTES APPROXIMATE ROUTE OF CONTAINMENT SERVICES, INCLUDING 100 x 100mm L & P TRUNKING, 100 x 100mm DATA BASKET, 50 x 54mm EL BASKET, 50 x 54mm FD/VA BASKET, 50 x 54mm SECURITY BASKET, 50 x 54mm CCTV BASKET, 50 x 54mm BEMS BASKET DOUBLE STACKED WITH THE CONTAINMENT SERVICES LISTED BELOW.
- DENOTES APPROXIMATE ROUTE OF CONTAINMENT SERVICES INCLUDING: 100 x 100mm L & P TRUNKING, 100 x 54mm DATA BASKET, 100 x 54mm BEMS BASKET, 50 x 54mm FD/TVA BASKET, 50 x 54mm SECURITY BASKET
- PAN TILT AND ZOOM CCTV CAMERA
- STATIC CCTV CAMERA
- SECURITY DOOR CONTACT
- DATA OUTLET
- SECURITY PRESENCE DETECTOR (360°CEILING MOUNTED)
- SECURITY PRESENCE DETECTOR (WALL/TRACK MOUNTED)
- OPTICAL SMOKE DETECTOR/ ASPIRATING SAMPLING POINT
- WALL MOUNTED EMERGENCY LUMINAIRE
- GALLERY LIGHTING CONTROL SWITCH
- PATROL LIGHTING SWITCH
- SHOWCASE OUTLETS (WALL MOUNTED)
- SHOWCASE OUTLETS (FLOOR BOX)
- MANUAL CALL POINT
- BEAM DETECTOR
- BEAM MIRROR
- VOICE ALARM SPEAKER (CEILING MOUNTED)
- VOICE ALARM SPEAKER (WALL RECESSED)

| Rev | Date | Modification | All | DO Chk | Dwg Chk | App |
|---|---|---|---|---|---|---|
| 1 | – | UPDATED AND ISSUED FOR COMMENT. | SW | JS | JJ | SJO |

THE BRITISH MUSEUM

© THE BRITISH MUSEUM

Key:

Contractor:
T.G.A. Consulting Engineers
Armstrong House
Abingdonside Business Park
Dorchester
DH1 3SH
Tel: 01917 205 2314
Fax: 01917 205 2349
E-mail: dorchester@tga.co.uk
tga Consulting Engineers
TGA No:L:\8228\ELEC\GI200E-2014-2017-2020-2023.dwg

| Drawn | DO Chk | Dwg Chk | Approved |
|---|---|---|---|
| KS | KS | SO | |
| Date NOV 06 | Date NOV 06 | Date NOV 06 | Date DEC 06 |

Scale:
1:50 (A1)
1:100 (A3)

Title:
SECTOR B
LEVEL 6
REFURBISHMENT OF GALLERIES 36..40
FLOOR LEVEL ELECTRICAL SERVICES
ROOM 36

Drawing No. GI200E-TGA-E-2014

Rev. 1

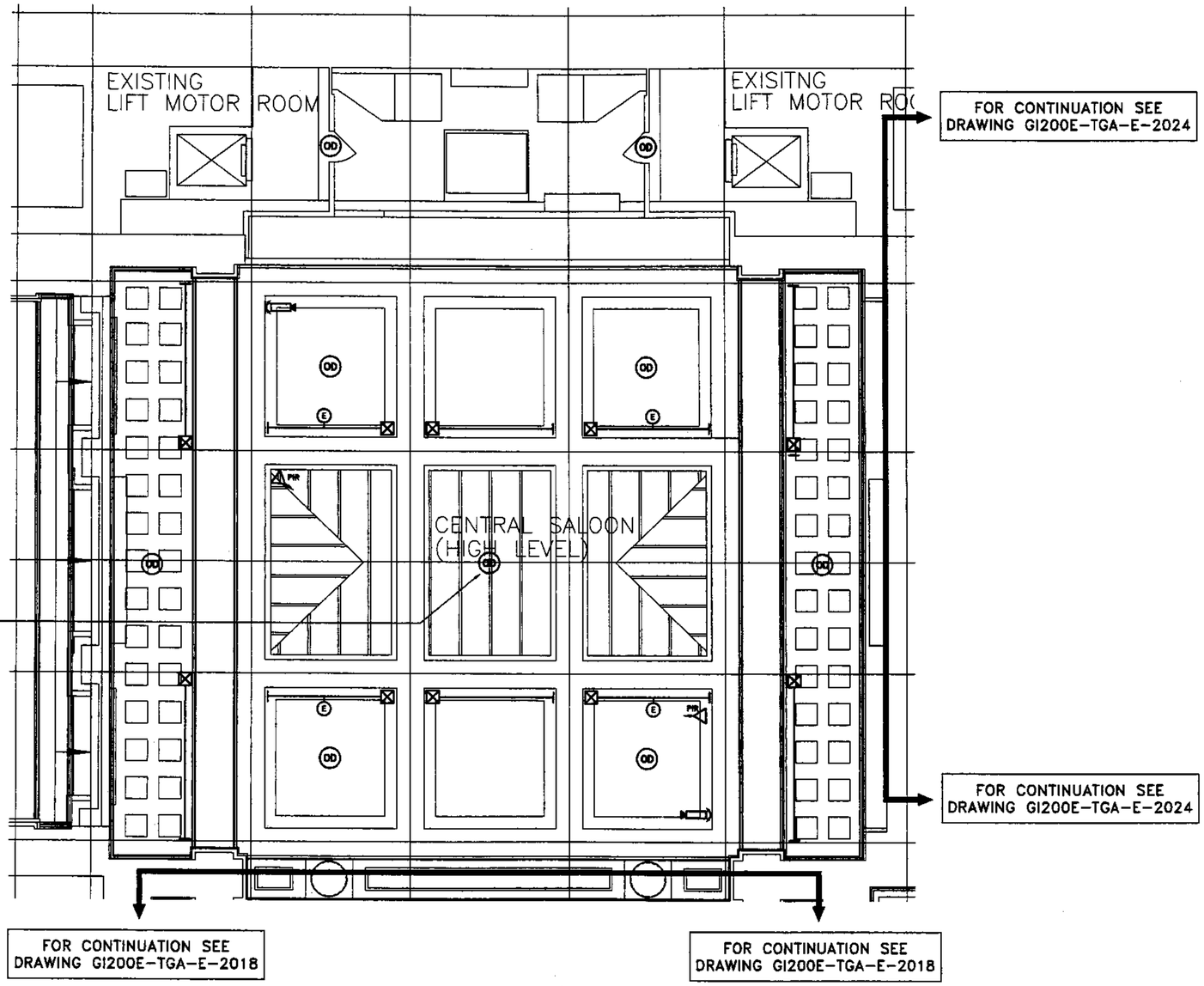


**NOTES**

1. ALL CABLING & CONTAINMENT ASSOCIATED WITH LIGHTING, EMERGENCY LIGHTING, FIRE ALARM & SECURITY INSTALLATIONS SHALL BE ROUTED IN THE ROOF VOID.
2. PROVIDE FLEX OUTLET ADJACENT LIGHTING TRACK FOR TRACK MOUNTED SECURITY DEVICE.
3. CEILING/WALL MOUNTED PAN, TILT, & ZOOM CAMERA. REFER TO DRAWING GI200E-TGA-E-XXXX.
4. PROVIDE FLEX OUTLET ADJACENT LIGHTING TRACK FOR TRACK MOUNTED EMERGENCY LUMINAIRE. SEE DRAWING No. GI200E-TGA-E-XXXX

**LEGEND**

- PAN TILT AND ZOOM CCTV CAMERA
- STATIC CCTV CAMERA
- LIGHTING TRACK
- DC — SECURITY DOOR CONTACT
- D — DATA OUTLET
- PIR — SECURITY PRESENCE DETECTOR (360°CEILING MOUNTED)
- PIR — SECURITY PRESENCE DETECTOR (WALL/TRACK MOUNTED)
- OD — OPTICAL SMOKE DETECTOR/ ASPIRATING SAMPLING POINT
- ES — WALL MOUNTED EMERGENCY LUMINAIRE
- E — TRACK MOUNTED EMERGENCY LUMINAIRE
- G — GALLERY LIGHTING CONTROL SWITCH
- P — PATROL LIGHTING SWITCH
- W — SHOWCASE OUTLETS (WALL MOUNTED)
- FB — SHOWCASE OUTLETS (FLOOR BOX)
- M — MANUAL CALL POINT
- C — VOICE ALARM SPEAKER (CEILING MOUNTED)
- W — VOICE ALARM SPEAKER (WALL RECESSED)

A1

| Rev | Date | Modification | All | BD | Drld Chk | Drld App | Rev | Date | Modification | All | BD | Drld Chk | Drld App | Rev | Date | Modification | All | BD | Drld Chk | Drld App | Rev | Date | Modification | All | BD | Drld Chk | Drld App |
|---|---|---|---|---|---|---|---|---|---|---|---|---|---|---|---|---|---|---|---|---|---|---|---|---|---|---|---|
| 1 | - | UPDATED AND ISSUED FOR COMMENT. | SW | JS | JJ | SJO | | | | | | | | | | | | | | | | | | | | | |

THE BRITISH MUSEUM

© THE BRITISH MUSEUM

Key:

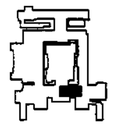

Contractor:

T.G.A. Consulting Engineers
Amesbury House
Abbeymeads Business Park
Swindon
SN1 5QH
Tel: 01501 355 5244
Fax: 01501 355 5249
E-mail: swindon@tga-uk.co.uk

tga Consulting Engineers

TGA No:J:\6228\ELEC\GI200E-2015-2018-2021-2024.dwg

| Drawn | BD Chk | Orig Chk | Approved |
|---|---|---|---|
| KS | KS | JJ | |
| Date NOV 06 | Date NOV 06 | Date NOV 06 | Date DEC 06 |

Scale:
1:50 (A1)
1:100 (A3)

Title:
SECTOR B
LEVEL 6
REFURBISHMENT OF GALLERIES 36..40
CEILING LEVEL / MEZZANINE LEVEL
ELECTRICAL SERVICES - ROOM 36

Drawing No. GI200E-TGA-E-2015

Rev. 1

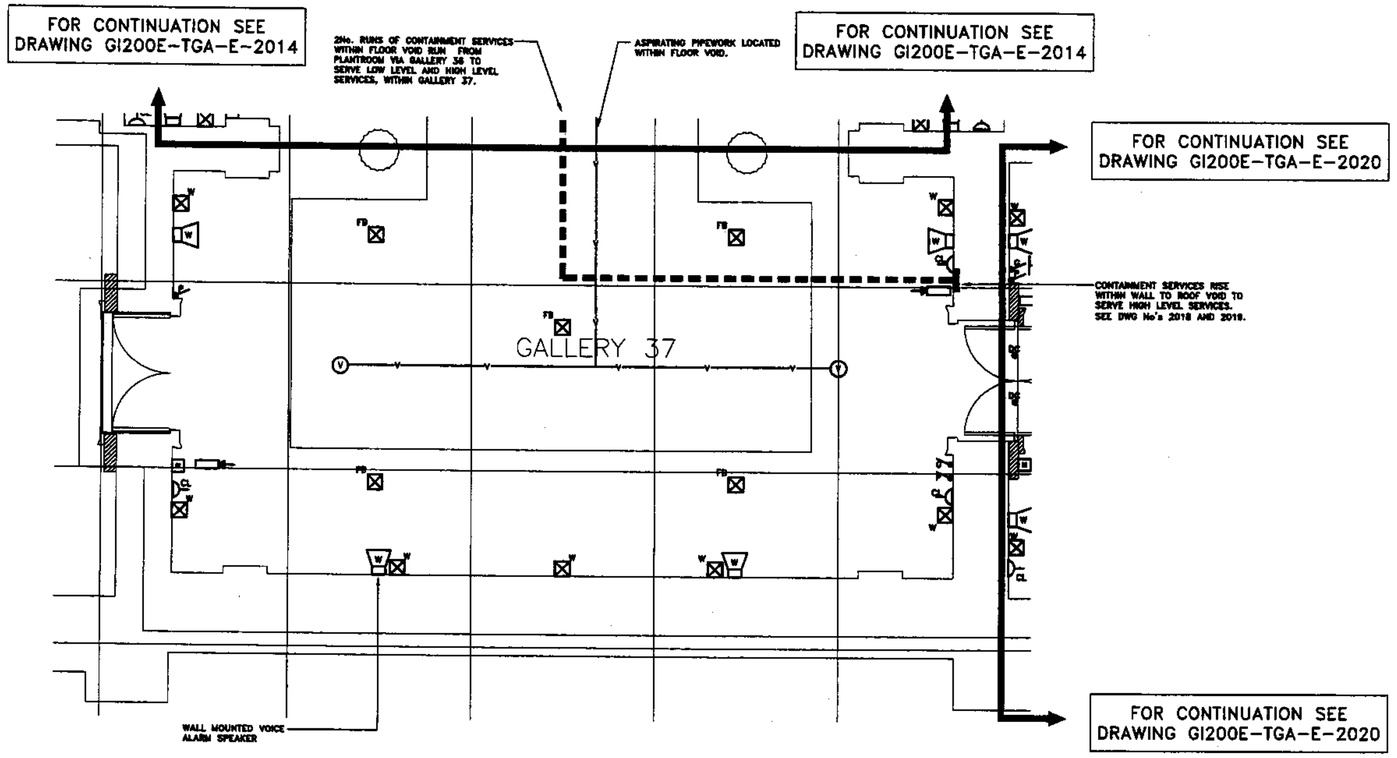


LEGEND

—V—V— ASPIRATING DETECTION SYSTEM PIPEWORK

(V) ASPIRATING FIRE DETECTION SYSTEM SAMPLING POINT

DENOTES APPROXIMATE ROUTE OF CONTAINMENT SERVICES, INCLUDING
100 x 100mm L & P TRUNKING
100 x 100mm DATA BASKET
50 x 54mm EL BASKET
50 x 54mm FD/VA BASKET
50 x 54mm SECURITY BASKET
50 x 54mm CCTV BASKET
50 x 54mm BEMS BASKET
DOUBLE STACKED WITH THE CONTAINMENT SERVICES LISTED BELOW.

DENOTES APPROXIMATE ROUTE OF CONTAINMENT SERVICES INCLUDING:
100 x 100mm L & P TRUNKING
100 x 54mm DATA BASKET
100 x 54mm BEMS BASKET
50 x 54mm FD/FVA BASKET
50 x 54mm SECURITY BASKET

PAN TILT AND ZOOM CCTV CAMERA

STATIC CCTV CAMERA

SC SECURITY DOOR CONTACT

D DATA OUTLET

PIR SECURITY PRESENCE DETECTOR (360°CEILING MOUNTED)

PIR SECURITY PRESENCE DETECTOR (WALL/TRACK MOUNTED)

OD OPTICAL SMOKE DETECTOR/ ASPIRATING SAMPLING POINT

ES WALL MOUNTED EMERGENCY LUMINAIRE

G GALLERY LIGHTING CONTROL SWITCH

P PATROL LIGHTING SWITCH

W SHOWCASE OUTLETS (WALL MOUNTED)

FB SHOWCASE OUTLETS (FLOOR BOX)

MANUAL CALL POINT

BD BEAM DETECTOR

BM BEAM MIRROR

C VOICE ALARM SPEAKER (CEILING MOUNTED)

W VOICE ALARM SPEAKER (WALL RECESSED)

A1

| Rev | Date | Modification | All | SO Chkd | Grid Chkd | App |
|---|---|---|---|---|---|---|
| 1 | – | UPDATED AND ISSUED FOR COMMENT. | SW | JS | LJ | SJO |

THE BRITISH MUSEUM

© THE BRITISH MUSEUM.

Key:

Contractor:

T.G.A. Consulting Engineers
Armstrong House
Aldingbrande Business Park
Durham
DH1 5BH
Tel: 0191 386 9944
Fax: 0191 386 9949
E-mail: durham@tga.co.uk

tga Consulting Engineers

TGA Mod:\6228\ELEC\GI200E-2014-2017-2020-2023.dwg

| Drawn | SO Chk | Grid Chk | Approved |
|---|---|---|---|
| KS | KS | JJ | |
| NOV 06 | NOV 06 | NOV 06 | DEC 06 |

Scale:
1:50 (A1)
1:100 (A3)

Title:
SECTOR B
LEVEL 6
REFURBISHMENT OF GALLERIES 36..40
FLOOR LEVEL ELECTRICAL SERVICES
ROOM 37

Drawing No. GI200E-TGA-E-2017

Rev. 1

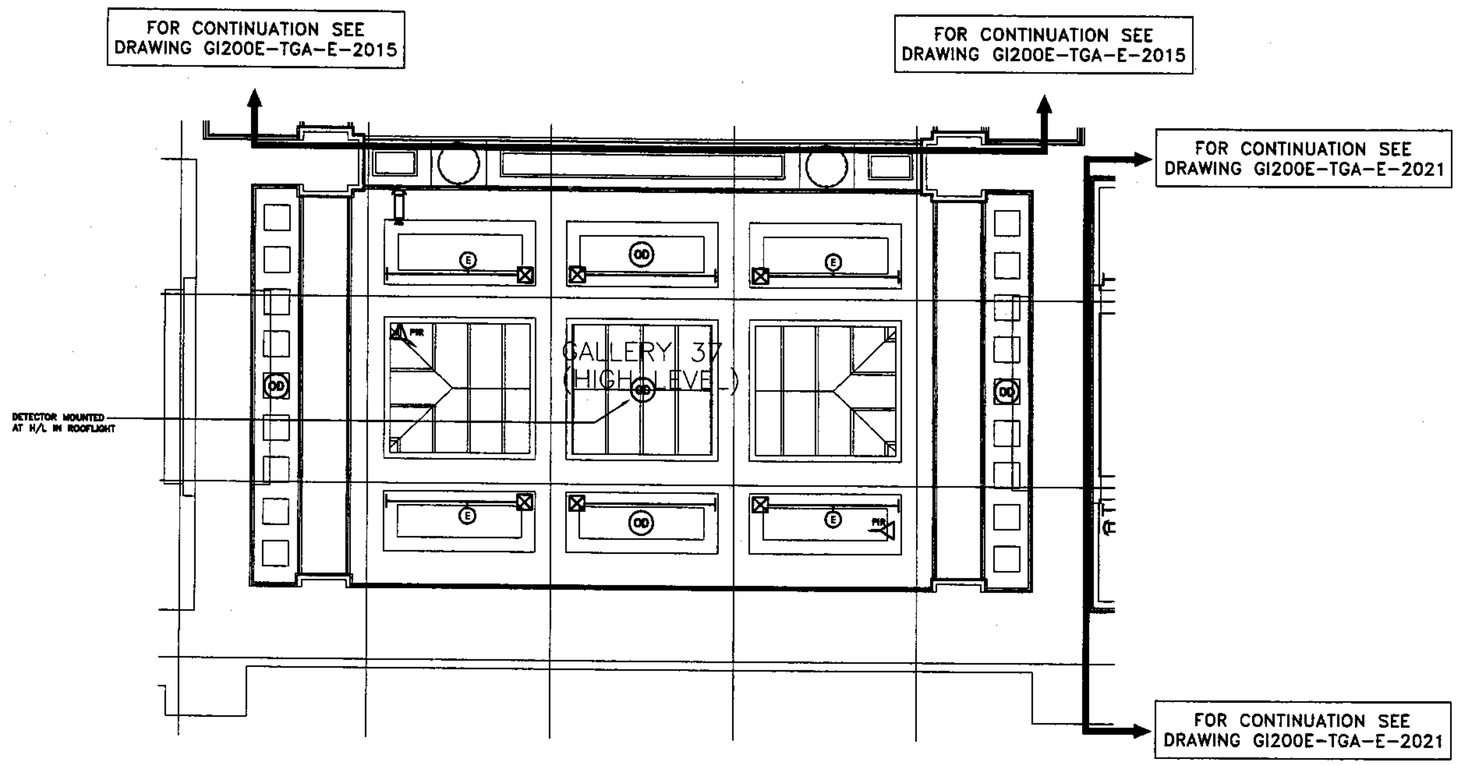


NOTES

1. ALL CABLING & CONTAINMENT ASSOCIATED WITH LIGHTING, EMERGENCY LIGHTING, FIRE ALARM & SECURITY INSTALLATIONS SHALL BE ROUTED IN THE ROOF VOID.
2. PROVIDE FLEX OUTLET ADJACENT LIGHTING TRACK FOR TRACK MOUNTED SECURITY DEVICE.
3. CEILING/WALL MOUNTED PAN, TILT, & ZOOM CAMERA. REFER TO DRAWING GI200E-TGA-E-XXXX.
4. PROVIDE FLEX OUTLET ADJACENT LIGHTING TRACK FOR TRACK MOUNTED EMERGENCY LUMINAIRE. SEE DRAWING No. GI200E-TGA-E-xxxx

LEGEND

- PAN TILT AND ZOOM CCTV CAMERA
- STATIC CCTV CAMERA
- LIGHTING TRACK
- SC — SECURITY DOOR CONTACT
- D — DATA OUTLET
- PIR — SECURITY PRESENCE DETECTOR (360°CEILING MOUNTED)
- PIR — SECURITY PRESENCE DETECTOR (WALL/TRACK MOUNTED)
- OD — OPTICAL SMOKE DETECTOR/ ASPIRATING SAMPLING POINT
- ES — WALL MOUNTED EMERGENCY LUMINAIRE
- E — TRACK MOUNTED EMERGENCY LUMINAIRE
- G — GALLERY LIGHTING CONTROL SWITCH
- P — PATROL LIGHTING SWITCH
- W — SHOWCASE OUTLETS (WALL MOUNTED)
- FB — SHOWCASE OUTLETS (FLOOR BOX)
- M — MANUAL CALL POINT
- C — VOICE ALARM SPEAKER (CEILING MOUNTED)
- W — VOICE ALARM SPEAKER (WALL RECESSED)

A1

| Rev | Date | Modification | All | SO Chk | Grid Chk | App |
|---|---|---|---|---|---|---|
| 1 | – | UPDATED AND ISSUED FOR COMMENT. | SW | JS | LJ | SJO |

THE BRITISH MUSEUM

© THE BRITISH MUSEUM

Key:

Contractor:

T.G.A. Consulting Engineers
Armstrong House
Abingdonside Business Park
Dorchester
DT1 2DH
Tel: 01301 300 2014
Fax: 01301 300 0910
E-mail: dorchester@tga.co.uk

tga Consulting Engineers

TGA No:A\6228\ELEC\GI200E-2015-2018-2021-2024.dwg

| Drawn | SO Chk | Dep Chk | Approved |
|---|---|---|---|
| KS | KS | SO | |
| Date NOV 06 | Date NOV 06 | Date NOV 06 | Date DEC 06 |

Scale:
1:50 (A1)
1:100 (A3)

Title:
SECTOR B
LEVEL 6
REFURBISHMENT OF GALLERIES 36..40
CEILING LEVEL / MEZZANINE LEVEL
ELECTRICAL SERVICES – ROOM 37

Drawing No. GI200E-TGA-E-2018

Rev. 1

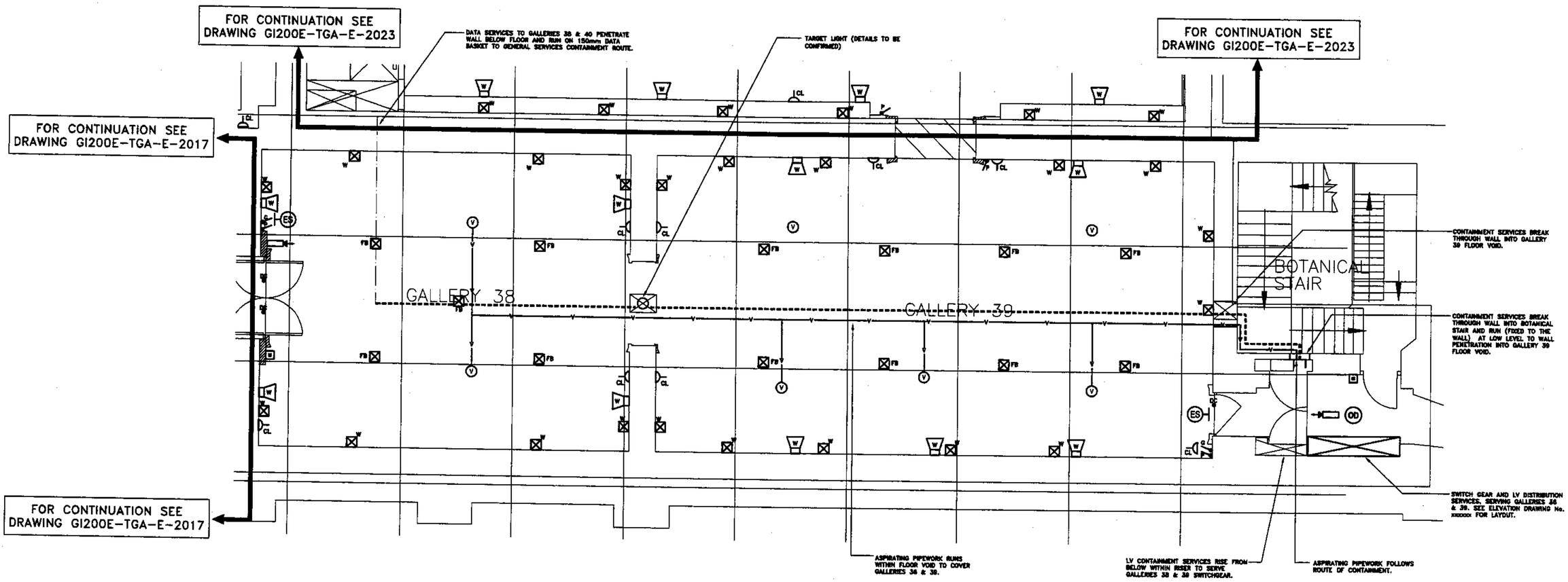


LEGEND

—V——V— ASPIRATING DETECTION SYSTEM PIPEWORK

(V) ASPIRATING FIRE DETECTION SYSTEM SAMPLING POINT

DENOTES APPROXIMATE ROUTE OF CONTAINMENT SERVICES, INCLUDING
100 x 100mm L & F TRUNKING
100 x 100mm DATA BASKET
50 x 54mm EL BASKET
50 x 54mm FD/VA BASKET
50 x 54mm SECURITY BASKET
50 x 54mm CCTV BASKET
50 x 54mm BEMS BASKET
DOUBLE STACKED WITH THE CONTAINMENT SERVICES LISTED BELOW.

DENOTES APPROXIMATE ROUTE OF CONTAINMENT SERVICES INCLUDING:
100 x 100mm L & F TRUNKING
100 x 54mm DATA BASKET
100 x 54mm BEMS BASKET
50 x 54mm FD/EVA BASKET
50 x 54mm SECURITY BASKET

PAN TILT AND ZOOM CCTV CAMERA

STATIC CCTV CAMERA

DC SECURITY DOOR CONTACT

D DATA OUTLET

PIR SECURITY PRESENCE DETECTOR (360°CEILING MOUNTED)

PIR SECURITY PRESENCE DETECTOR (WALL/TRACK MOUNTED)

OD OPTICAL SMOKE DETECTOR/ ASPIRATING SAMPLING POINT

ES WALL MOUNTED EMERGENCY LUMINAIRE

GALLERY LIGHTING CONTROL SWITCH

PATROL LIGHTING SWITCH

W SHOWCASE OUTLETS (WALL MOUNTED)

FB SHOWCASE OUTLETS (FLOOR BOX)

MANUAL CALL POINT

BD BEAM DETECTOR

BM BEAM MIRROR

C VOICE ALARM SPEAKER (CEILING MOUNTED)

W VOICE ALARM SPEAKER (WALL RECESSED)

A1

| Rev | Date | Modification | All | SO Chk | Chief Chk | App |
|---|---|---|---|---|---|---|
| 1 | – | UPDATED AND ISSUED FOR COMMENT. | SW | JS | LJ | SJO |

THE BRITISH MUSEUM

©THE BRITISH MUSEUM

Key:

Contractor:

T.G.A. Consulting Engineers
Armstrong House
Aldermaston Business Park
Dorking
RH1 2NH
Tel: 01306 882 224
Fax: 01306 886 649
E-Mail: dorking@tga-uk.net

tga Consulting Engineers

TGA Ref:K:\6228\GI\E\GI200E-2014-2017-2020-2023.dwg

| Drawn | SO Chk | Eng Chk | Approved |
|---|---|---|---|
| KS | KS | SO | |
| Date NOV 06 | Date NOV 06 | Date NOV 06 | Date DEC 06 |

Scale:
1:50 (A1)
1:100 (A3)

Title:
SECTOR B
LEVEL 6
REFURBISHMENT OF GALLERIES 36..40
FLOOR LEVEL ELECTRICAL SERVICES
ROOMS 38 AND 39

Drawing No. GI200E-TGA-E-2020

Rev. 1

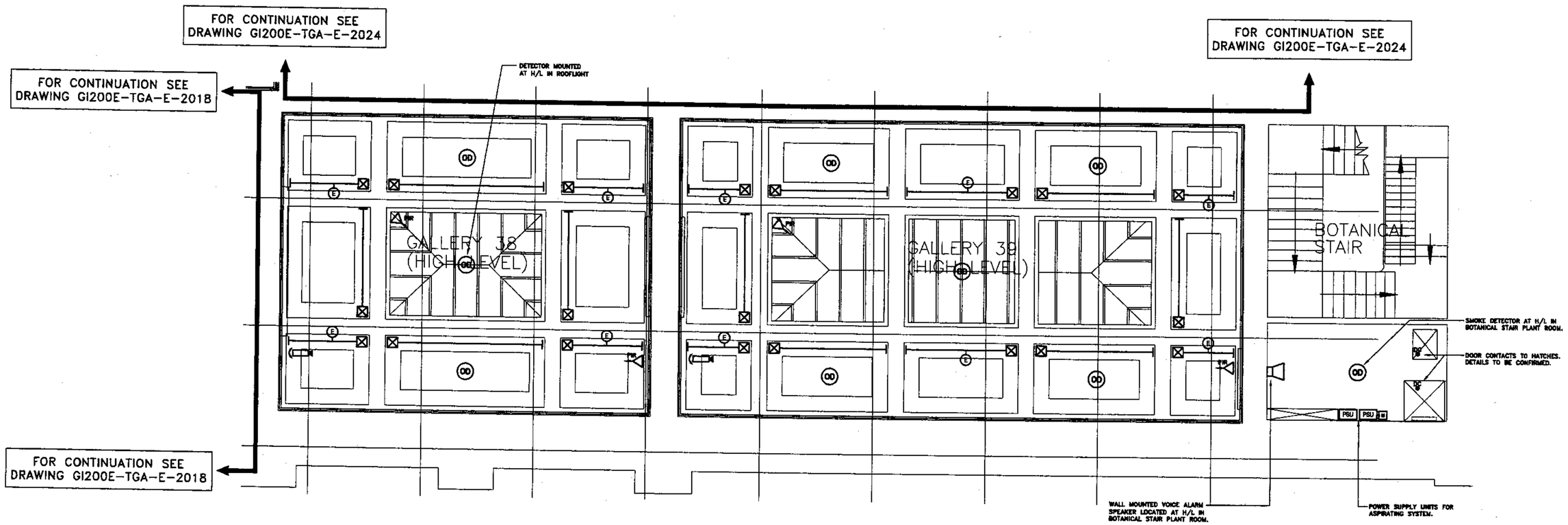


LEGEND

- PAN TILT AND ZOOM CCTV CAMERA
- STATIC CCTV CAMERA
- LIGHTING TRACK
- SECURITY DOOR CONTACT
- DATA OUTLET
- SECURITY PRESENCE DETECTOR (360°CEILING MOUNTED)
- SECURITY PRESENCE DETECTOR (WALL/TRACK MOUNTED)
- OPTICAL SMOKE DETECTOR/ ASPIRATING SAMPLING POINT
- WALL MOUNTED EMERGENCY LUMINAIRE
- TRACK MOUNTED EMERGENCY LUMINAIRE
- GALLERY LIGHTING CONTROL SWITCH
- PATROL LIGHTING SWITCH
- SHOWCASE OUTLETS (WALL MOUNTED)
- SHOWCASE OUTLETS (FLOOR BOX)
- MANUAL CALL POINT
- BEAM DETECTOR
- BEAM MIRROR
- VOICE ALARM SPEAKER (CEILING MOUNTED)
- VOICE ALARM SPEAKER (WALL RECESSED)

NOTES

1. ALL CABLING & CONTAINMENT ASSOCIATED WITH LIGHTING, EMERGENCY LIGHTING, FIRE ALARM & SECURITY INSTALLATIONS SHALL BE ROUTED IN THE ROOF VOID.
2. PROVIDE FLEX OUTLET ADJACENT LIGHTING TRACK FOR TRACK MOUNTED SECURITY DEVICE.
3. CEILING/WALL MOUNTED PAN, TILT, & ZOOM CAMERA. REFER TO DRAWING GI200E-TGA-E-XXXX.
4. PROVIDE FLEX OUTLET ADJACENT LIGHTING TRACK FOR TRACK MOUNTED EMERGENCY LUMINAIRE. SEE DRAWING No. GI200E-TGA-E-XXXX

| Rev | Date | Modification | All | BD Chkd | Drlg Chkd | App |
|---|---|---|---|---|---|---|
| 1 | – | UPDATED AND ISSUED FOR COMMENT. | SW | JS | JJ | SJO |

THE BRITISH MUSEUM

© THE BRITISH MUSEUM

Key:

Contractor:

T.G.A. Consulting Engineers
Amerdrain House
Abbeymeads Business Park
Durham
DH1 5GH
Tel: 0191 386 3314
Fax: 0191 386 3349
E-Mail: durham@tga.co.uk

tga Consulting Engineers

TGA No:J:\8228\ELEC\GI200E-2015-2018-2021-2024.dwg

| Drawn | BD Chk | Drlg Chk | Approved |
|---|---|---|---|
| KS | KS | JJ | |
| Date NOV 06 | Date NOV 06 | Date NOV 06 | Date NOV 06 |

Scale:
1:50 (A1)
1:100 (A3)

Title:
SECTOR B
LEVEL 6
REFURBISHMENT OF GALLERIES 36..40
CEILING LEVEL / MEZZANINE LEVEL
ELECTRICAL SERVICES – ROOMS 38 AND 39

Drawing No. GI200E-TGA-E-2021

Rev. 1

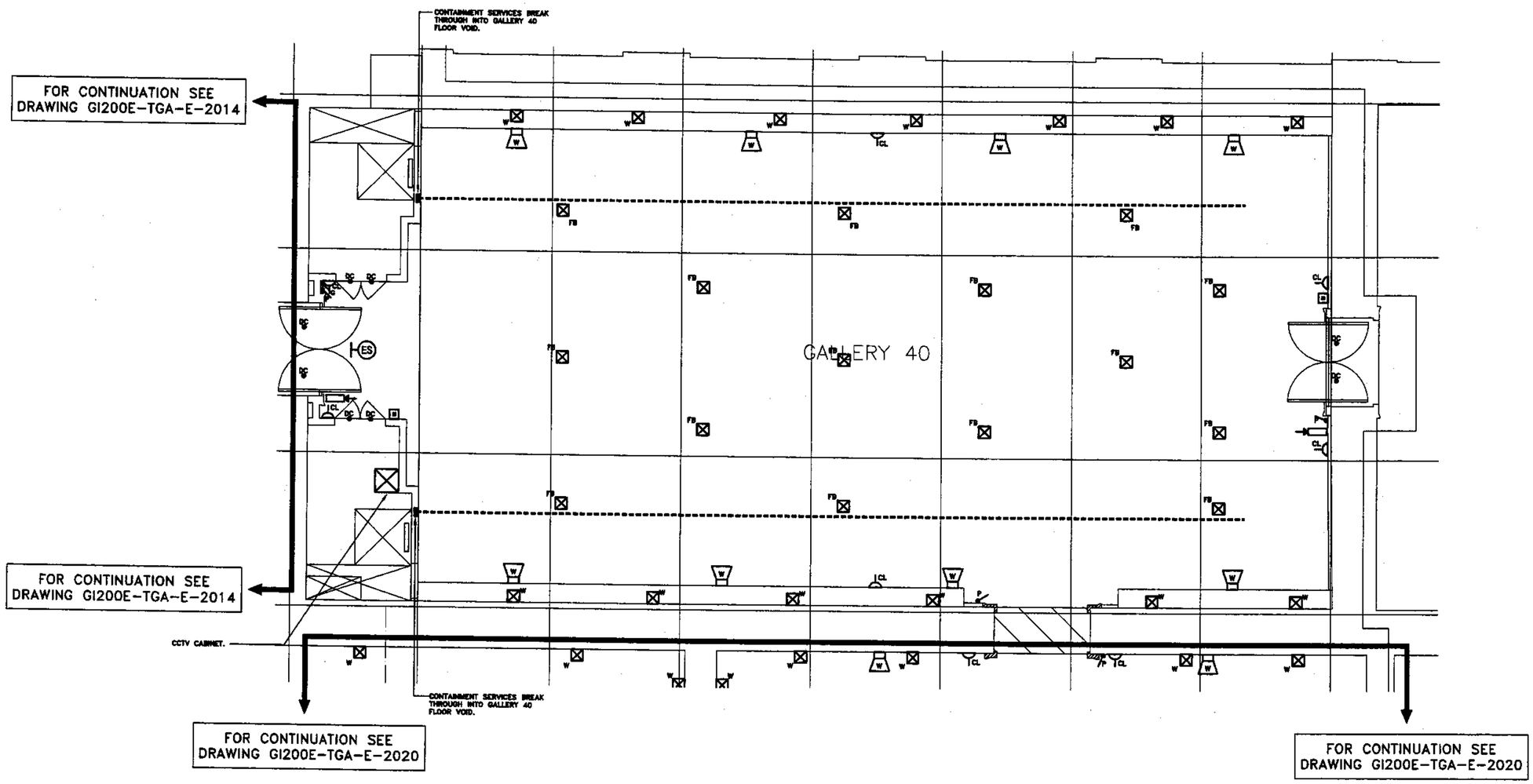


LEGEND

- ASPIRATING DETECTION SYSTEM PIPEWORK
- ASPIRATING FIRE DETECTION SYSTEM SAMPLING POINT
- DENOTES APPROXIMATE ROUTE OF CONTAINMENT SERVICES, INCLUDING 100 x 100mm L & P TRUNKING 100 x 100mm DATA BASKET 50 x 54mm EL BASKET 50 x 54mm FD/VA BASKET 50 x 54mm SECURITY BASKET 50 x 54mm CCTV BASKET 50 x 54mm BMS BASKET DOUBLE STACKED WITH THE CONTAINMENT SERVICES LISTED BELOW.
- DENOTES APPROXIMATE ROUTE OF CONTAINMENT SERVICES INCLUDING: 100 x 100mm L & P TRUNKING 100 x 54mm DATA BASKET 100 x 54mm BCMS BASKET 50 x 54mm FD/TVA BASKET 50 x 54mm SECURITY BASKET
- PAN TILT AND ZOOM CCTV CAMERA
- STATIC CCTV CAMERA
- SECURITY DOOR CONTACT
- DATA OUTLET
- SECURITY PRESENCE DETECTOR (360°CEILING MOUNTED)
- SECURITY PRESENCE DETECTOR (WALL/TRACK MOUNTED)
- OPTICAL SMOKE DETECTOR/ ASPIRATING SAMPLING POINT
- WALL MOUNTED EMERGENCY LUMINAIRE
- GALLERY LIGHTING CONTROL SWITCH
- PATROL LIGHTING SWITCH
- SHOWCASE OUTLETS (WALL MOUNTED)
- SHOWCASE OUTLETS (FLOOR BOX)
- MANUAL CALL POINT
- BEAM DETECTOR
- BEAM MIRROR
- VOICE ALARM SPEAKER (CEILING MOUNTED)
- VOICE ALARM SPEAKER (WALL RECESSED)

| Rev | Date | Modification | All | BD Chkd | Chkd Dwg | App Dwg |
|---|---|---|---|---|---|---|
| 1 | – | UPDATED AND ISSUED FOR COMMENT. | SW | JS | LJ | SJO |

THE BRITISH MUSEUM

©THE BRITISH MUSEUM.

Key:

Contractor:

T.G.A. Consulting Engineers
Amersham House
Amersham Business Park
Sevenoaks
Kent TN14 6QR
Tel: 0191 285 5214
Fax: 0191 285 5049
E-mail: email@tga.co.uk

tga Consulting Engineers

TGA Mod:\6228\ELEC\GI200E-2014-2017-2020-2023.dwg

| Drawn | BD Chk | Dwg Chk | Approved |
|---|---|---|---|
| KS | KS | SO | SJO |
| Date NOV 06 | Date NOV 06 | Date NOV 06 | Date NOV 06 |

Scale:
1:50 (A1)
1:100 (A3)

Title:
SECTOR B
LEVEL 6
REFURBISHMENT OF GALLERIES 36..40
FLOOR LEVEL ELECTRICAL SERVICES
ROOM 40

Drawing No. GI200E-TGA-E-2023

Rev. 1

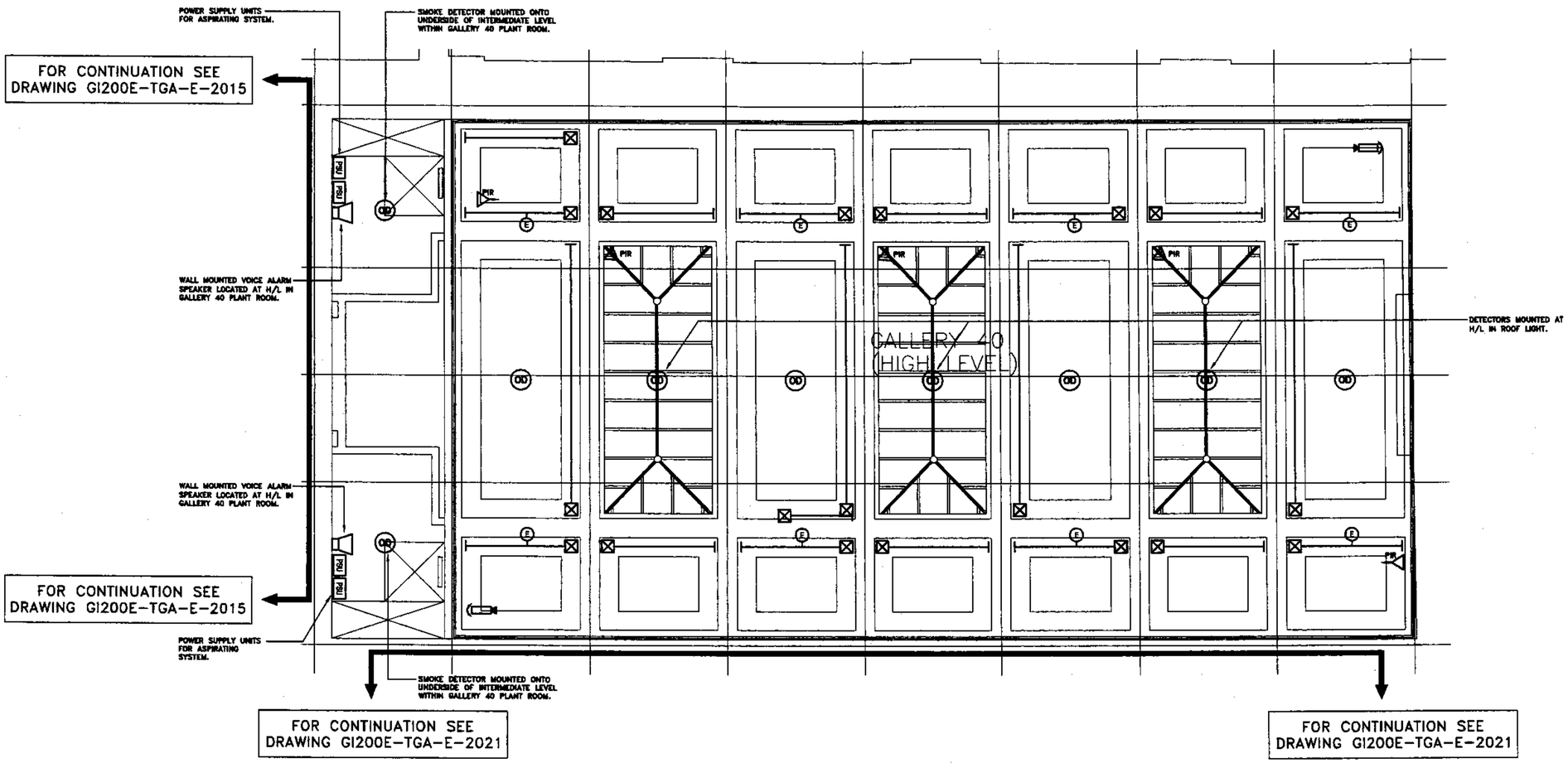


NOTES

1. ALL CABLING & CONTAINMENT ASSOCIATED WITH LIGHTING, EMERGENCY LIGHTING, FIRE ALARM & SECURITY INSTALLATIONS SHALL BE ROUTED IN THE ROOF VOID.
2. PROVIDE FLEX OUTLET ADJACENT LIGHTING TRACK FOR TRACK MOUNTED SECURITY DEVICE.
3. CEILING/WALL MOUNTED PAN, TILT, & ZOOM CAMERA. REFER TO DRAWING GI200E-TGA-E-XXXX.
4. PROVIDE FLEX OUTLET ADJACENT LIGHTING TRACK FOR TRACK MOUNTED EMERGENCY LUMINAIRE. SEE DRAWING No. GI200E-TGA-E-xxxx

LEGEND

- PAN TILT AND ZOOM CCTV CAMERA
- STATIC CCTV CAMERA
- LIGHTING TRACK
- SECURITY DOOR CONTACT
- DATA OUTLET
- SECURITY PRESENCE DETECTOR (360°CEILING MOUNTED)
- SECURITY PRESENCE DETECTOR (WALL/TRACK MOUNTED)
- OPTICAL SMOKE DETECTOR/ ASPIRATING SAMPLING POINT
- WALL MOUNTED EMERGENCY LUMINAIRE
- TRACK MOUNTED EMERGENCY LUMINAIRE
- GALLERY LIGHTING CONTROL SWITCH
- PATROL LIGHTING SWITCH
- SHOWCASE OUTLETS (WALL MOUNTED)
- SHOWCASE OUTLETS (FLOOR BOX)
- MANUAL CALL POINT
- BEAM DETECTOR
- BEAM MIRROR
- VOICE ALARM SPEAKER (CEILING MOUNTED)
- VOICE ALARM SPEAKER (WALL RECESSED)

A1

| Rev | Date | Modification | Alt | BD Chk | Drg Chk | App |
|---|---|---|---|---|---|---|
| 1 | - | UPDATED AND ISSUED FOR COMMENT. | SW | JS | JJ | SJO |

THE BRITISH MUSEUM

©THE BRITISH MUSEUM.

Key:

Contractor:

T.G.A. Consulting Engineers
Jonathong House
Kingsmead Business Park
Durham
SH1 5SH
Tel: 0191 386 5214
Fax: 0191 386 5240
E-Mail: durham@tgaea.co.uk

tga Consulting Engineers

TGA Mod:\5236\ELEC\GI200E-2015-2018-2021-2024.dwg

| Drawn | BD Chk | Drg Chk |
|---|---|---|
| KS | KS | JJ |
| Date NOV 06 | Date NOV 06 | Date NOV 06 |

Approved

Date

Scale:
1:50 (A1)
1:100 (A3)

Title:
SECTOR B
LEVEL 6
REFURBISHMENT OF GALLERIES 36..40
CEILING LEVEL / MEZZANINE LEVEL
ELECTRICAL SERVICES - ROOM 40

Drawing No. GI200E-TGA-E-2024

Rev. 1