MultiStoreyAirFlueSystems

SYSTEM A.

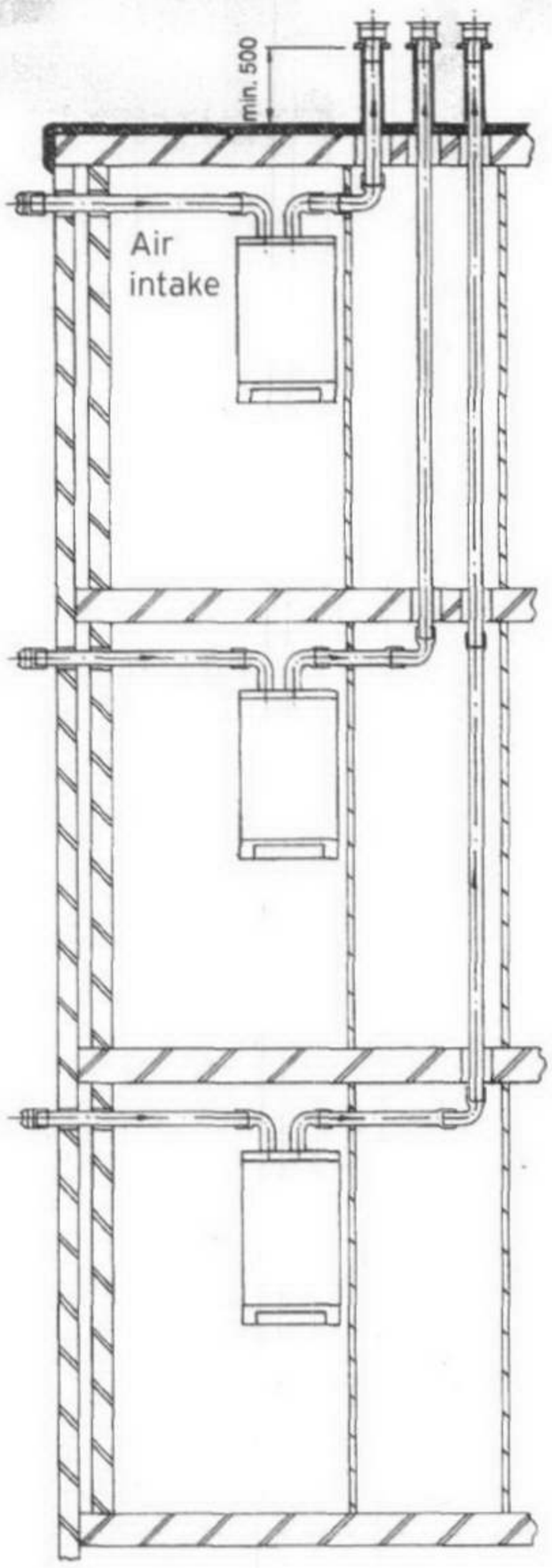

SYSTEM B.

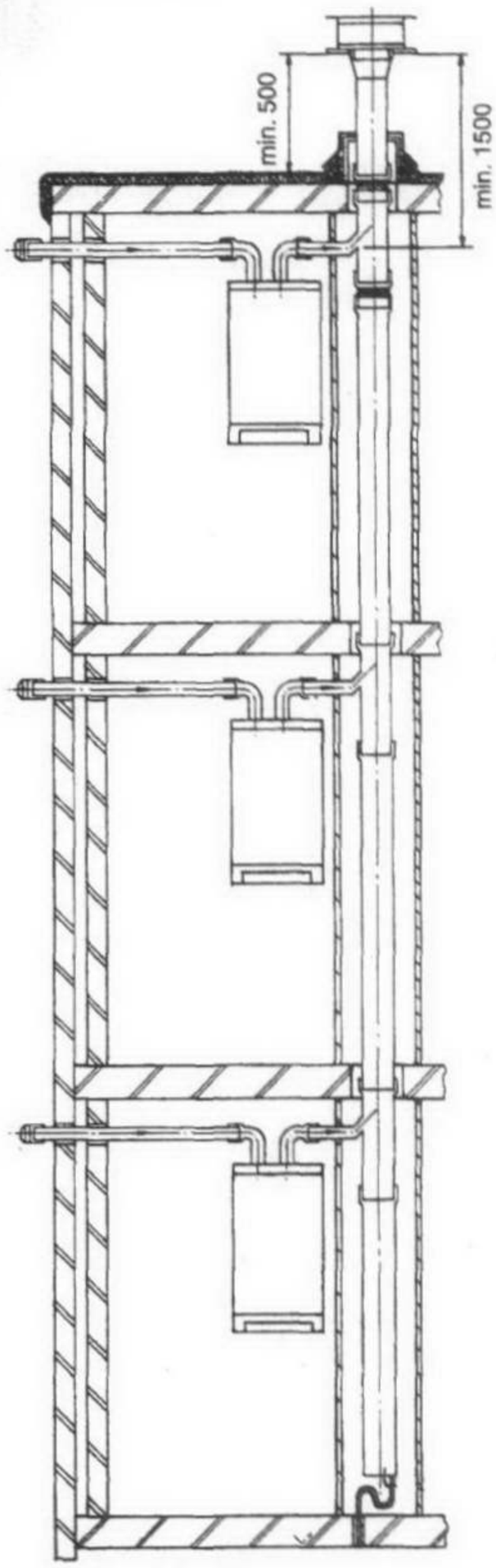

Multi storey dwellings present particular problems with condensing boilers;

1) If flues are discharged to the outside wall, the result in winter is an accumulated plume (steam cloud) which is unacceptable.

2) Boilers are often placed away from the outside wall. It is often difficult to run horizontal flues at high level with an adequate slope.

The only answer is to have a vertical flue system which discharges at high level at the top of the building. The Atmos range of boilers and associated multi storey flue systems are designed to provide solutions for buildings up to 20 storeys (or 75m total height). A design service is provided for each application.

SYSTEM A. MULTI STOREY WITH INDIVIDUAL FLUES

In this system the air is taken from the outside wall of each flat. Each boiler has its own flue discharge system. The maximum length permitted is determined for each boiler from the equivalent length table on page 21. Flue terminals can be individual, or common terminals can be provided for groups of up to 6 flues.

SYSTEM B. MULTI STOREY WITH COMMON FLUE (SE DUCT)

In this system air is taken from the outside wall of the flat. There is a central flue pipe in a common duct into which all the flues discharge. There is a common condensate collector at the base of the flue system which must be taken to a suitable drain. An ideal system for buildings with an existing SE duct system, where the size of the duct is too small for the CLV system. The diameter of the flue pipe can be calculated from the CLV table, which is D1 (140 to 400mm).

2007/2310/PR





Pre-fabricated terminals for multiple flues or air and flue connections.

See dwg.C_BS_01 for details

50mm concrete paving flags on supports

1.2mm thick high performance vapour permeable EPDM, or equal

120mm Kingspan **STYROZONE** H 350 R insulation

screed to fall

'Caststone' coping with Ancon YPB x 50mm coping stone restraints

140 mm forticrete 'Caststone' block

550mm concrete upstand

100 mm forticrete 'Caststone' block

'Caststone' recessed unit

continuous dpc (propriatory weep holes in stone joints)

exposed lintel to be painted with RAL to match 'Caststone' unit

Stainless steel fixing angles type 316 L 15 mm x 40 mm counter sunk bolted to concrete upstand. Slotted holes to receive stainless steel counter sunk bolts.

Toughened glass balustrade 1390x950 thickness not less than 15 mm and as specified by supplier (NB: span between supports to be 0.65 m) bolted to angle supports. Gaps between glazings not more than 10 mm. Joint to be filled with clear silicone.

FFL 53.030 ROOF TYPE 1 SSL 52.650 320 2350

FFL 49.875 FLOOR TYPE 2 SSL 49.800 320

'Caststone' recessed unit

Ancon YPB stone restraint 150mm long. One per perpend joint of stone units

Ancon mdc type support system ref: MDC/90/5.7/P30 continuous angle with welded brackets at maximum 500mm centres. fixed to concrete via 30/20 cast in channel with m12 't'-head bolts.system to support 5.7kn/m max.(ref.manufacturers detailed instructions)

continuous dpc (propriatory weep holes in stone joints)

FFL 47.025 FLOOR TYPE 2 SSL 46.950 320 2350

fire stopping

'Caststone' recessed unit

continuous dpc (propriatory weep holes in stone joints)

exposed lintel to be painted with RAL to match 'Caststone' unit

double glazed units by VELFAC

FFL 44.175 FLOOR TYPE 1 SSL 44.100

'Caststone' recessed unit

soft joint

brickwork outer leaf

vertical SHS bolted to slab downstand

masterboard

Continuous dpc stapled & tape scaled to masterboard

Ancon MDC types support system attached to RHS

horizontal RHS

aluminium clad spandrel beam infill by others

head restraint for doors and windows awaited from engineer

secure boarding [builder's work]

Retail Entrance at Highgate Road

cement render on stainless steel eml

weak-mix edge

paving to Local Authority's approval

HIGHGATE ROAD

SSL 38.200

3

toc. 40.350

pav. 40.200

150

FORTESS ROAD

Retail Unit

SSL 38.200

4

2007/2310/PR1

AccentBDA

Suite A Grove Mews Forty Wc The Grove LONDON W5 5LH UK

Tel: +44 (0)20 8840 9581 Fax: +44 (0)20 8840 9583

ARCHITECTURE INTERIOR DESIGN

Date: 01.12.06

Scale: 1:20

Rev No: E

Client: Moortown Properties Ltd.

Project: Tally Ho

Project Address: Kentish Town, London, NW5 1AA

Drawing Name: 1:20 SECTIONS

Drawing No: C_SC_02

Drawing Location: O:\Clients\Database\Tally Ho - Kentish Town\Drawings\06-Construction\C_SC_01-06

Revision	Description	Drawn	Date
E	Window details amended	TR	22.06.07
D	Window and 'Caststone' details	LES	24.04.07
C	Dimensions added.	TR	22.03.07
B	Balustrade details added. Caltite details removed	TR/LES	19.02.07
A	Addition notes including Forticrete and Ancon details	LES	10.01.07

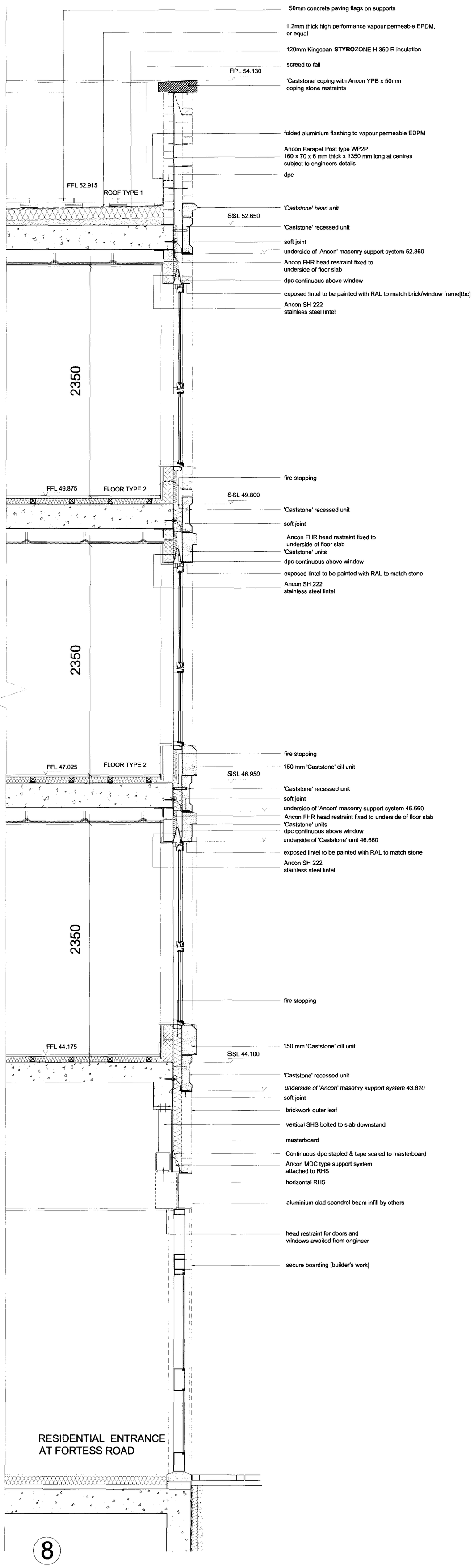

8

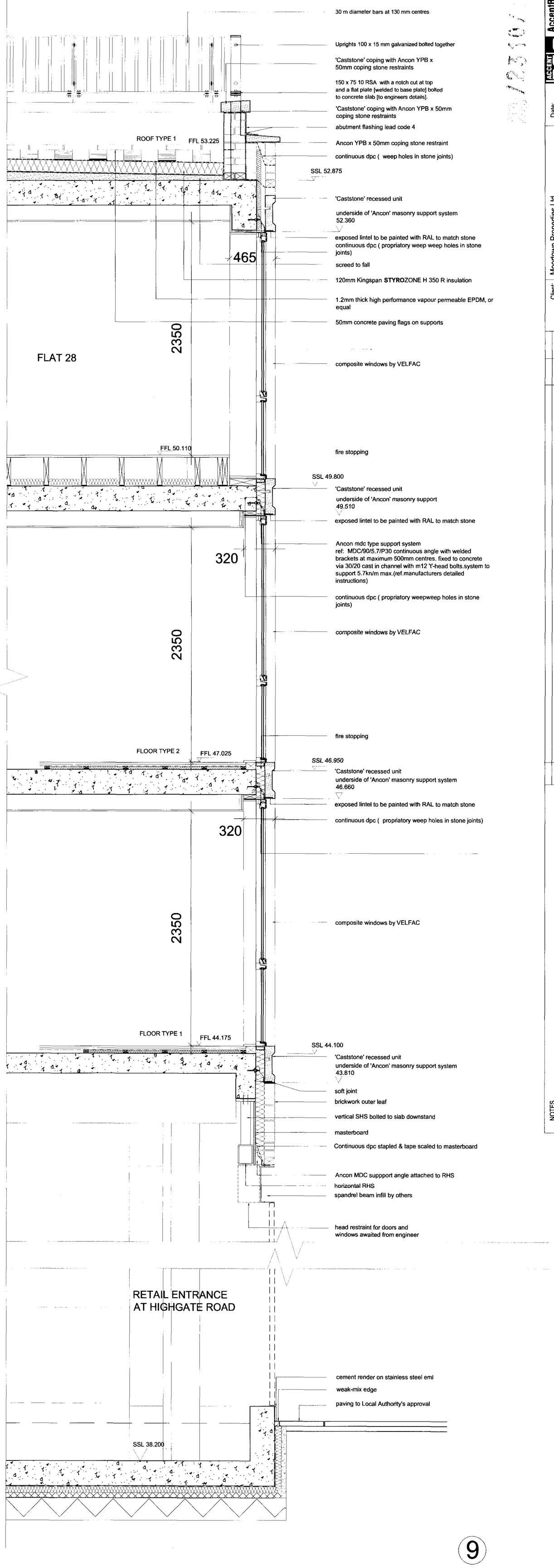

9

AccentBDA
ACCENT BDA
Suite A Grove Mews
Forty Two The Grove
LONDON W5 5LH UK
T: +44 (0)20 8567 0934
fax: +44 (0)20 8567 7853
email: accentbda@yahoo.co.uk
web site: www.accentbda.co.uk
ARCHITECTURE INTERIOR DESIGN

Date: 01.12.06	Scale: 1:20
Rev No: E	

Client: Moortown Properties Ltd.
Project: Tally Ho
Project Address: Kentish Town, London, NW5 1AA

Drawing Name: 1:20 SECTIONS
Drawing No: C_SC_05
Drawing Location: O:\Clients\Duke\Issue\Tally Ho - Kentish Town\Drawings\0c-Construction\C_SC_01-06

Revision	Description	Drawn	Date
E	Window details amended	TR	22.06.07
D	Window and 'Caststone' details	LES	24.04.07
C	Dimensions added	TR	22.03.07
B	Removal of Caltite details. Addition of balustrade details	TR/LES	19.02.07
A	Addition notes including Forticrete and Ancon details	LES	10.01.07

NOTES
All Curing to be in accordance withBS8110.
For slabs:
Curing should start in sections immediately after finishing the day's work.
For walls:
Curing must be done immediately after completing the day's work by covering the top and vertical surfaces.

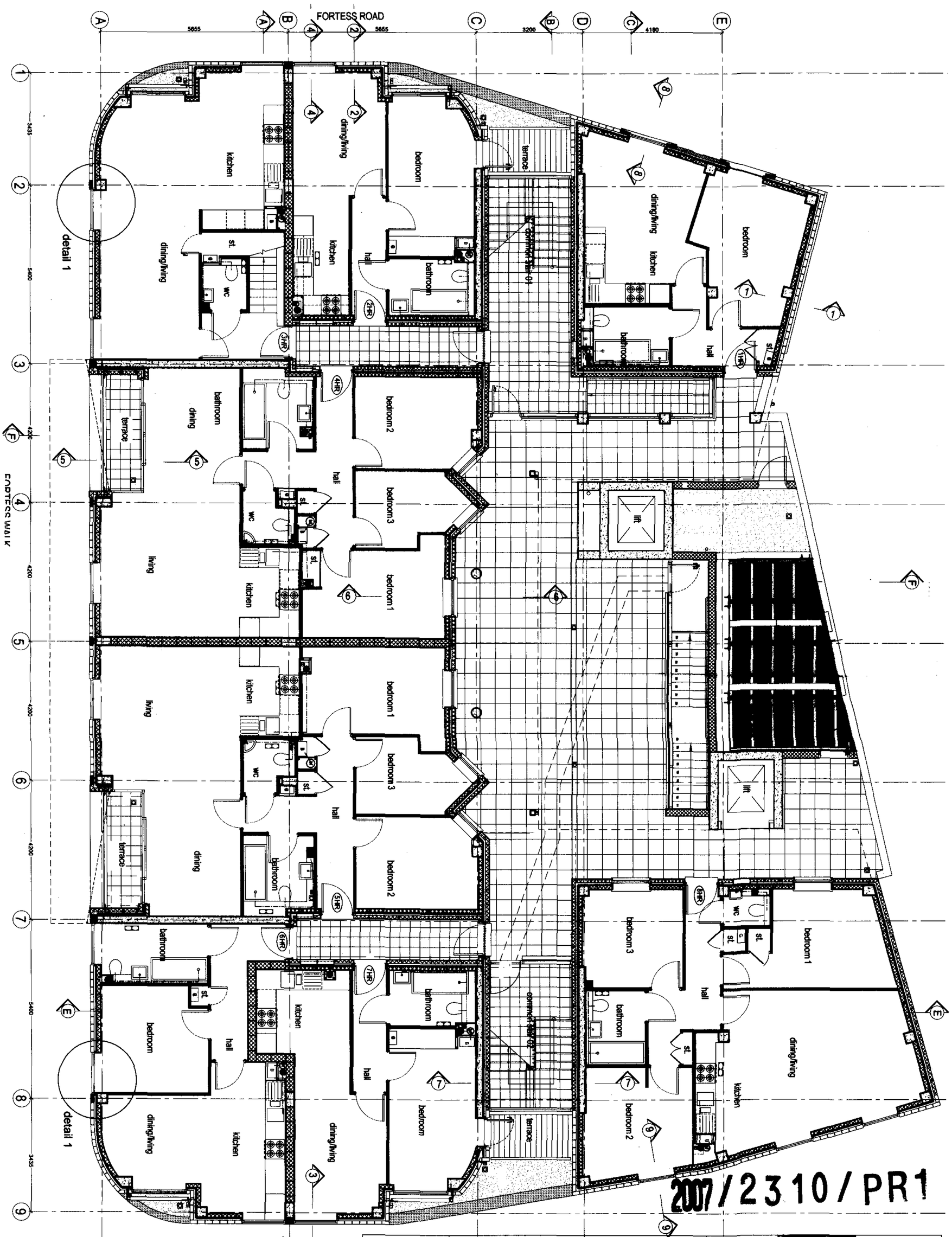

2007/2310/PR1

Client:	Moortown Properties Ltd	Date: 01.12.06	AccentBDA
Project:	Tally Ho		Suite A Grove Mews Forty Two The Grove LONDON W5 5LH UK
Project Address:	Kentish Town, London, NW5 1AA	Scale: 1:100	Tel: +44 (0)20 8840 0584 fax: +44 (0)20 8840 7963
Drawing Name:	First Floor Plan		email accentbda@wa-global.com web site www.accentbda.co.uk
Drawing No:	C_152	Rev No: H	
Drawing Location:	O:\Clients\Dukelease\Tally Ho - Kentish Town\Drawings\06-Construction\C_152		

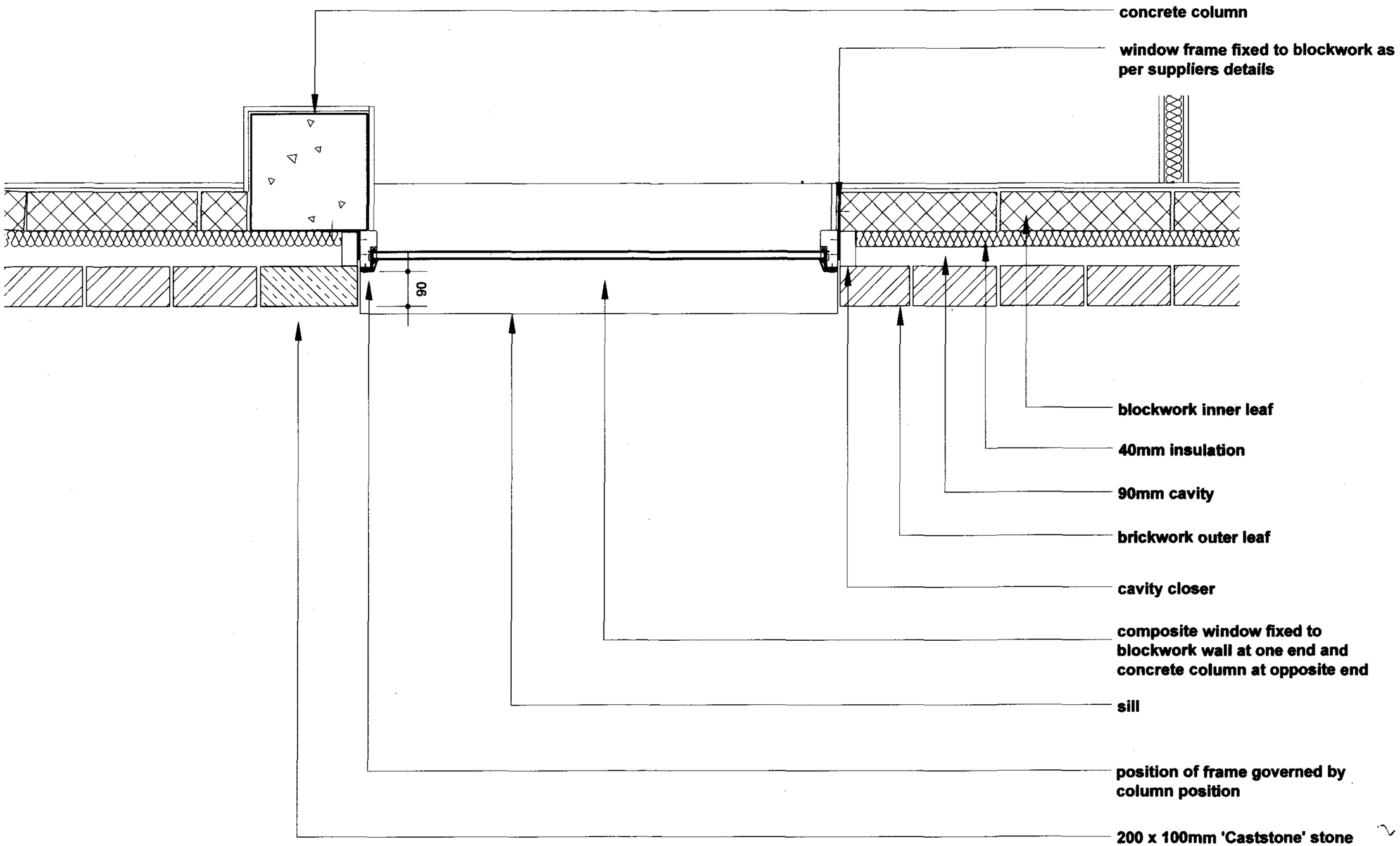

2007/2310/PR1

Client: Project: Project Address:	Moortown Properties Ltd. Tally Ho Kentish Town, London, NW5 1AA	Date: 22.06.07	AccentBDA Suite A Grove Mews Forty Two The Grove LONDON W5 5LH UK Tel. +44 (0)20 8840 0584 fax: +44 (0)20 8840 7963 email accentbda@wa-global.com web site www.accentbda.co.uk
Drawing Name: Drawing No: Drawing Location:	Window Detail Detail_01 O:\Clients\Dukelease\Tally Ho - Kentish Town\Drawings\06-Construction\C_154	Scale: 1:10 Rev No:	

BRICK TYPES

R = Ibstock Leicester Orange
B = Ibstock Smooth Buff
BL = Ibstock Smooth Blue [tbc]

FORTESS ROAD ELEVATION

2007/2310/PR1

Revision	Description	Drawn	Date
E	terminals to boiler flues added	TR	19.06.07
D	rwp added to elevations	TR	08.05.07
C	Window and 'Caststone' details	LES	24.04.07
B	Amended residential entrance to house postboxes on external elevation. Balustrade details added	TR/LES	15.01.07
A	Addition notes including Forticrete and Ancon details	LES	10.01.07

Client: Moortown Properties Ltd.
Project: Tally Ho
Project Address: Kentish Town, London, NW5 1AA

Drawing Name: Fortess Road Elevation
Drawing No: C_171
Drawing Location: O:\Clients\Duke\asset\Tally Ho - Kentish Town\Drawings\08-Construction\C_170-174

Date: 01.12.06
Scale: 1:50
Rev No: E

AccentBDA
ARCHITECTURE INTERIOR DESIGN
Suite A Grove Mews Forty Two The Grove LONDON W5 5LH UK
tel: +44 (0)20 8840 0884
fax: +44 (0)20 8840 7363
email: accent@bdaplus-cable.com
web site: www.accentbda.co.uk

BRICK TYPES

R = Ibstock Leicester Orange
B = Ibstock Smooth Buff
BL = Ibstock Smooth Blue [tbc]

FORTESS WALK ELEVATION

2007/2310/PR1

Revision	Description	Drawn	Date
E	terminals to boiler flues added	TR	19.06.07
D	rwp added to elevations	TR	08.05.07
C	Window and 'Castsone' details	LES	24.04.07
B	Balustrade details added	LES	15.01.07
A	Addition notes including Forticrete and Ancon details	LES	10.01.07

Client: Moortown Properties Ltd.
Project: Tally Ho
Project Address: Kentish Town, London, NW5 1AA
Drawing Name: Fortess Walk Elevation
Drawing No: C_172
Drawing Location: C:\Clients\Dulakeset\Tally Ho - Kentish Tower\Drawings\08-Construction\C_170-174

Date: 01.12.06
Scale: 1:50
Rev No: E

ACCENT bda
ARCHITECTURE
INTERIOR DESIGN
AccentBDA
Suite A Grove Mews
Forty Two The Grove
LONDON W5 5LH UK
Tel: +44 (0)20 8810 0084
Fax: +44 (0)870 9843 7993
email accentbda@ntl.com
web site: www.accentbda.co.uk

HIGHGATE ROAD ELEVATION

BRICK TYPES

R = Ibstock Leicester Orange
B = Ibstock Smooth Buff
BL = Ibstock Smooth Blue [tbc]

2007/2310/PR1

Revision	Description	Drawn	Date
E	terminals to boiler flues added	TR	19.06.07
D	rwp added to elevations	TR	08.05.07
C	Window and 'Castsone' details	LES	24.04.07
B	EDF requirements and entrance amended to accomodate postboxes on external elevation. Balustrade details added	TR/LES	15.01.07
A	Addiction notes including Forticrete and Ancon details	LES	10.01.07

Client: Moortown Properties Ltd.
Project: Tally Ho
Project Address: Kentish Town, London, NW5 1AA
Drawing Name: Highgate Road Elevation
Drawing No: C_173
Drawing Location: O:\Clients\Duke\asset\Tally Ho - Kentish Town\Drawings\06-Construction\C_173-174

Date: 01.12.06
Scale: 1:50
Rev No: E

ACCENT bda
AccentBDA
Suite A Grove Mews
Forty Two The Grove
LONDON W5 5LH UK
Tel: +44 (0)20 88-0 0934
fax: +44 (0)20 88-0 7863
email accentbda@wns-bitfull.com
web site: www.accentbda.co.uk
ARCHITECTURE
INTERIOR DESIGN