NOTES:
ALL EXISTING WINDOWS TO BE REPLACED
WITH NEW SW DOUBLE-GLAZED UNITS
STYLE TO MATCH EXISTING

HOUSE & ANNEXE EXTENSION:
BRICK & TILE TO MATCH EXISTING
NEW CASEMENT WINDOWS TO BE IN SW &
DOUBLE GLAZED IN STYLE TO MATCH EXISTING

STAIRWELL OUTRIGGER EXTENSION
ROOF: TILE TO MATCH EXISTING
WALLS: TILE HUNG. TILES TO MATCH EXISTING
NEW WINDOWS: SW PAINTED DOUBLE GLAZED IN WHITE

GARDEN ROOM OUTRIGGER EXTENSION
ROOF: FLAT ROOF SINGLE POLYMERIC MEMBRANE WITH BALLAST FINISH
WALLS: GLASS & RENDERED MASONRY (WHITE)
NEW SCREEN: DOUBLE GLAZED STAINED TIMBER GLAZED SCREENS

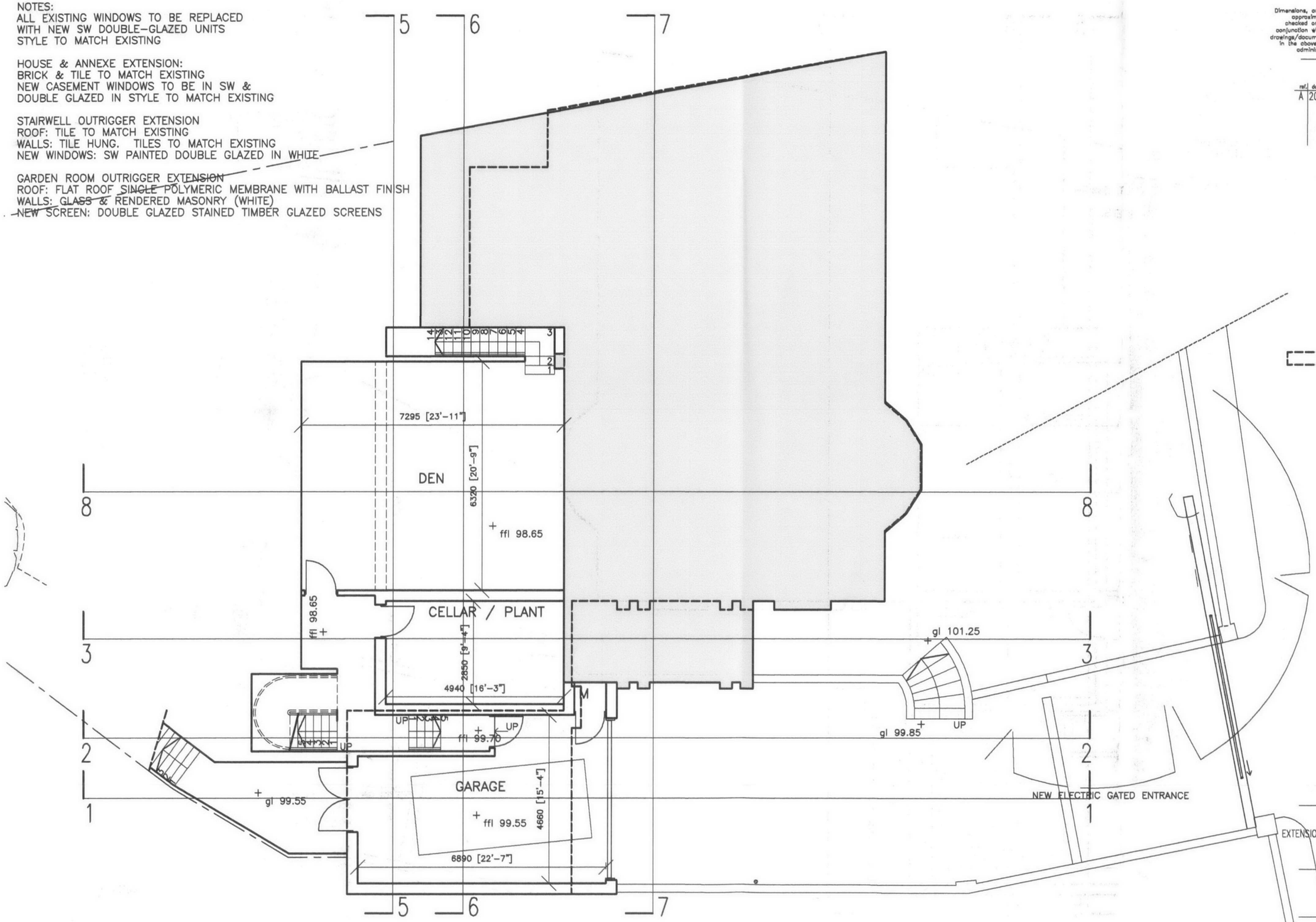

BASEMENT FLOOR

DO NOT SCALE OFF THIS DRAWING

Dimensions, areas and levels where given are only approximations and all dimensions are to be checked on site. This drawing is to be read in conjunction with all relevant consultants/specialist drawings/documents. Any discrepancies or variations in the above are to be reported to the contract administrator before that work commences.

revisions

ref.	date	description
A	20.06.07	MINOR AMENDMENTS

project title
EXTENSION: 35 HIGHGATE WEST HILL
LONDON
N6 6LS

drawing title
BASEMENT FLOOR PLAN
PROPOSED

scale	date	drawn	checked
1:100@ A3	09.06	-	-

drawing no.	revision
0102-A110	A

NOTES:
ALL EXISTING WINDOWS TO BE REPLACED
WITH NEW SW DOUBLE-GLAZED UNITS
STYLE TO MATCH EXISTING

HOUSE & ANNEXE EXTENSION:
BRICK & TILE TO MATCH EXISTING
NEW CASEMENT WINDOWS TO BE IN SW &
DOUBLE GLAZED IN STYLE TO MATCH EXISTING

STAIRWELL OUTRIGGER EXTENSION
ROOF: TILE TO MATCH EXISTING
WALLS: TILE HUNG. TILES TO MATCH EXISTING
NEW WINDOWS: SW PAINTED DOUBLE GLAZED IN WHITE

GARDEN ROOM OUTRIGGER EXTENSION
ROOF: FLAT ROOF SINGLE POLYMERIC MEMBRANE WITH BALLAST FINISH
WALLS: GLASS & RENDERED MASONRY (WHITE)
NEW SCREEN: DOUBLE-GLAZED STAINED TIMBER GLAZED SCREENS

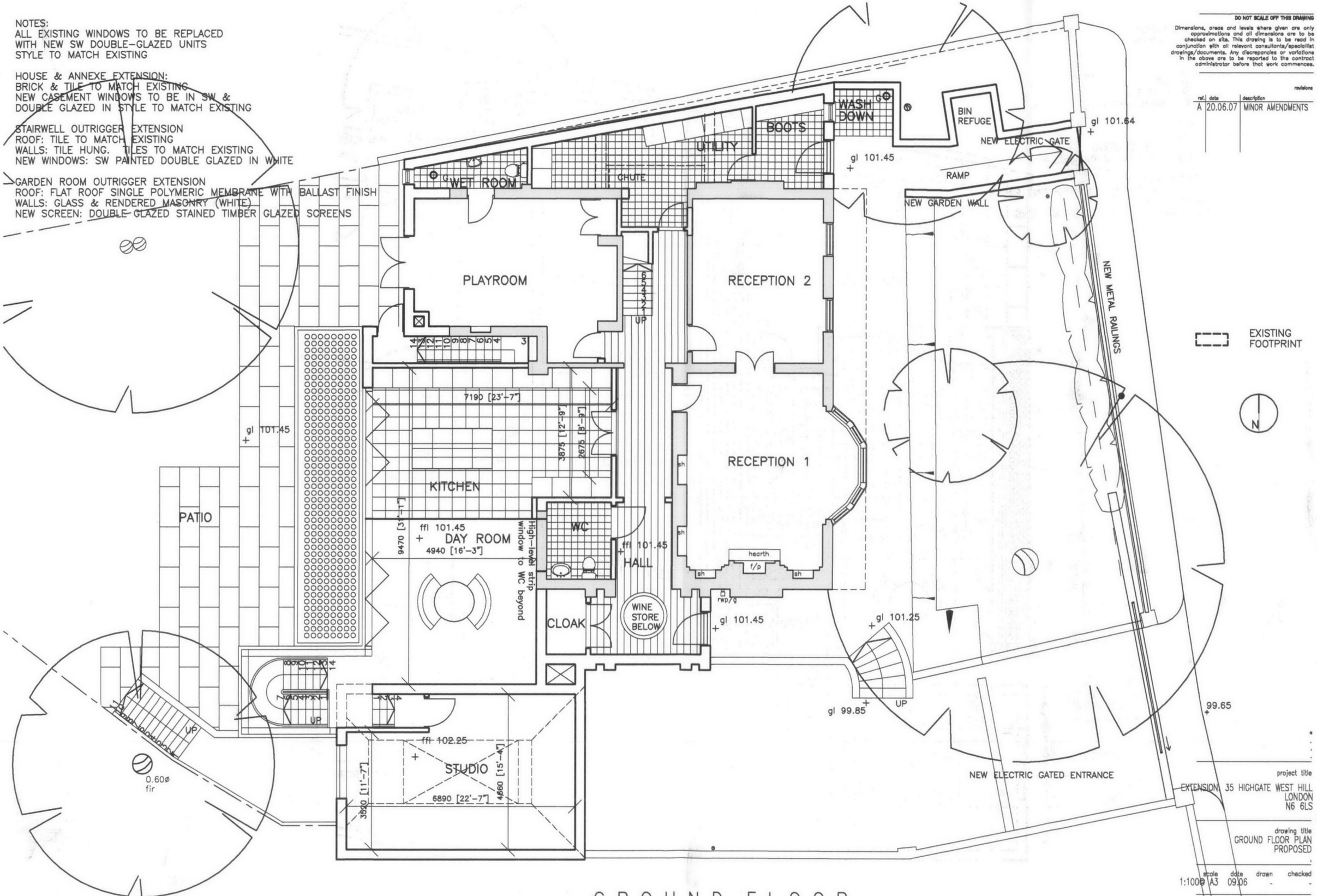

GROUND FLOOR

DO NOT SCALE OFF THIS DRAWING

Dimensions, areas and levels where given are only approximations and all dimensions are to be checked on site. This drawing is to be read in conjunction with all relevant consultants/specialist drawings/documents. Any discrepancies or variations in the above are to be reported to the contract administrator before that work commences.

revisions

ref.	date	description
A	20.06.07	MINOR AMENDMENTS

project title
EXTENSION, 35 HIGHGATE WEST HILL
LONDON
N6 6LS

drawing title
GROUND FLOOR PLAN
PROPOSED

scale	date	drawn	checked
1:100@A3	09.06	-	-

drawing no.	revision
0102-A111	A

NOTES:
ALL EXISTING WINDOWS TO BE REPLACED
WITH NEW SW DOUBLE-GLAZED UNITS
STYLE TO MATCH EXISTING

HOUSE & ANNEXE EXTENSION:
BRICK & TILE TO MATCH EXISTING
NEW CASEMENT WINDOWS TO BE IN SW &
DOUBLE GLAZED IN STYLE TO MATCH EXISTING

STAIRWELL OUTRIGGER EXTENSION
ROOF: TILE TO MATCH EXISTING
WALLS: TILE HUNG. TILES TO MATCH EXISTING
NEW WINDOWS: SW PAINTED DOUBLE GLAZED IN WHITE

GARDEN ROOM OUTRIGGER EXTENSION
ROOF: FLAT ROOF SINGLE POLYMERIC MEMBRANE WITH BALLAST FINISH
WALLS: GLASS & RENDERED MASONRY (WHITE)
NEW SCREEN: DOUBLE GLAZED STAINED TIMBER GLAZED SCREENS

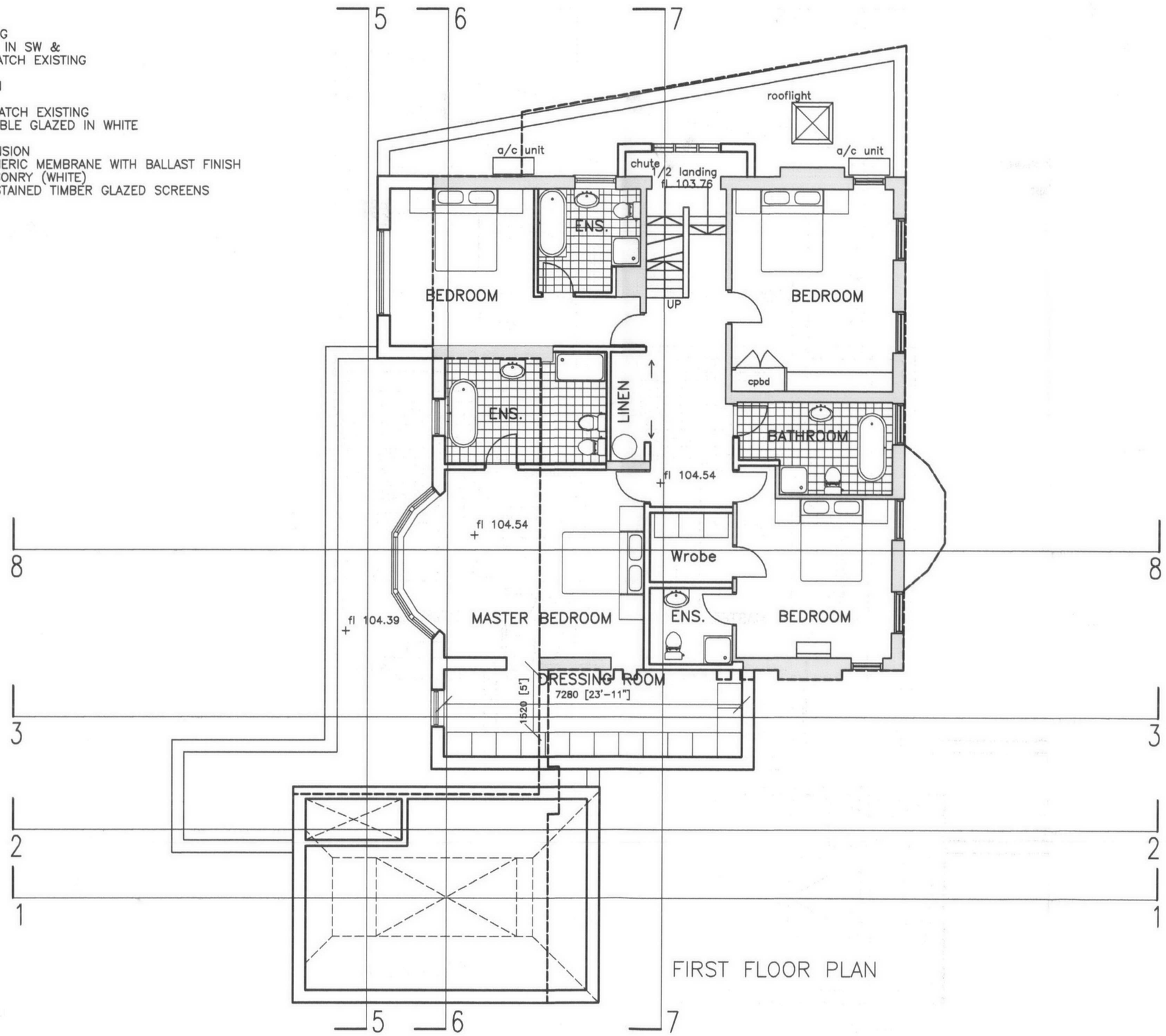

FIRST FLOOR PLAN

DO NOT SCALE OFF THIS DRAWING

Dimensions, areas and levels where given are only approximations and all dimensions are to be checked on site. This drawing is to be read in conjunction with all relevant consultants/specialist drawings/documents. Any discrepancies or variations in the above are to be reported to the contract administrator before that work commences.

revisions

ref.	date	description
A	20.06.07	MINOR AMENDMENTS

EXISTING FOOTPRINT

N

project title
EXTENSION: 35 HIGHGATE WEST HILL
LONDON
N6 6LS

drawing title
FIRST FLORR PLAN
PROPOSED

scale	date	drawn	checked
1:100@ A3	09.06	-	-

drawing no.	revision
0102-A112	A

NOTES:
ALL EXISTING WINDOWS TO BE REPLACED
WITH NEW SW DOUBLE-GLAZED UNITS
STYLE TO MATCH EXISTING

HOUSE & ANNEXE EXTENSION:
BRICK & TILE TO MATCH EXISTING
NEW CASEMENT WINDOWS TO BE IN SW &
DOUBLE GLAZED IN STYLE TO MATCH EXISTING

STAIRWELL OUTRIGGER EXTENSION
ROOF: TILE TO MATCH EXISTING
WALLS: TILE HUNG. TILES TO MATCH EXISTING
NEW WINDOWS: SW PAINTED DOUBLE GLAZED IN WHITE

GARDEN ROOM OUTRIGGER EXTENSION
ROOF: FLAT ROOF SINGLE POLYMERIC MEMBRANE WITH BALLAST FINISH
WALLS: GLASS & RENDERED MASONRY (WHITE)
NEW SCREEN: DOUBLE GLAZED STAINED TIMBER GLAZED SCREENS

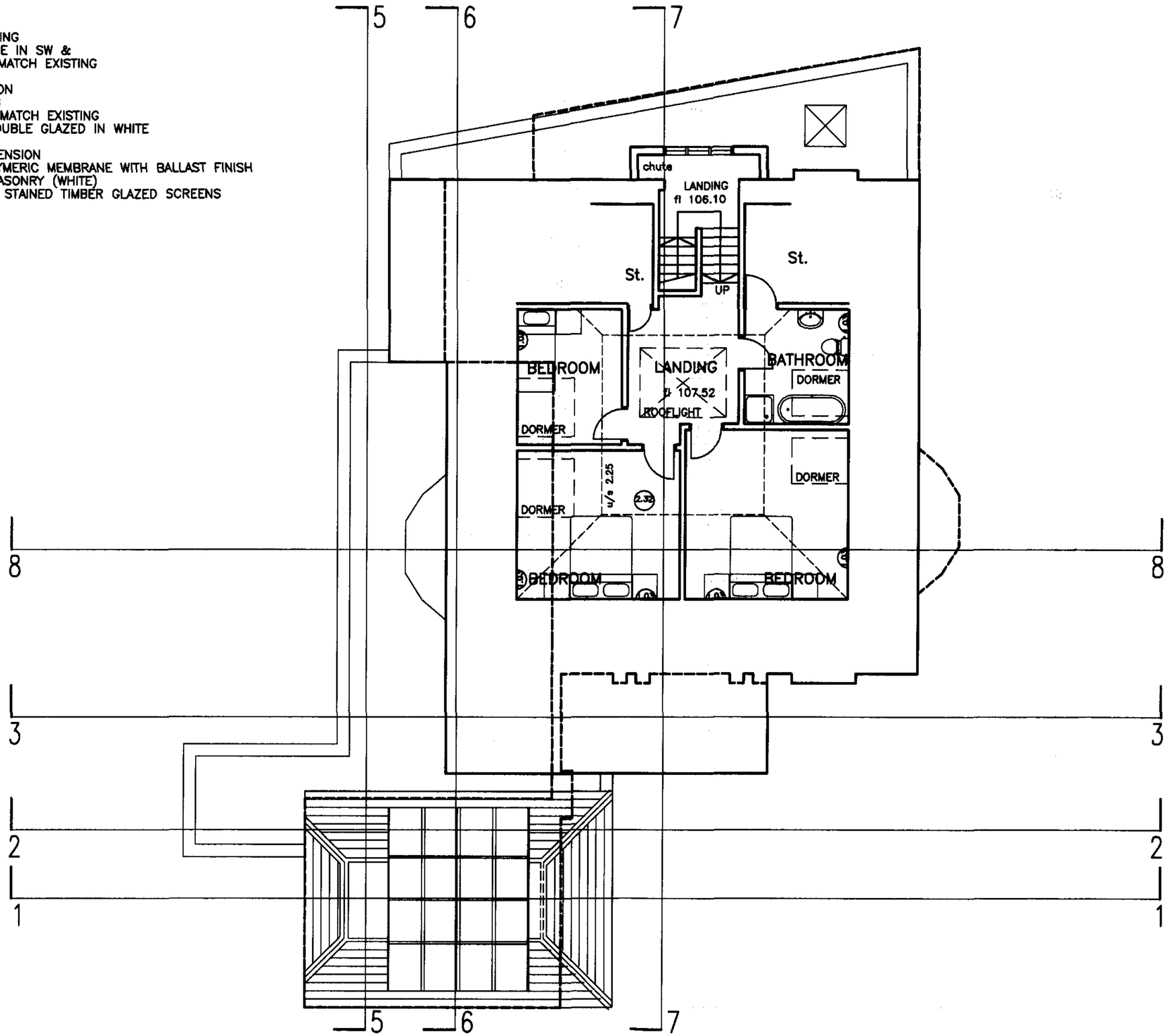

SECOND FLOOR PLAN

EXISTING FOOTPRINT

N

DO NOT SCALE OFF THIS DRAWING

Dimensions, areas and levels where given are only approximations and all dimensions are to be checked on site. This drawing is to be read in conjunction with all relevant consultants/specialist drawings/documents. Any discrepancies or variations in the above are to be reported to the contract administrator before that work commences.

revisions

ref	date	description
A	20.06.07	MINOR AMENDMENTS

project title
EXTENSION: 35 HIGHGATE WEST HILL
LONDON
N6 6LS

drawing title
SECOND FLORR PLAN
PROPOSED

scale	date	drawn	checked
1:100@ A3	09.06	-	-

drawing no.	revision
0102-A113	A

NOTES:
ALL EXISTING WINDOWS TO BE REPLACED
WITH NEW SW DOUBLE-GLAZED UNITS
STYLE TO MATCH EXISTING

HOUSE & ANNEXE EXTENSION:
BRICK & TILE TO MATCH EXISTING
NEW CASEMENT WINDOWS TO BE IN SW &
DOUBLE GLAZED IN STYLE TO MATCH EXISTING

STAIRWELL OUTRIGGER EXTENSION
ROOF: TILE TO MATCH EXISTING
WALLS: TILE HUNG. TILES TO MATCH EXISTING
NEW WINDOWS: SW PAINTED DOUBLE GLAZED IN WHITE

GARDEN ROOM OUTRIGGER EXTENSION
ROOF: FLAT ROOF SINGLE POLYMERIC MEMBRANE WITH BALLAST FINISH
WALLS: GLASS & RENDERED MASONRY (WHITE)
NEW SCREEN: DOUBLE GLAZED STAINED TIMBER GLAZED SCREENS

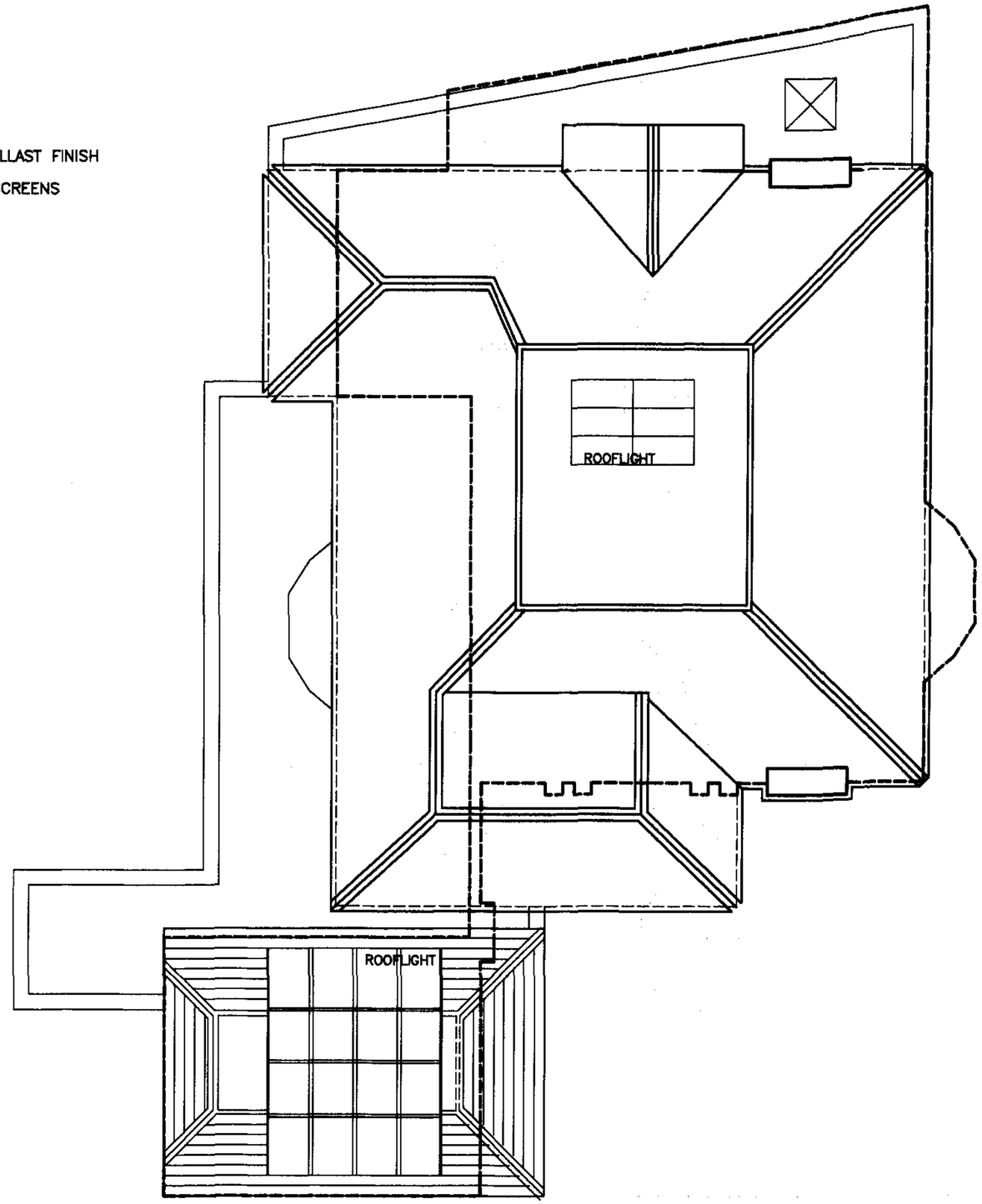

EXISTING FOOTPRINT

N

ROOF PLAN

DO NOT SCALE OFF THIS DRAWING

Dimensions, areas and levels where given are only approximations and all dimensions are to be checked on site. This drawing is to be read in conjunction with all relevant consultants/specialist drawings/documents. Any discrepancies or variations in the above are to be reported to the contract administrator before that work commences.

revisions

ref.	date	description
A	20.06.07	MINOR AMENDMENTS

project title
EXTENSION: 35 HIGHGATE WEST HILL
LONDON
N6 6LS

drawing title
ROOF PLAN
PROPOSED

scale	date	drawn	checked
1:100@ A3	09.06	-	-

drawing no.	revision
0102-A114	A

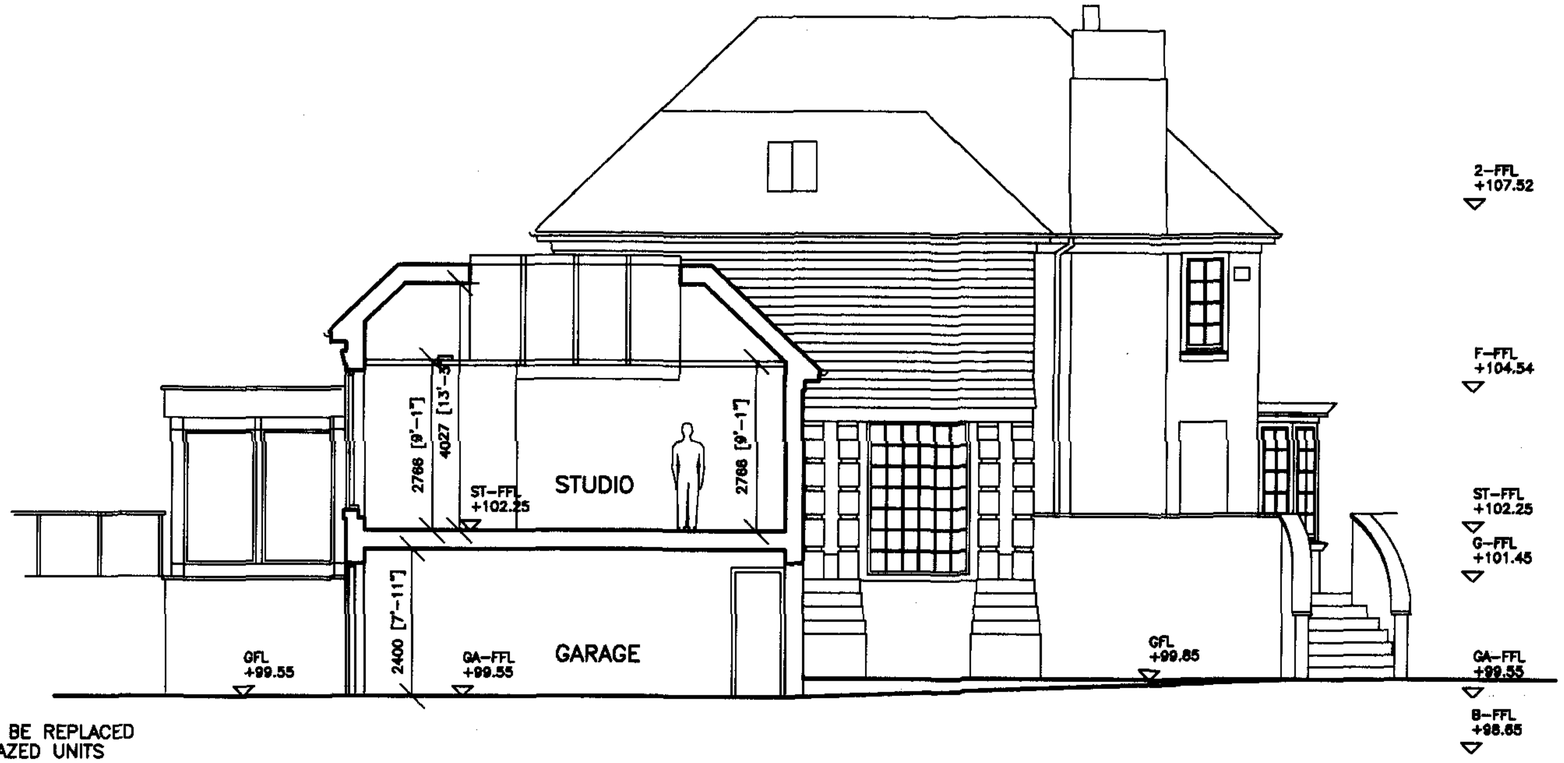

SECTION 1-1

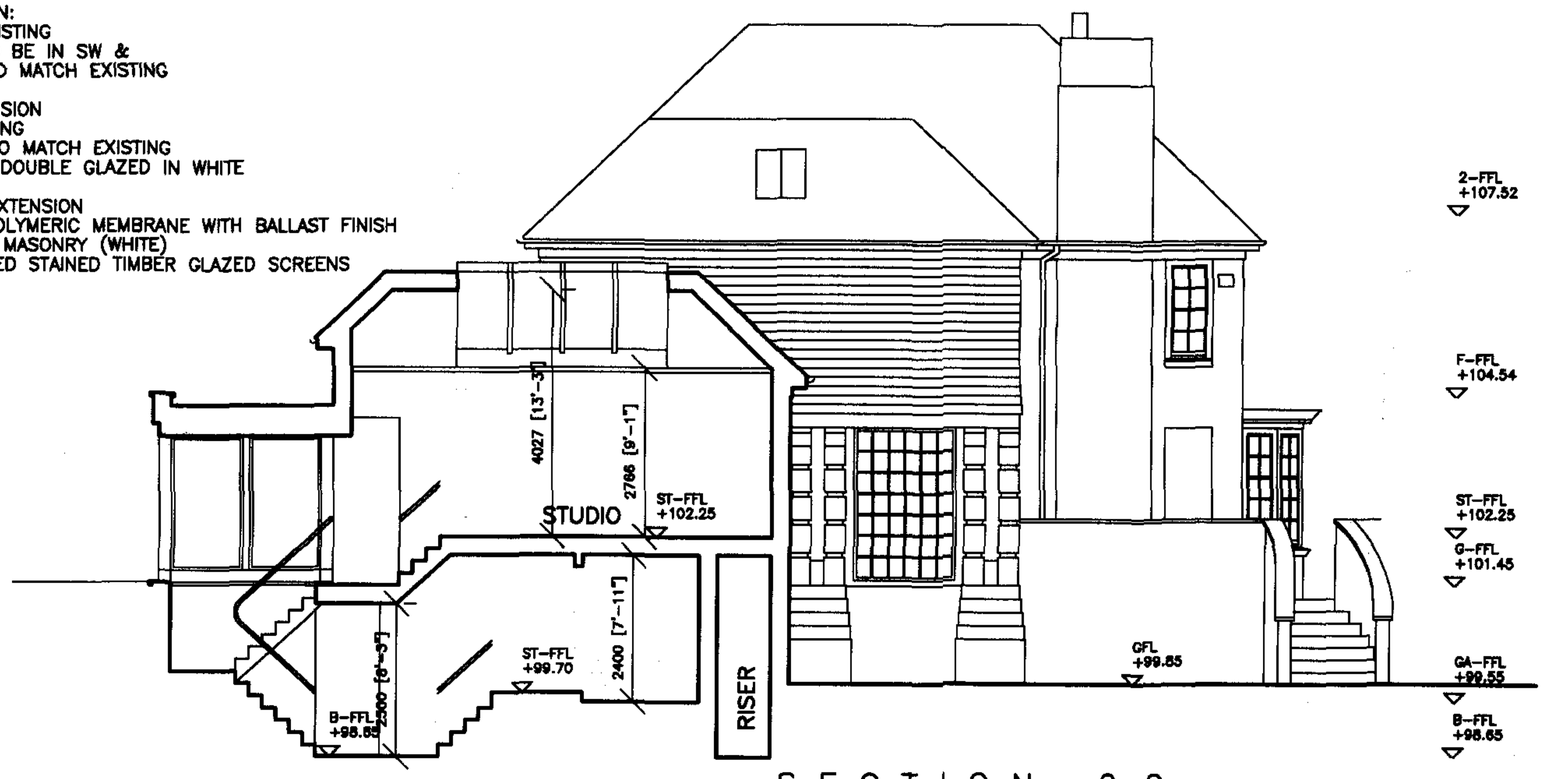

SECTION 2-2

NOTES:
ALL EXISTING WINDOWS TO BE REPLACED
WITH NEW SW DOUBLE-GLAZED UNITS
STYLE TO MATCH EXISTING

HOUSE & ANNEXE EXTENSION:
BRICK & TILE TO MATCH EXISTING
NEW CASEMENT WINDOWS TO BE IN SW &
DOUBLE GLAZED IN STYLE TO MATCH EXISTING

STAIRWELL OUTRIGGER EXTENSION
ROOF: TILE TO MATCH EXISTING
WALLS: TILE HUNG. TILES TO MATCH EXISTING
NEW WINDOWS: SW PAINTED DOUBLE GLAZED IN WHITE

GARDEN ROOM OUTRIGGER EXTENSION
ROOF: FLAT ROOF SINGLE POLYMERIC MEMBRANE WITH BALLAST FINISH
WALLS: GLASS & RENDERED MASONRY (WHITE)
NEW SCREEN: DOUBLE GLAZED STAINED TIMBER GLAZED SCREENS

DO NOT SCALE OFF THIS DRAWING

Dimensions, areas and levels where given are only approximations and all dimensions are to be checked on site. This drawing is to be read in conjunction with all relevant consultants/specialist drawings/documents. Any discrepancies or variations in the above are to be reported to the contract administrator before that work commences.

revisions

ref.	date	description
.	.	.

project title
EXTENSION: 35 HIGHGATE WEST HILL
LONDON
N6 6LS

drawing title
SECTIONS 1-1 & 2-2
PROPOSED

scale	date	drawn	checked
1:100@ A3	09.06	-	-

drawing no.
0102-A115

revision
.

NOTES:
ALL EXISTING WINDOWS TO BE REPLACED
WITH NEW SW DOUBLE-GLAZED UNITS
STYLE TO MATCH EXISTING

HOUSE & ANNEXE EXTENSION:
BRICK & TILE TO MATCH EXISTING
NEW CASEMENT WINDOWS TO BE IN SW &
DOUBLE GLAZED IN STYLE TO MATCH EXISTING

STAIRWELL OUTRIGGER EXTENSION
ROOF: TILE TO MATCH EXISTING
WALLS: TILE HUNG. TILES TO MATCH EXISTING
NEW WINDOWS: SW PAINTED DOUBLE GLAZED IN WHITE

GARDEN ROOM OUTRIGGER EXTENSION
ROOF: FLAT ROOF SINGLE POLYMERIC MEMBRANE WITH BALLAST FINISH
WALLS: GLASS & RENDERED MASONRY (WHITE)
NEW SCREEN: DOUBLE GLAZED STAINED TIMBER GLAZED SCREENS

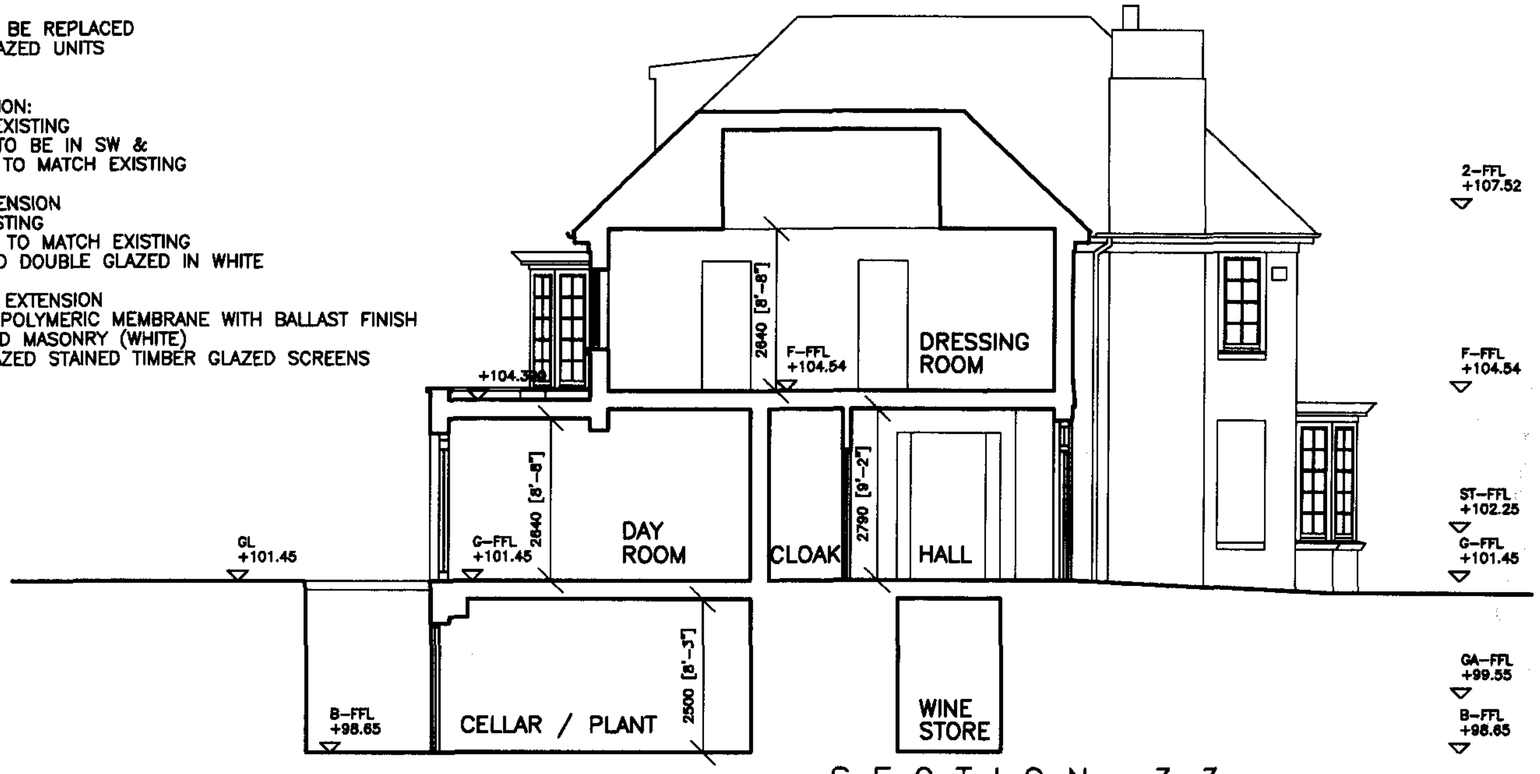

SECTION 3-3

DO NOT SCALE OFF THIS DRAWING

Dimensions, areas and levels where given are only approximations and all dimensions are to be checked on site. This drawing is to be read in conjunction with all relevant consultants/specialist drawings/documents. Any discrepancies or variations in the above are to be reported to the contract administrator before that work commences.

revisions

ref.	date	description
.	.	.

project title
EXTENSION: 35 HIGHGATE WEST HILL
LONDON
N6 6LS

drawing title
SECTION 3-3
PROPOSED

scale	date	drawn	checked
1:100@ A3	09.06	-	-

drawing no.	revision
0102-A116	.

NOTES:
ALL EXISTING WINDOWS TO BE REPLACED
WITH NEW SW DOUBLE-GLAZED UNITS
STYLE TO MATCH EXISTING

HOUSE & ANNEXE EXTENSION:
BRICK & TILE TO MATCH EXISTING
NEW CASEMENT WINDOWS TO BE IN SW &
DOUBLE GLAZED IN STYLE TO MATCH EXISTING

STAIRWELL OUTRIGGER EXTENSION
ROOF: TILE TO MATCH EXISTING
WALLS: TILE HUNG. TILES TO MATCH EXISTING
NEW WINDOWS: SW PAINTED DOUBLE GLAZED IN WHITE

GARDEN ROOM OUTRIGGER EXTENSION
ROOF: FLAT ROOF SINGLE POLYMERIC MEMBRANE WITH BALLAST FINISH
WALLS: GLASS & RENDERED MASONRY (WHITE)
NEW SCREEN: DOUBLE GLAZED STAINED TIMBER GLAZED SCREENS

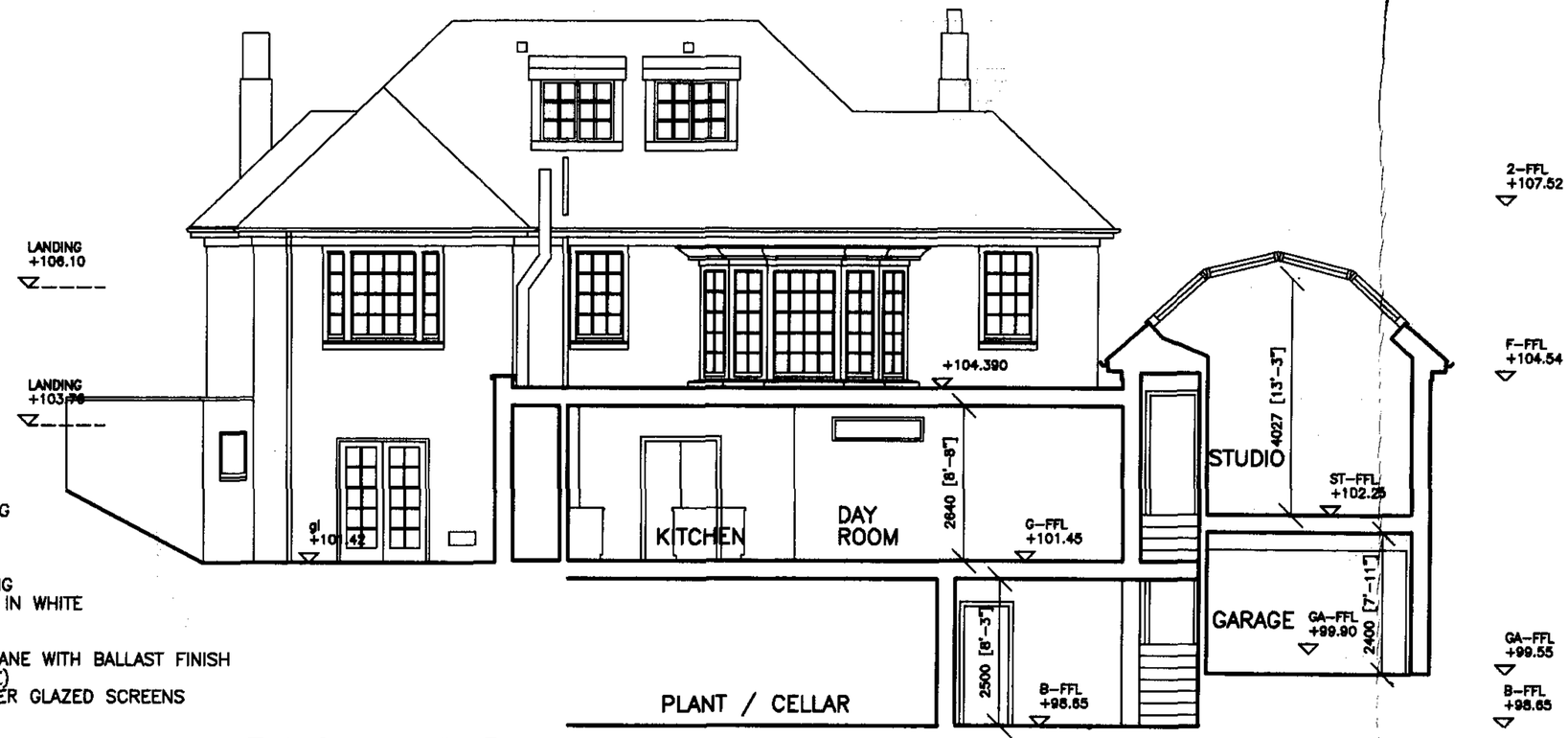

S E C T I O N 5-5

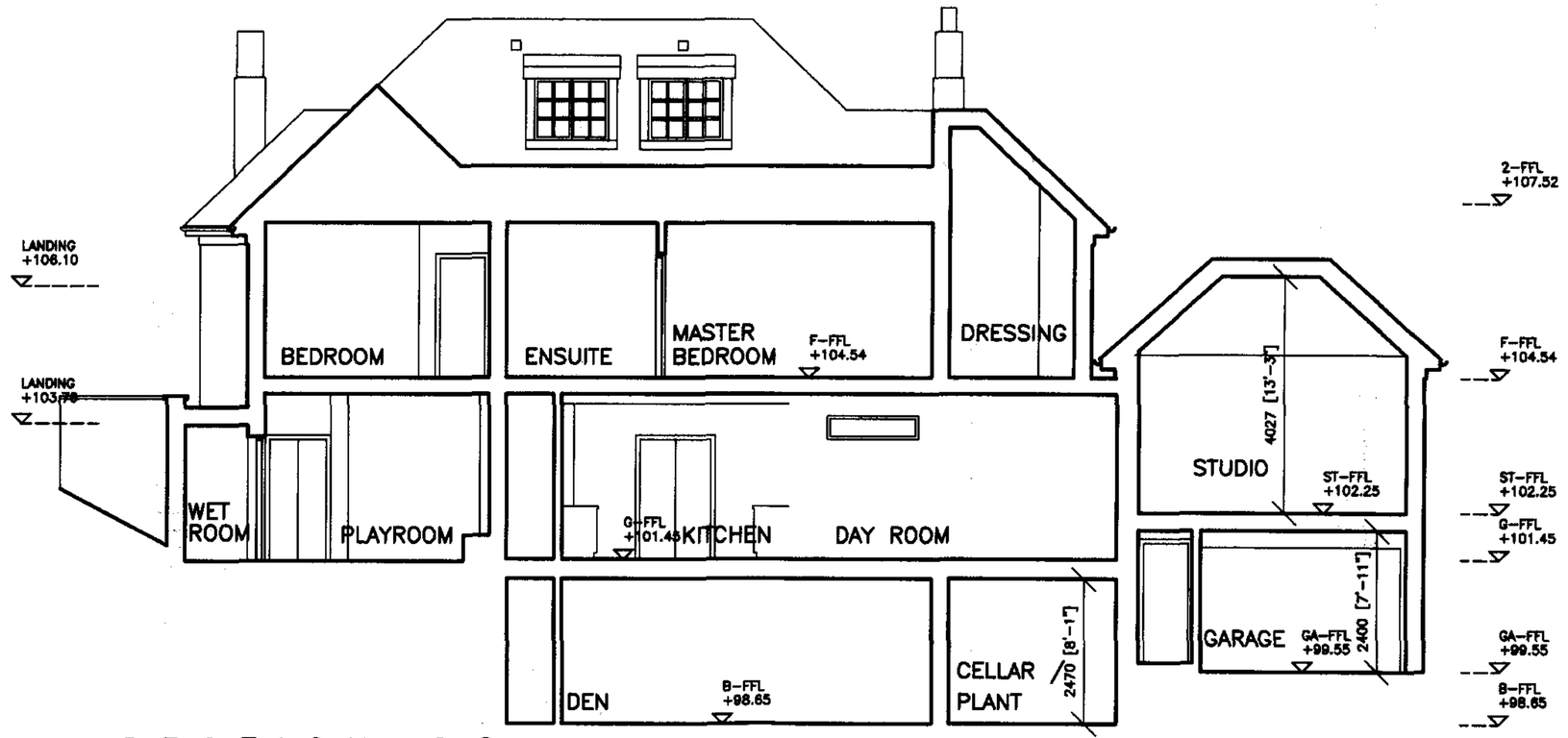

S E C T I O N 6-6

DO NOT SCALE OFF THIS DRAWING

Dimensions, areas and levels where given are only approximations and all dimensions are to be checked on site. This drawing is to be read in conjunction with all relevant consultants/specialist drawings/documents. Any discrepancies or variations in the above are to be reported to the contract administrator before that work commences.

revisions

ref.	date	description
-	-	-

project title
EXTENSION: 35 HIGHGATE WEST HILL
LONDON
N6 6LS

drawing title
SECTIONS 5-5 & 6-6
PROPOSED

scale	date	drawn	checked
1:100@ A3	09.06	-	-

drawing no.	revision
0102-A117	-

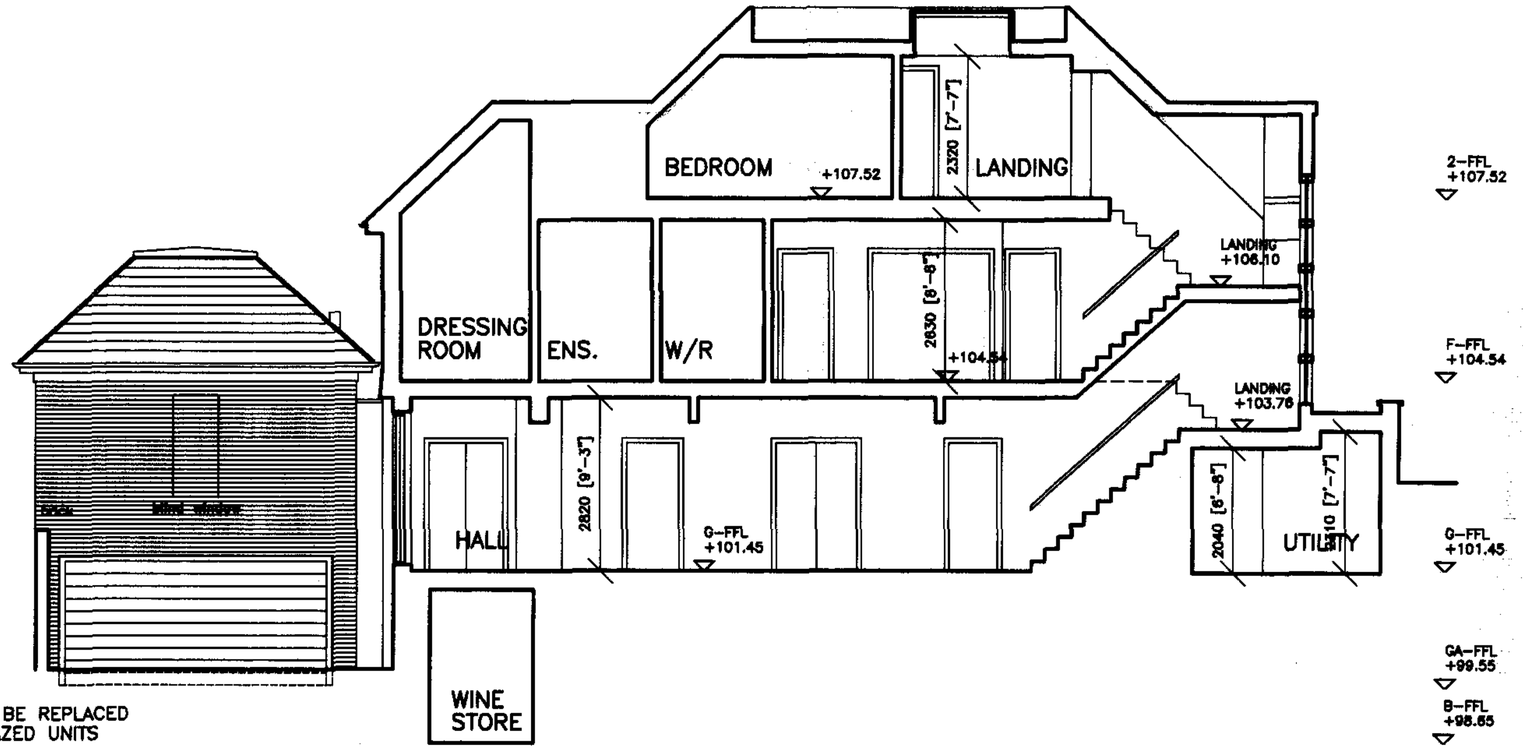

SECTION 7-7

NOTES:
ALL EXISTING WINDOWS TO BE REPLACED
WITH NEW SW DOUBLE-GLAZED UNITS
STYLE TO MATCH EXISTING

HOUSE & ANNEXE EXTENSION:
BRICK & TILE TO MATCH EXISTING
NEW CASEMENT WINDOWS TO BE IN SW &
DOUBLE GLAZED IN STYLE TO MATCH EXISTING

STAIRWELL OUTRIGGER EXTENSION
ROOF: TILE TO MATCH EXISTING
WALLS: TILE HUNG. TILES TO MATCH EXISTING
NEW WINDOWS: SW PAINTED DOUBLE GLAZED IN WHITE

GARDEN ROOM OUTRIGGER EXTENSION
ROOF: FLAT ROOF SINGLE POLYMERIC MEMBRANE WITH BALLAST FINISH
WALLS: GLASS & RENDERED MASONRY (WHITE)
NEW SCREEN: DOUBLE GLAZED STAINED TIMBER GLAZED SCREENS

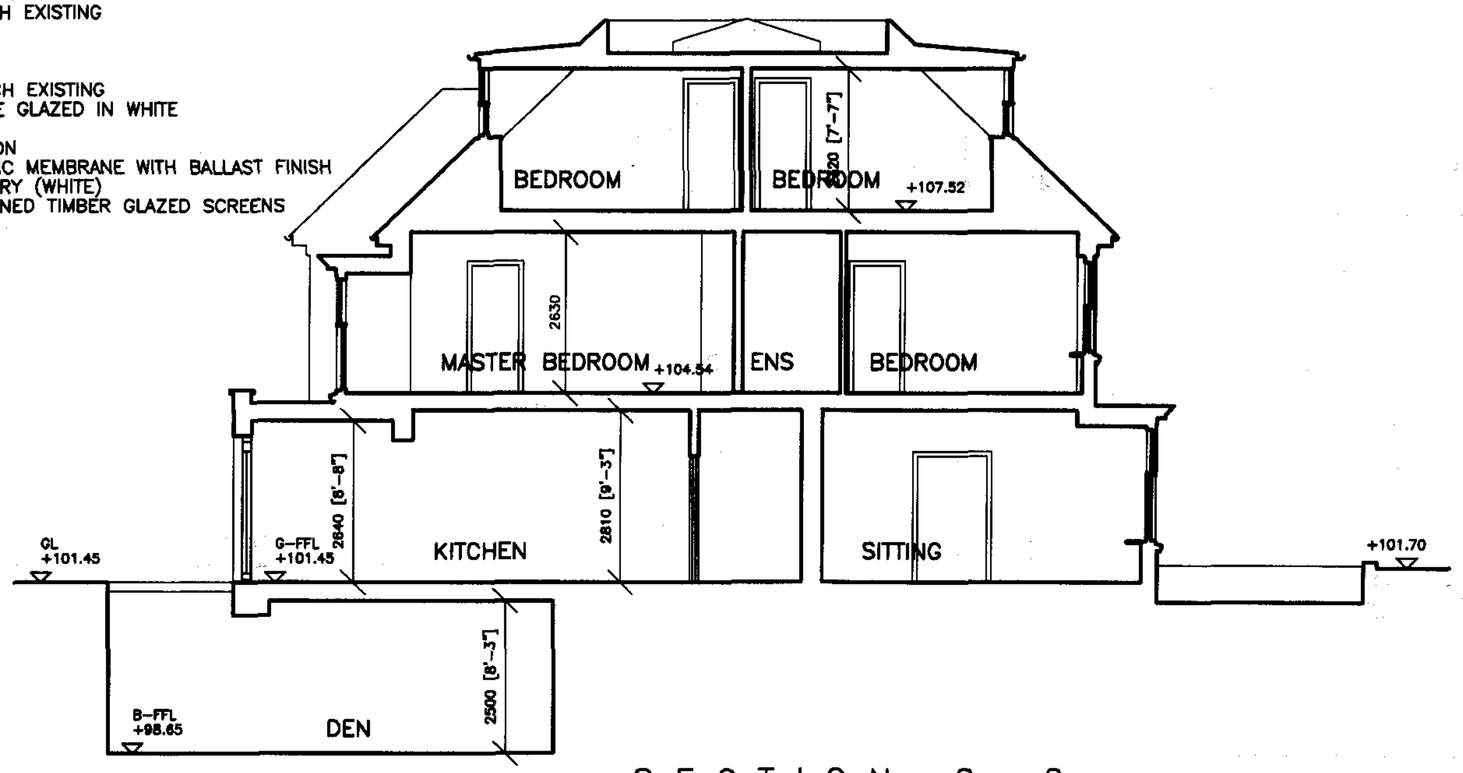

SECTION 8-8

DO NOT SCALE OFF THIS DRAWING

Dimensions, areas and levels where given are only approximations and all dimensions are to be checked on site. This drawing is to be read in conjunction with all relevant consultants/specialist drawings/documents. Any discrepancies or variations in the above are to be reported to the contract administrator before that work commences.

revisions

ref.	date	description
.	.	.

project title
EXTENSION: 35 HIGHGATE WEST HILL
LONDON
N6 6LS

drawing title
SECTIONS 7-7 & 8-8
PROPOSED

scale	date	drawn	checked
1:100@ A3	09.06	-	-

drawing no.	revision
0102-A118	.

EAST (FRONT) ELEVATION

NOTES:
ALL EXISTING WINDOWS TO BE REPLACED
WITH NEW SW DOUBLE-GLAZED UNITS
STYLE TO MATCH EXISTING

HOUSE & ANNEXE EXTENSION:
BRICK & TILE TO MATCH EXISTING
NEW CASEMENT WINDOWS TO BE IN SW &
DOUBLE GLAZED IN STYLE TO MATCH EXISTING

STAIRWELL OUTRIGGER EXTENSION
ROOF: TILE TO MATCH EXISTING
WALLS: TILE HUNG. TILES TO MATCH EXISTING
NEW WINDOWS: SW PAINTED DOUBLE GLAZED IN WHITE

GARDEN ROOM OUTRIGGER EXTENSION
ROOF: FLAT ROOF SINGLE POLYMERIC MEMBRANE WITH BALLAST FINISH
WALLS: GLASS & RENDERED MASONRY (WHITE)
NEW SCREEN: DOUBLE GLAZED STAINED TIMBER GLAZED SCREENS

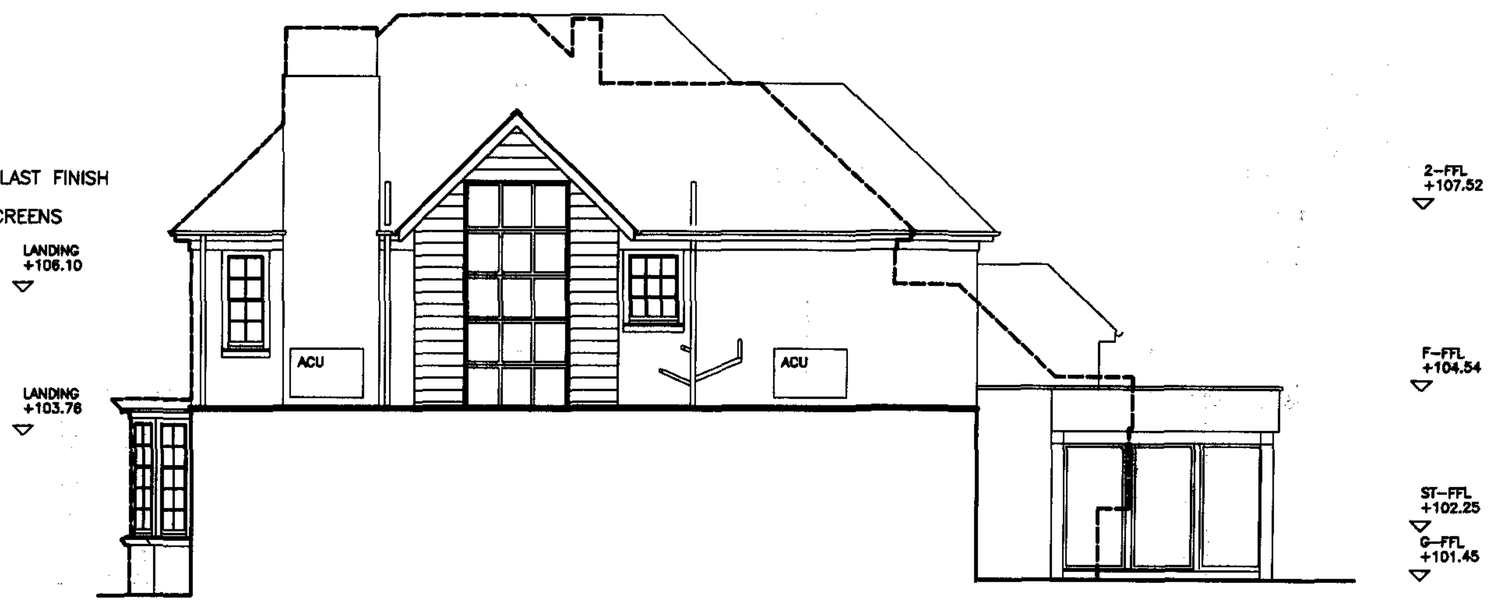

NORTH (SIDE) ELEVATION

EXISTING FOOTPRINT

DO NOT SCALE OFF THIS DRAWING

Dimensions, areas and levels where given are only approximations and all dimensions are to be checked on site. This drawing is to be read in conjunction with all relevant consultants/specialist drawings/documents. Any discrepancies or variations in the above are to be reported to the contract administrator before that work commences.

revisions

ref.	date	description
A	20.06.07	MINOR AMENDMENTS

project title
EXTENSION: 35 HIGHGATE WEST HILL
LONDON
N6 6LS

drawing title
ELEVATIONS
PROPOSED

scale	date	drawn	checked
1:100@ A3	09.06	-	-

drawing no.	revision
0102-A119	A

WEST (REAR) ELEVATION

NOTES:
ALL EXISTING WINDOWS TO BE REPLACED
WITH NEW SW DOUBLE-GLAZED UNITS
STYLE TO MATCH EXISTING

HOUSE & ANNEXE EXTENSION:
BRICK & TILE TO MATCH EXISTING
NEW CASEMENT WINDOWS TO BE IN SW &
DOUBLE GLAZED IN STYLE TO MATCH EXISTING

STAIRWELL OUTRIGGER EXTENSION
ROOF: TILE TO MATCH EXISTING
WALLS: TILE HUNG. TILES TO MATCH EXISTING
NEW WINDOWS: SW PAINTED DOUBLE GLAZED IN WHITE

GARDEN ROOM OUTRIGGER EXTENSION
ROOF: FLAT ROOF SINGLE POLYMERIC MEMBRANE WITH BALLAST FINISH
WALLS: GLASS & RENDERED MASONRY (WHITE)
NEW SCREEN: DOUBLE GLAZED STAINED TIMBER GLAZED SCREENS

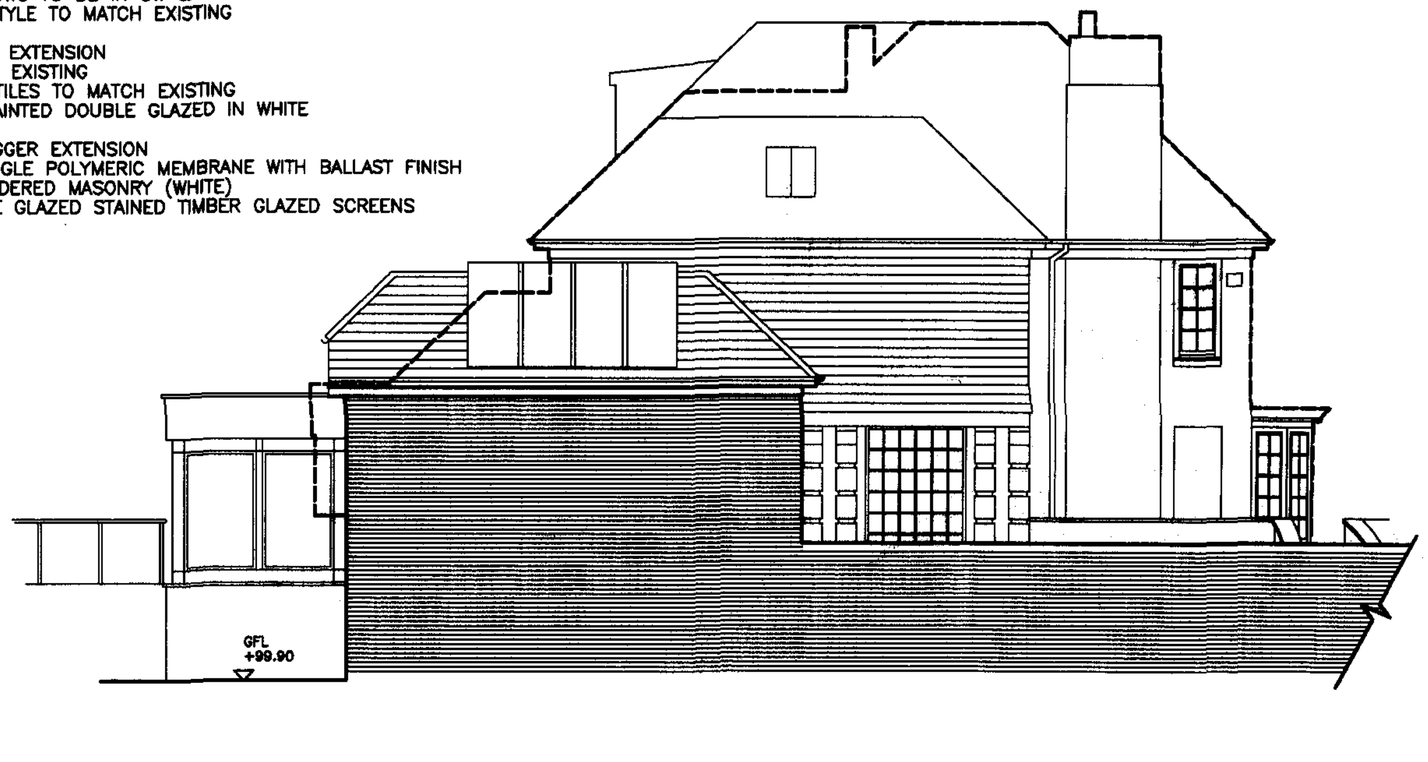

SOUTH (SIDE) ELEVATION

EXISTING FOOTPRINT

DO NOT SCALE OFF THIS DRAWING

Dimensions, areas and levels where given are only approximations and all dimensions are to be checked on site. This drawing is to be read in conjunction with all relevant consultants/specialist drawings/documents. Any discrepancies or variations in the above are to be reported to the contract administrator before that work commences.

revisions

ref.	date	description
A	20.06.07	MINOR AMENDMENTS

project title
EXTENSION: 35 HIGHGATE WEST HILL
LONDON
N6 6LS

drawing title
ELEVATIONS
PROPOSED

scale	date	drawn	checked
1:100@ A3	09.06	-	-

drawing no.	revision
0102-A120	A


PROPOSED FRONT ELEVATION
EXTENSION: 35 HIGHGATE WEST HILL

PROPOSED REAR ELEVATION

EXTENSION: 35 HIGHGATE WEST HILL