

Bourne Estate Communal Staircases - Photo Schedule

N.B. Works only to be undertaken in the following blocks; Shene, Ledham, Skipwith, Frewell, Denys, Scrope, Radcliff, Redman, Nigel, Buckridge and Kirkeby




Photo 1 – Typical internal ground floor entrance to the communal staircases.



Photo 2 – Typical example of the existing 'Tor' coating to the treads within the staircases.

Bourne Estate Communal Staircases - Photo Schedule

N.B. Works only to be undertaken in the following blocks; Shene, Ledham, Skipwith, Frewell, Denys, Scrope, Radcliff, Redman, Nigel, Buckridge and Kirkeby



Photo 3 – Another typical example of the existing stair covering within the residential blocks.



Photo 4 – Example of the 'Tor coating on the floor landings.

Bourne Estate Communal Staircases - Photo Schedule

N.B. Works only to be undertaken in the following blocks; Shene, Ledham, Skipwith, Frewell, Denys, Scrope, Radcliff, Redman, Nigel, Buckridge and Kirkeby




Photo 5 – Example in Scope House where there is no 'Tor' coating to the stairs or landings.




Photo 6 – Quarry tile installation previously undertaken in Laney House.

Bourne Estate Communal Staircases - Photo Schedule

N.B. Works only to be undertaken in the following blocks; Shene, Ledham, Skipwith, Frewell, Denys, Scrope, Radcliff, Redman, Nigel, Buckridge and Kirkeby




Photo 7 – Another view of the new stair covering in Laney House, undertaken in 2004.




Photo 8 – Example in Laney House of how the tiles are cut around the vertical balusters.