

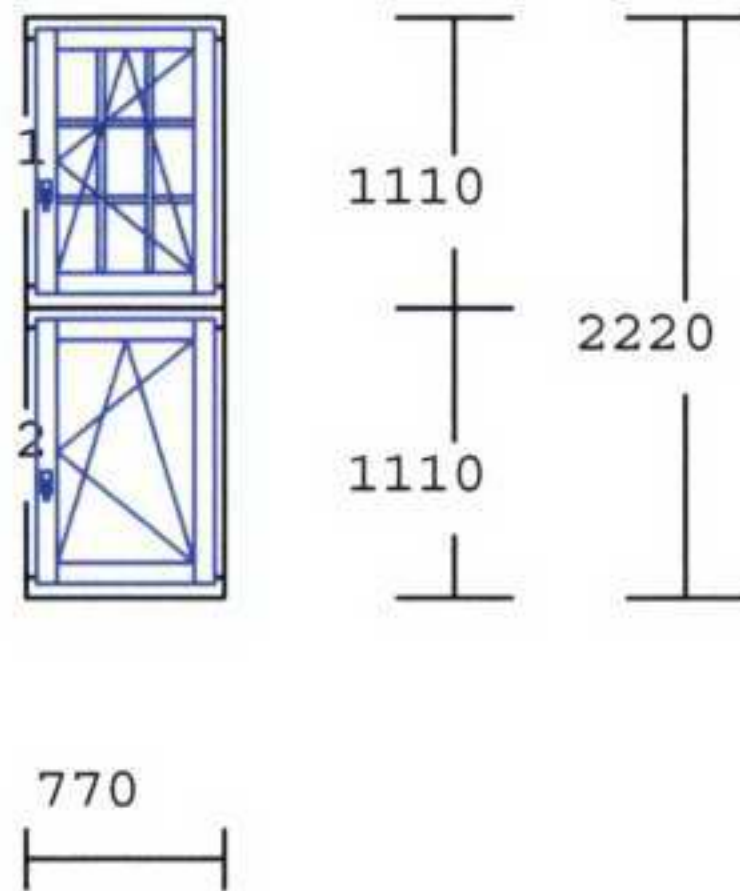
SHEET 5: DRAWINGS AND SPECIFICATIONS

Drawing:

Description:

1. Front Windows:

3 identical units



Material:

finger joint solid pine

Type:

1. Tilt and Turn

2. Tilt and Turn

Glass:

4mm / 16 argon / 4mm Low-E glass

(thermal conductivity rate / U value: 1.5W (m2K))

Glazing bars:

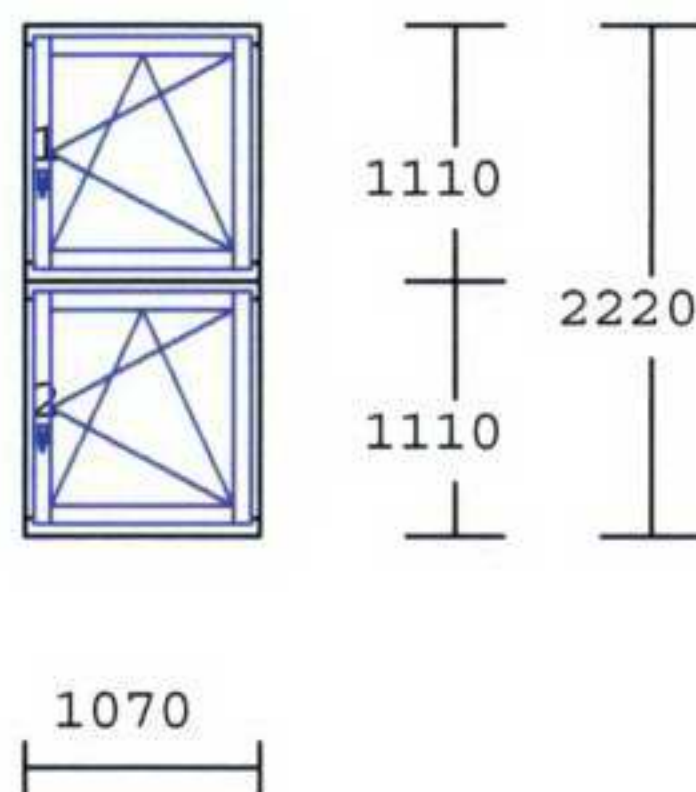
25mm wooden + aluminum between glass layers

Finish:

internal / white , external / white

2. Back Window:

1 unit



Material:

finger joint solid pine

Type:

1. Tilt and Turn

2. Tilt and Turn

Glass:

4mm / 16 argon / 4mm Low-E glass

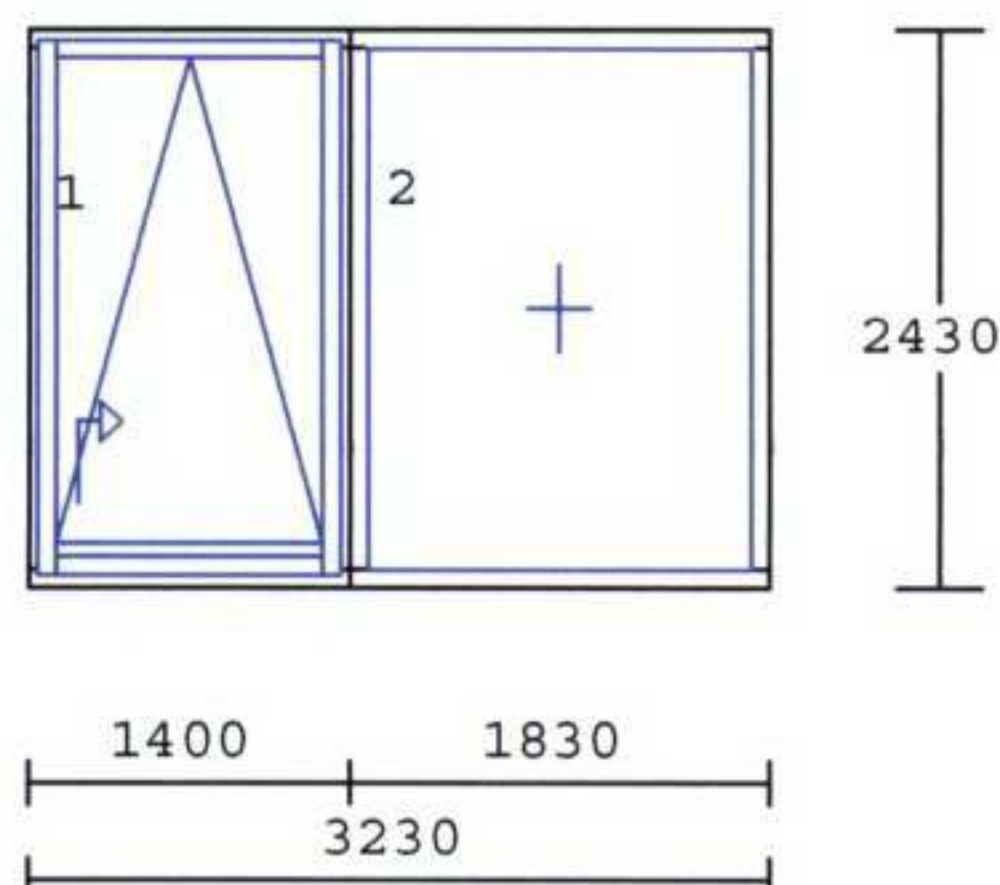
(thermal conductivity rate / U value: 1.5W (m2K))

Finish:

internal / white , external / white

3. Sliding Door (back):

1 unit



Material:

68mm finger joint solid pine

Type:

1. Tilt and Sliding door

2. Fixed frame

Glass:

1. 4mm toughened / 16 argon / 4mm toughened

2. 6mm toughened / 14 argon / 4mm toughened

(thermal conductivity rate / U value: 1.5W (m2K))

Finish:

internal / white , external / white