

29 CHRISTCHURCH HILL, NW3 1LA
DESIGN & ACCESS STATEMENT
BY OPEN ARCHITECTURE

OCTOBER 2007

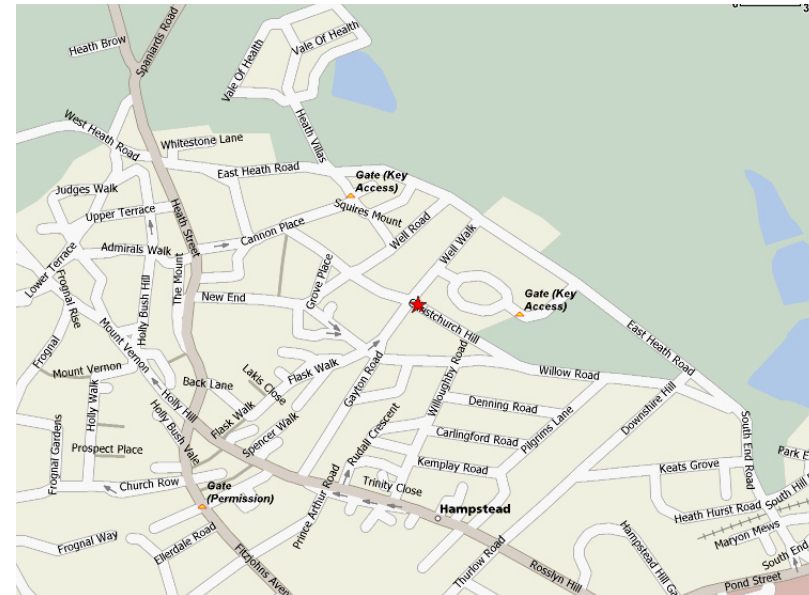


1.0 SITE ANALYSIS

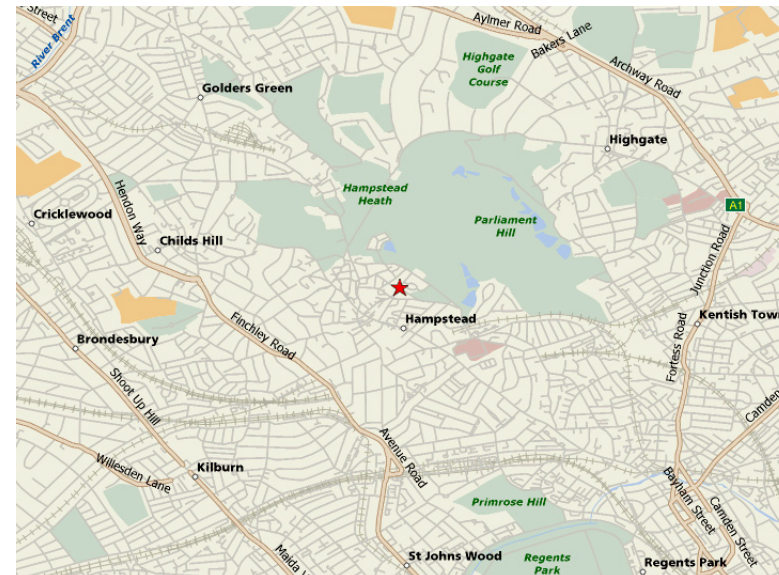
1.1 SITE LOCATION




AERIAL PHOTO



SITE LOCATION



URBAN CONTEXT



1.2 SITE PHOTOS



Front Elevation



Rear Elevation



Door to Widen

29 CHRISTCHURCH HILL, LONDON, NW3 9LA
DESIGN & ACCESS STATEMENT, OCTOBER 2007



2.0 PROCESS COMPONENTS

29 Christchurch Hill is a 5 story mid terraced house comprising of 5 bedrooms, 2 living areas, a kitchen, a study, 2 bathrooms and an en-suite. The proposal is to increase the light into the existing study by widening the existing opening and replacing with a bi-fold door.


2.1 ACCESS

Only one access will be affected during the works and this is the door in question to be widened, which will be temporarily inoperative until work is complete. Apart from this, access will be unaffected and all can be used as normal.

2.2 DESIGN SOLUTION

The proposed widening of the door will not in any way impact the frontage of the property. The proposed widening is similar in size to the existing door below, will be of similar design to the door below and also the same colour. The proposed door is to have a brick arch and jamb detailing to match existing providing an established and original appearance.





Open Architecture

Architecture

Building Surveying

Project Management

Interior Design

46-50 Royal Parade Mews

Blackheath Village

London SE3 OTN

www.openarc.co.uk

T: +44 (0)208 318 9700

F: +44 (0)208 318 0990