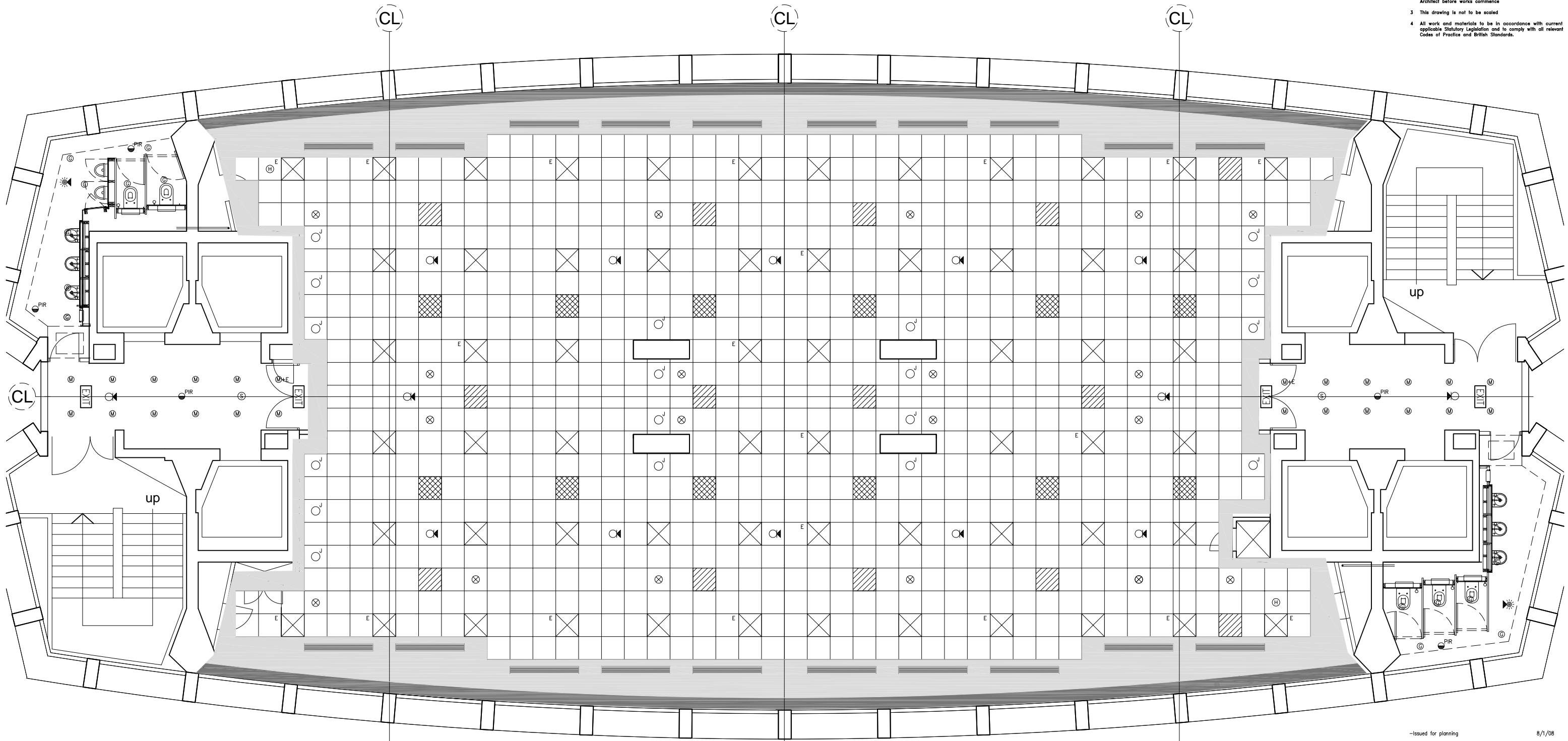




- NOTES
- 1 The Contractor must check and confirm dimensions
 - 2 All discrepancies must be reported and resolved by the Architect before works commence
 - 3 This drawing is not to be scaled
 - 4 All work and materials to be in accordance with current applicable Statutory Legislation and to comply with all relevant Codes of Practice and British Standards.



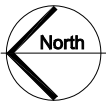
LEVEL 25









PLASTER-BOARD FLUSH WITH GENERAL CEILING



HIGH LEVEL PLASTER-BOARD CEILING



-  = RECESSED DOWN LIGHTS
-  = OFFICE LUMINAIRE
-  = SUPPLY AIR GRILLES
-  = LINEAR SLOT DIFFUSER
-  = DAYLIGHT SENSOR
-  = SMOKE DETECTOR/ SOUNDER

—Issued for planning 8/1/08
Rev | Date

ROLFE JUDD

PLANNING
ARCHITECTURE
INTERIORS

Old Church Court
Claylands Road
The Oval
London SW8 1NZ
Telephone: 020 7556 1500
Fax: 020 7556 1501
www.rolfe-judd.co.uk

Client
TARGETFOLLOW

Project
CENTRE POINT PHASE 3

Drawing
**LEVEL 25 – PROPOSED
TYPICAL REFLECTED CEILING PLAN**

Scale 1:100 (A3)	Date AUGUST 07	Drawn RP
Drawing No 4475 / T(35) P25		Revision —
CAD Ref No T:\4475\T_Series\T35\T35P25		
© Copyright Rolfe Judd Ltd		

This scale is 100mm in length when printed at the size indicated in the title block.

