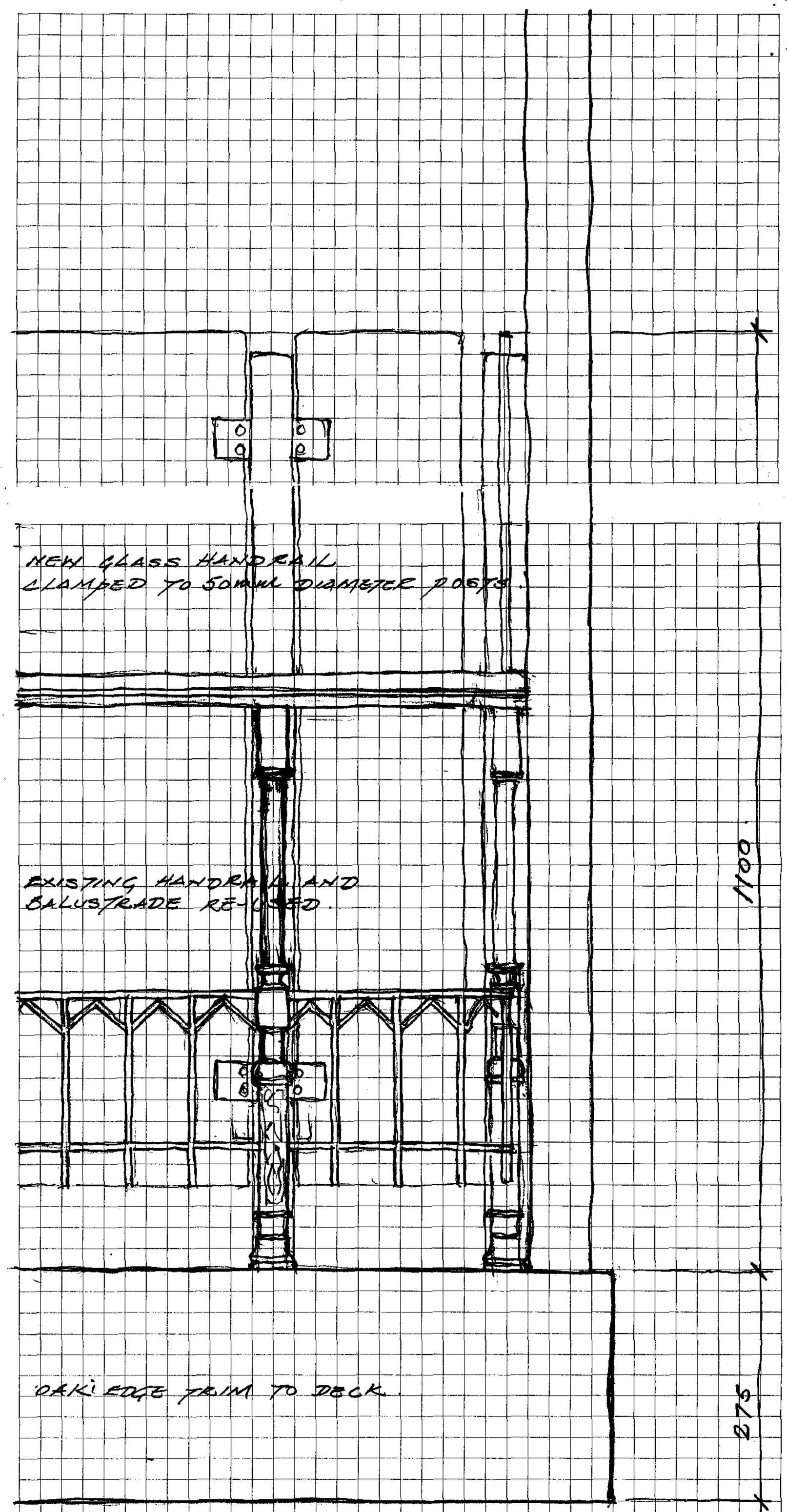

1:5 ELEVATION OF EXISTING & NEW HANDRAILS.

RECEIVED
26 FEB 2008

1:5 @ A3

ST. PANCRAS CHAMBERS

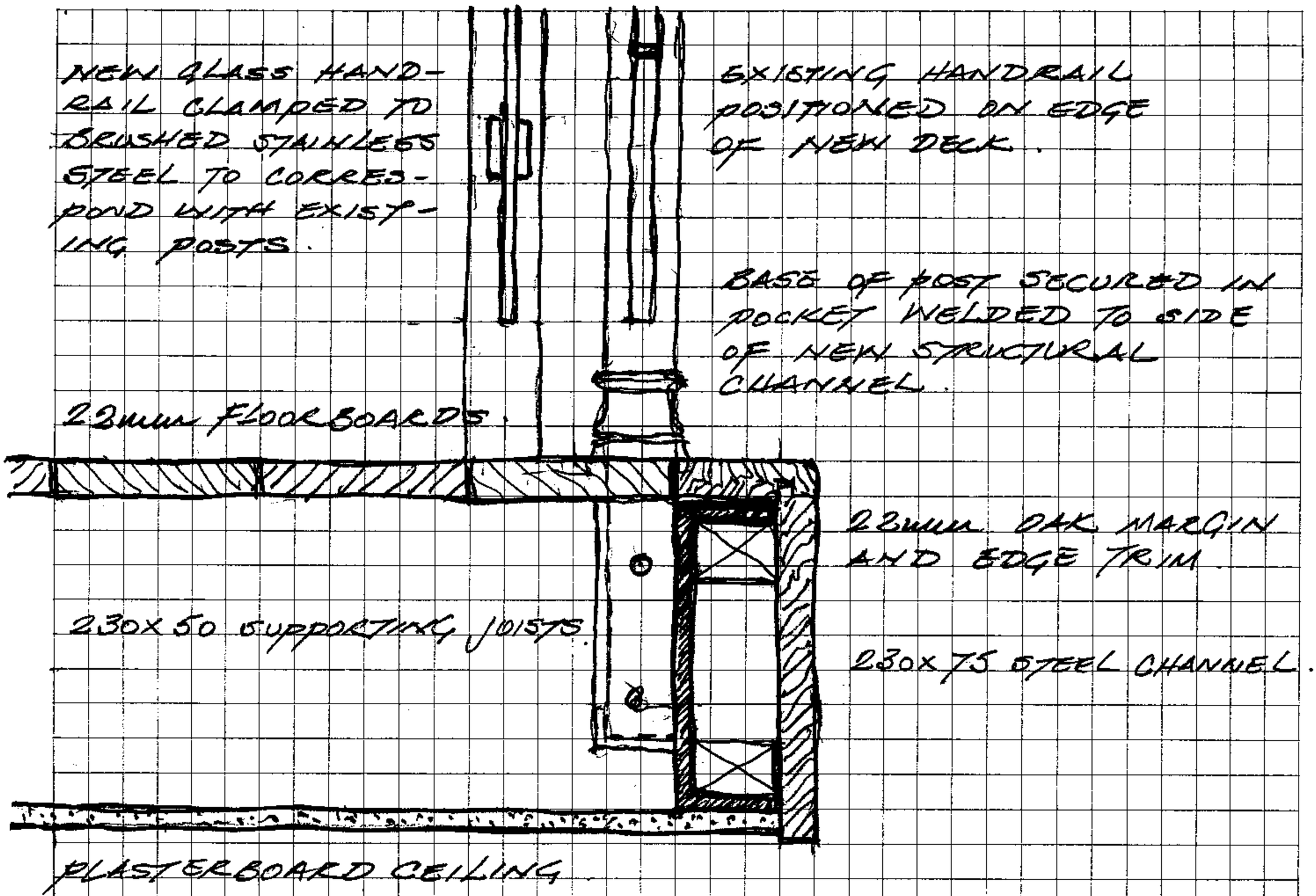

SECTION A.A.

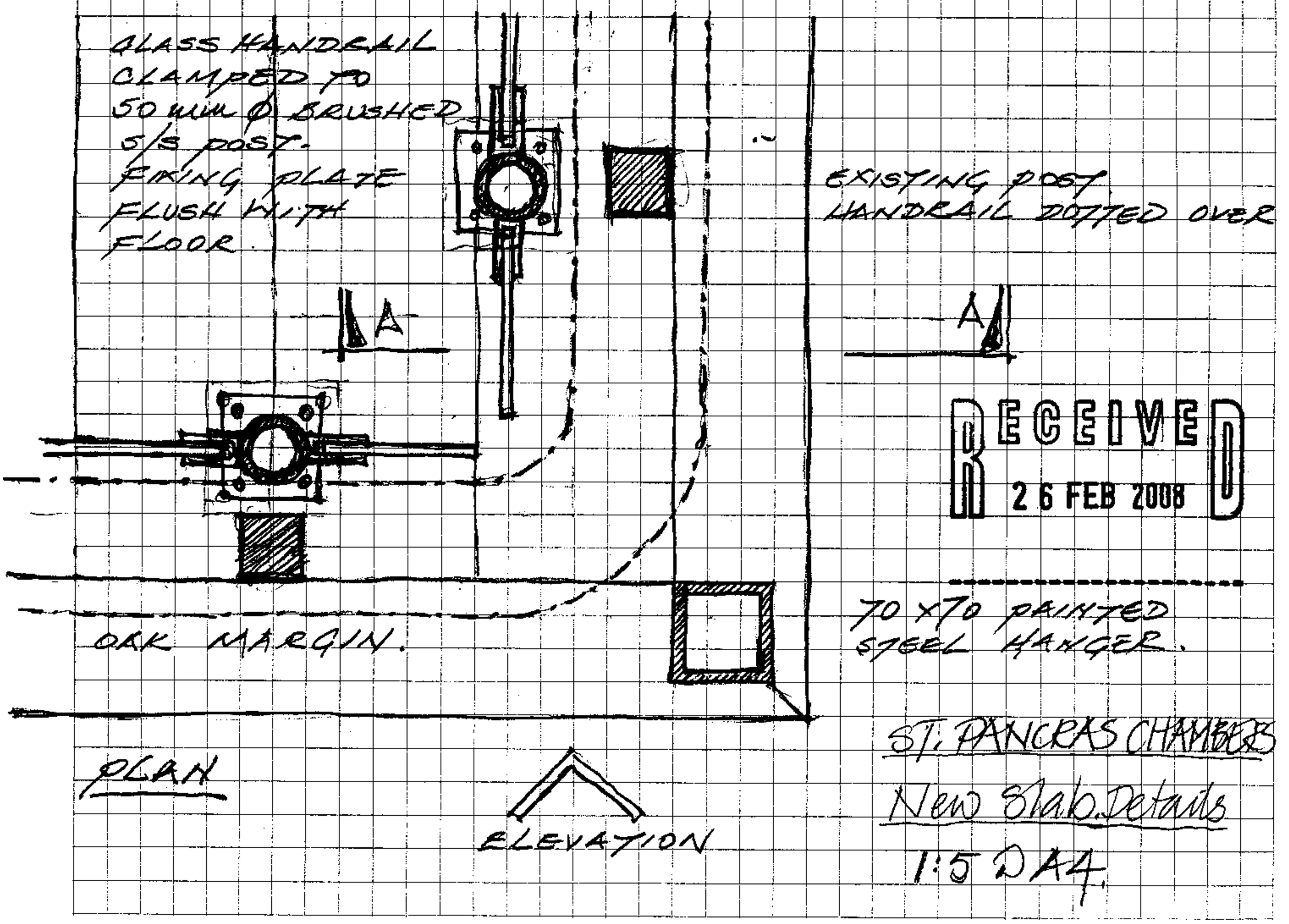

PLAN

RECEIVED
26 FEB 2008

ST. PANCRAS CHAMBERS

New Slab Details

1:5 @ A4.

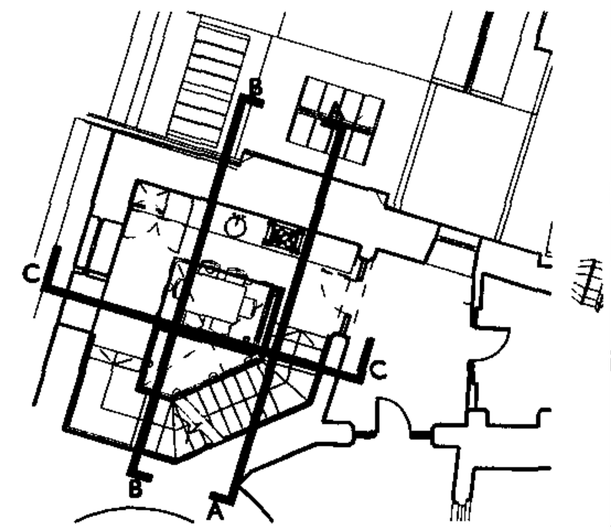

KEY PLAN

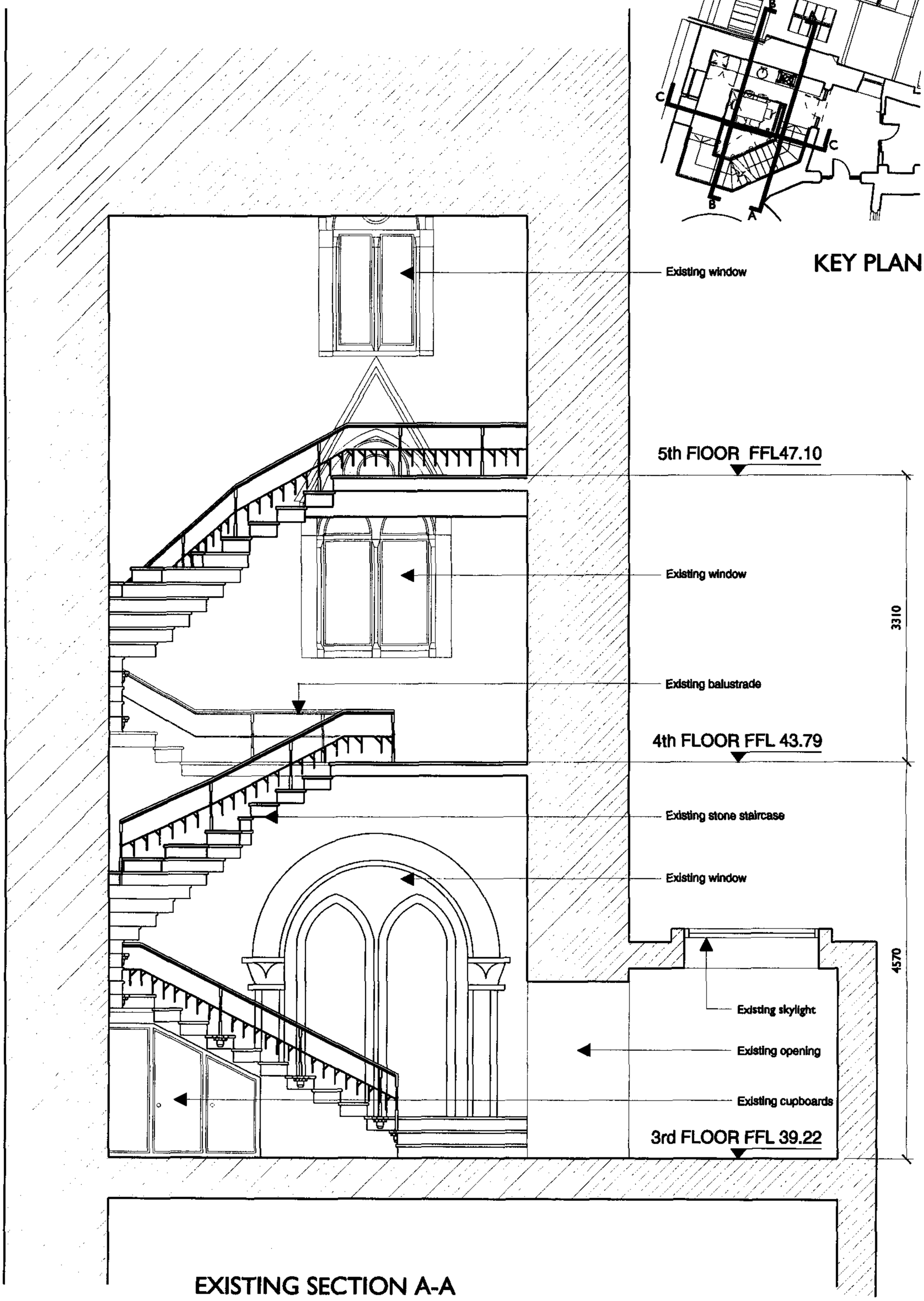

EXISTING SECTION A-A

Drawn By	Scale	Project		
SH	1:50 @ A3	ST PANCRAS CHAMBERS		FOR LISTED BUILDING CONSENT
Revision	Date	Drawing No	Title	
A	18.10.07	10166 A 01 C 05 37 10	Apartment 5.37 - Existing Section A-A	

RHWL Architects
and
RICHARD GRIFFITHS ARCHITECTS
Ivory House St Katharine Docks London E1W 1AT
T. 020 7480 1500 F. 020 7481 4840
E. info@rhwl.com www.rhwl.com

RHWL Architects, RHWL Interiors and ArtsTeam are all part of Renton Howard Wood Levin LLP, a Limited Liability Partnership Registered in England no. OC307685, Registered Office 77 Endell Street, London WC2H 9DZ, England.

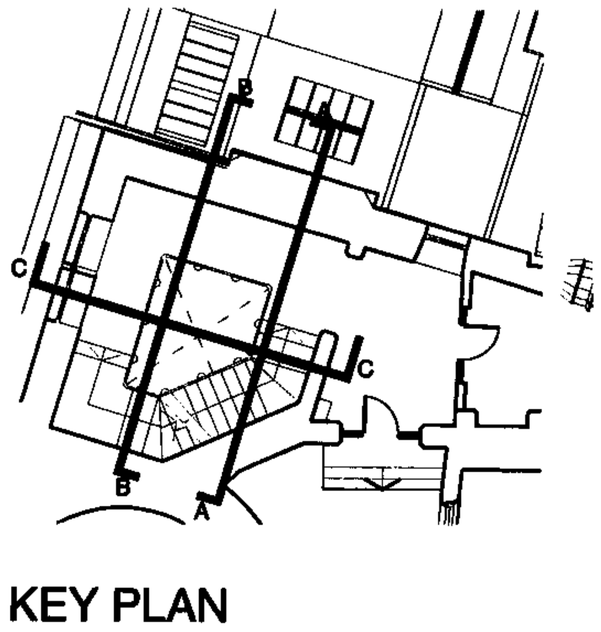

KEY PLAN

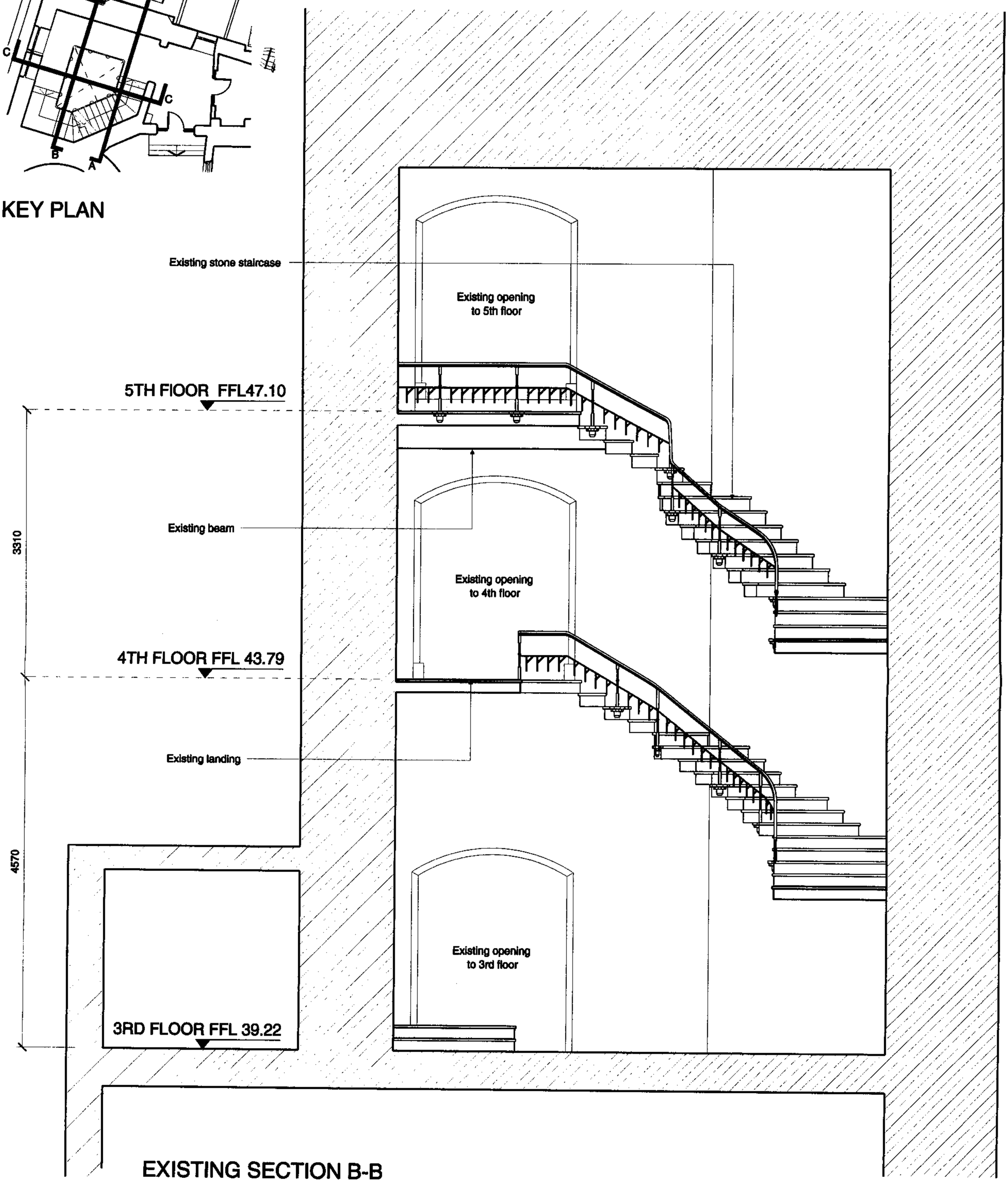

EXISTING SECTION B-B

Drawn By	Scale	Project		
SH	1:50 @ A3	ST PANCRAS CHAMBERS		FOR LISTED BUILDING CONSENT
Revision	Date	Drawing No	Title	
A	18.10.07	10166 A 01 C 05 37 11	Apartment 5.37 - Existing Section B-B	

RHWL Architects
and
RICHARD GRIFFITHS ARCHITECTS
Ivory House St Katharine Docks London E1W 1AT
T. 020 7480 1500 F. 020 7481 4840
E. info@rhwl.com www.rhwl.com

RHWL Architects, RHWL Interiors and ArtsTeam are all part of Renton Howard Wood Levin LLP, a Limited Liability Partnership Registered in England no. OC307685, Registered Office 77 Endell Street, London WC2H 9DZ, England.

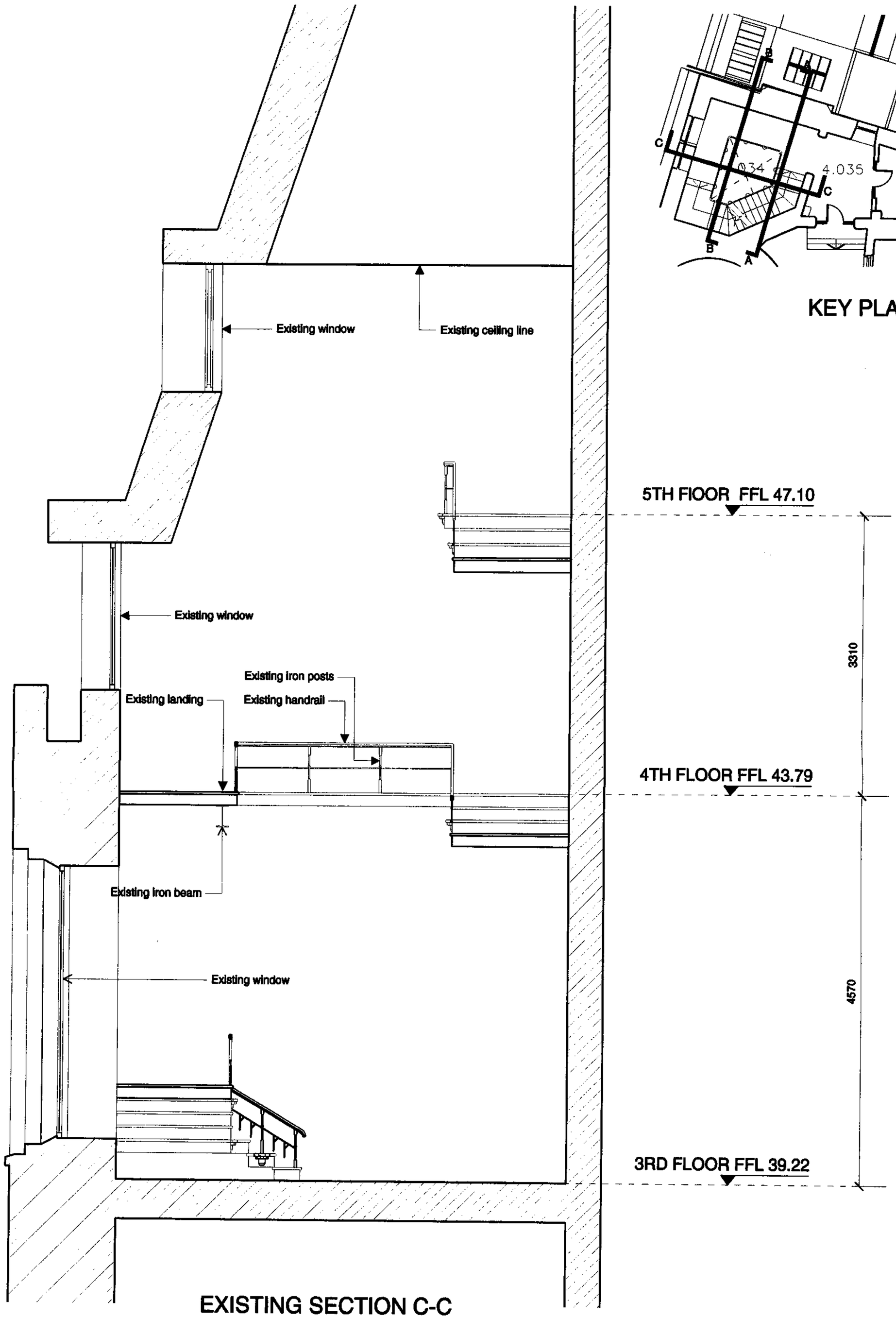

EXISTING SECTION C-C

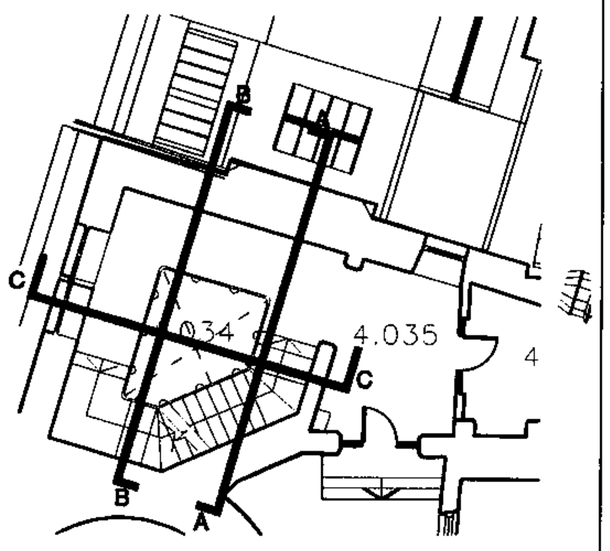

KEY PLAN

Drawn By	Scale	Project		
SH	1:50 @ A3	ST PANCRAS CHAMBERS	FOR LISTED BUILDING CONSENT	RHWL Architects and RICHARD GRIFFITHS ARCHITECTS
Revision	Date	Drawing No	Title	
A	18.10.07	10166 A 01 C 05 37 12	Apartment 5.37 - Existing Section C-C	

Ivory House St Katharine Docks London E1W 1AT
T. 020 7480 1500 F. 020 7481 4840
E. info@rhwl.com www.rhwl.com

RHWL Architects, RHWL Interiors and ArtsTeam are all part of Renton Howard Wood Levin LLP, a Limited Liability Partnership Registered in England no. OC307685, Registered Office 77 Endell Street, London WC2H 9DZ, England.

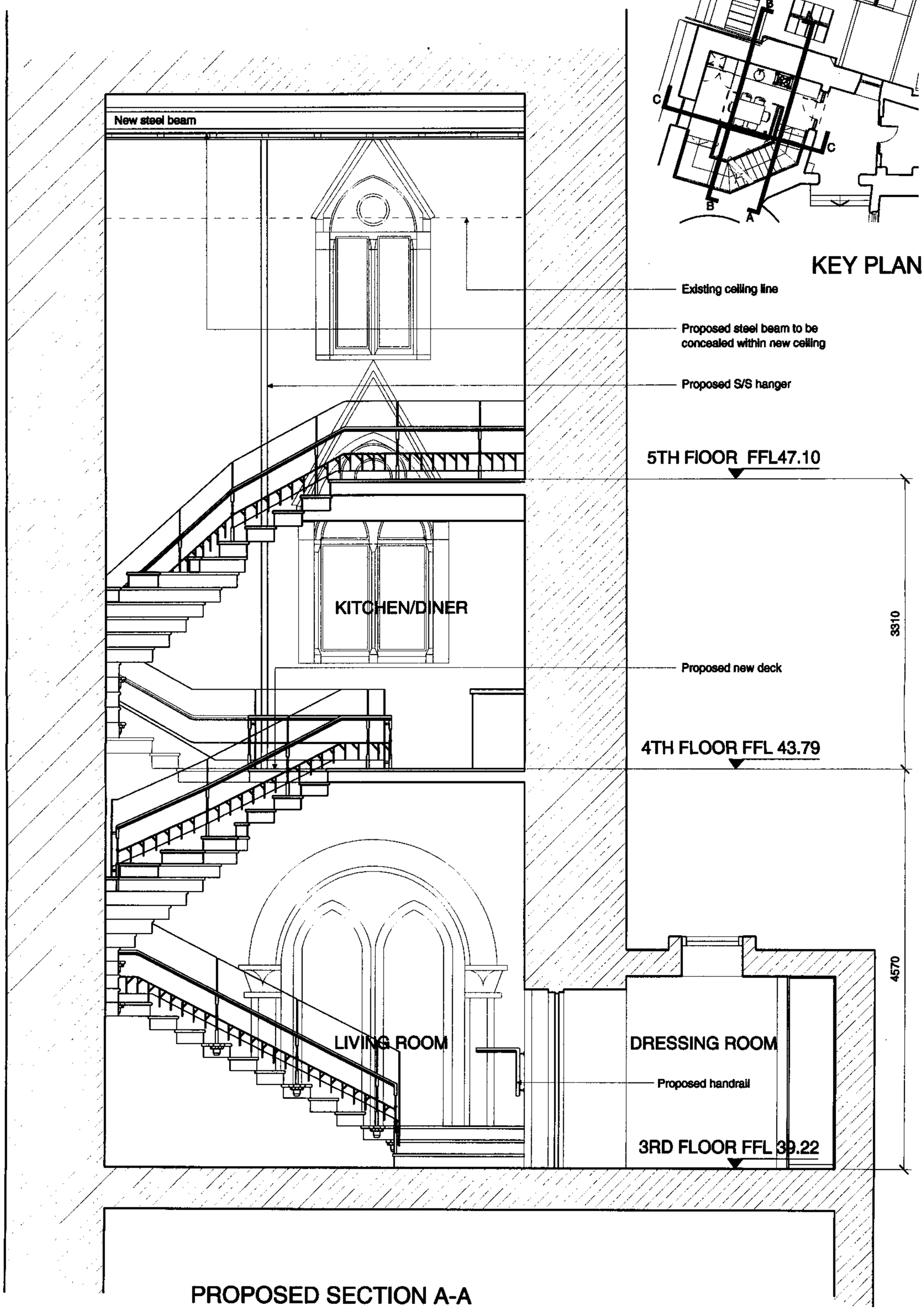

Drawn By	Scale	Project		
SH	1:50 @ A3	ST PANCRAS CHAMBERS		FOR LISTED BUILDING CONSENT
Revision	Date	Drawing No	Title	
A	18.10.07	10166 A 01 C 05 37 13	Apartment 5.37 - Proposed Section A-A	

RHWL Architects
and
RICHARD GRIFFITHS ARCHITECTS
Ivory House St Katharine Docks London E1W 1AT
T. 020 7480 1500 F. 020 7481 4840
E. info@rhwl.com www.rhwl.com

RHWL Architects, RHWL Interiors and ArtsTeam are all part of Renton Howard Wood Levin LLP, a Limited Liability Partnership Registered in England no. OC307685, Registered Office 77 Endell Street, London WC2H 9DZ, England.

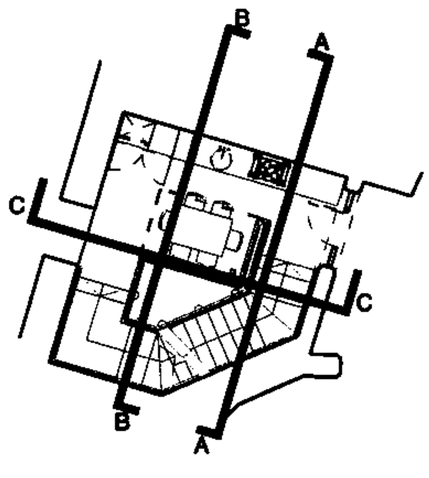

KEY PLAN

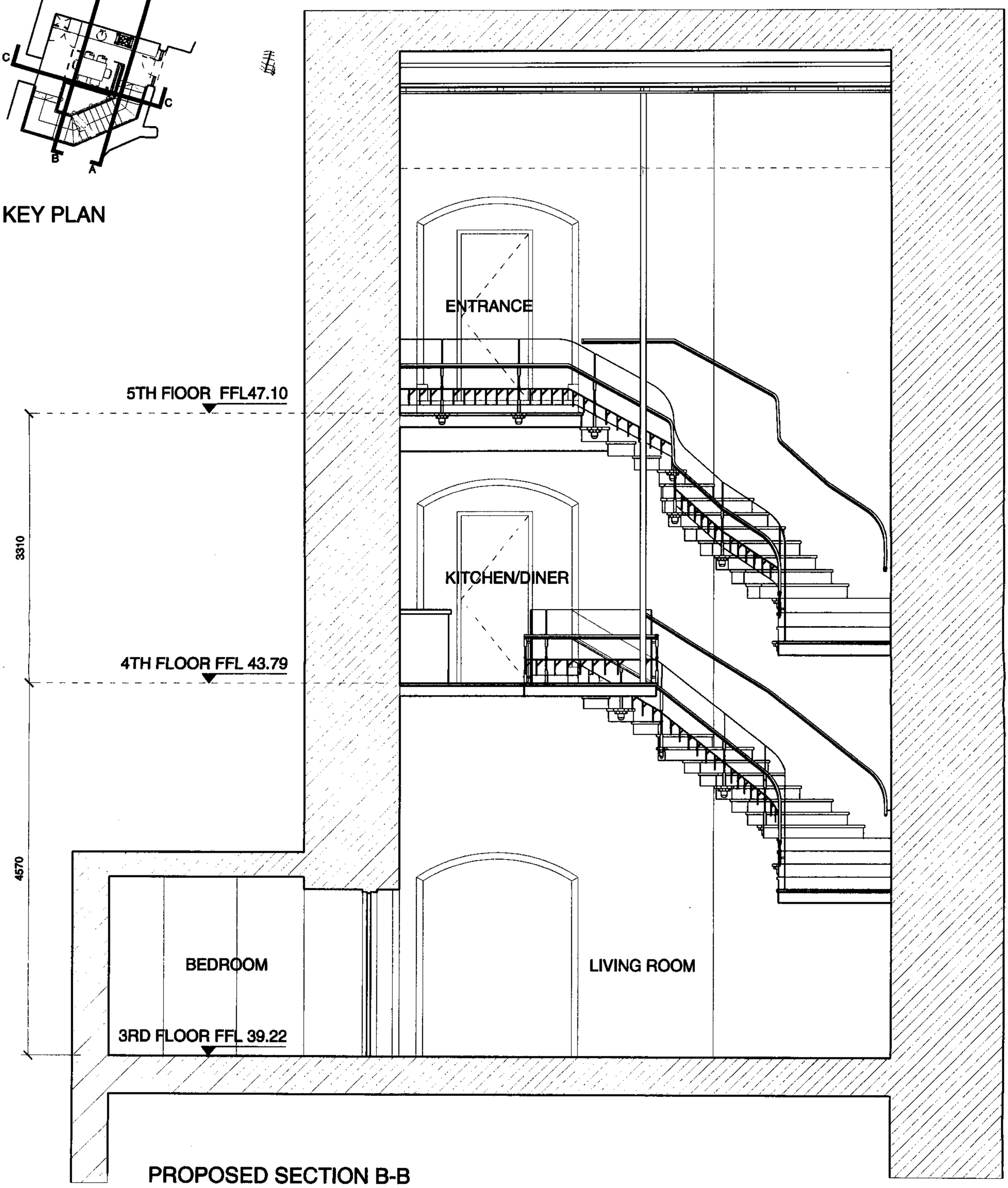

PROPOSED SECTION B-B

Drawn By	Scale	Project		
SH	1:50 @ A3	ST PANCRAS CHAMBERS	FOR LISTED BUILDING CONSENT	RHWL Architects and RICHARD GRIFFITHS ARCHITECTS
Revision	Date	Drawing No	Title	
A	18.10.07	10166 A 01 C 05 37 14	Apartment 5.37 - Proposed Section B-B	

Ivory House St Katharine Docks London E1W 1AT
T. 020 7480 1500 F. 020 7481 4840
E. info@rhwl.com www.rhwl.com

RHWL Architects, RHWL Interiors and ArtsTeam are all part of Renton Howard Wood Levin LLP, a Limited Liabilty Partnership Registered in England no. OC307685. Registered Office 77 Endell Street, London WC2H 9DZ, England.

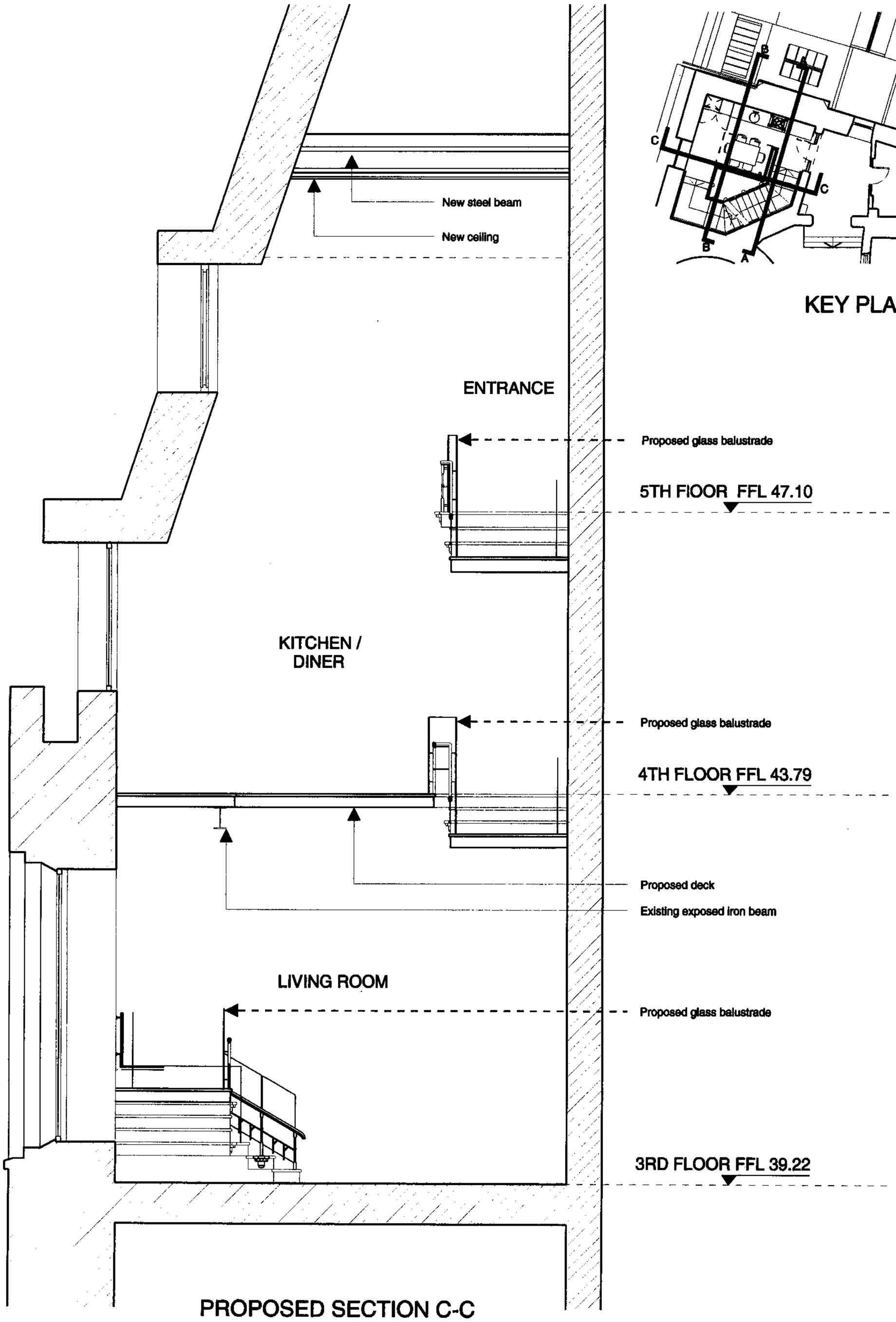

PROPOSED SECTION C-C

Drawn By	Scale	Project		
SH	1:50 @ A3	ST PANCRAS CHAMBERS	FOR LISTED BUILDING CONSENT	RHWL Architects and RICHARD GRIFFITHS ARCHITECTS
Revision	Date	Drawing No	Title	
A	18.10.07	10166 A 01 C 05 37 15	Apartment 5.37 - Proposed Section C-C	

Ivory House St Katharine Docks London E1W 1AT
T. 020 7480 1500 F. 020 7481 4840
E. info@rhwl.com www.rhwl.com

RHWL Architects, RHWL Interiors and ArtsTeam are all part of Renton Howard Wood Levin LLP, a Limited Liability Partnership Registered in England no. OC307685, Registered Office 77 Endell Street, London WC2H 9DZ, England.

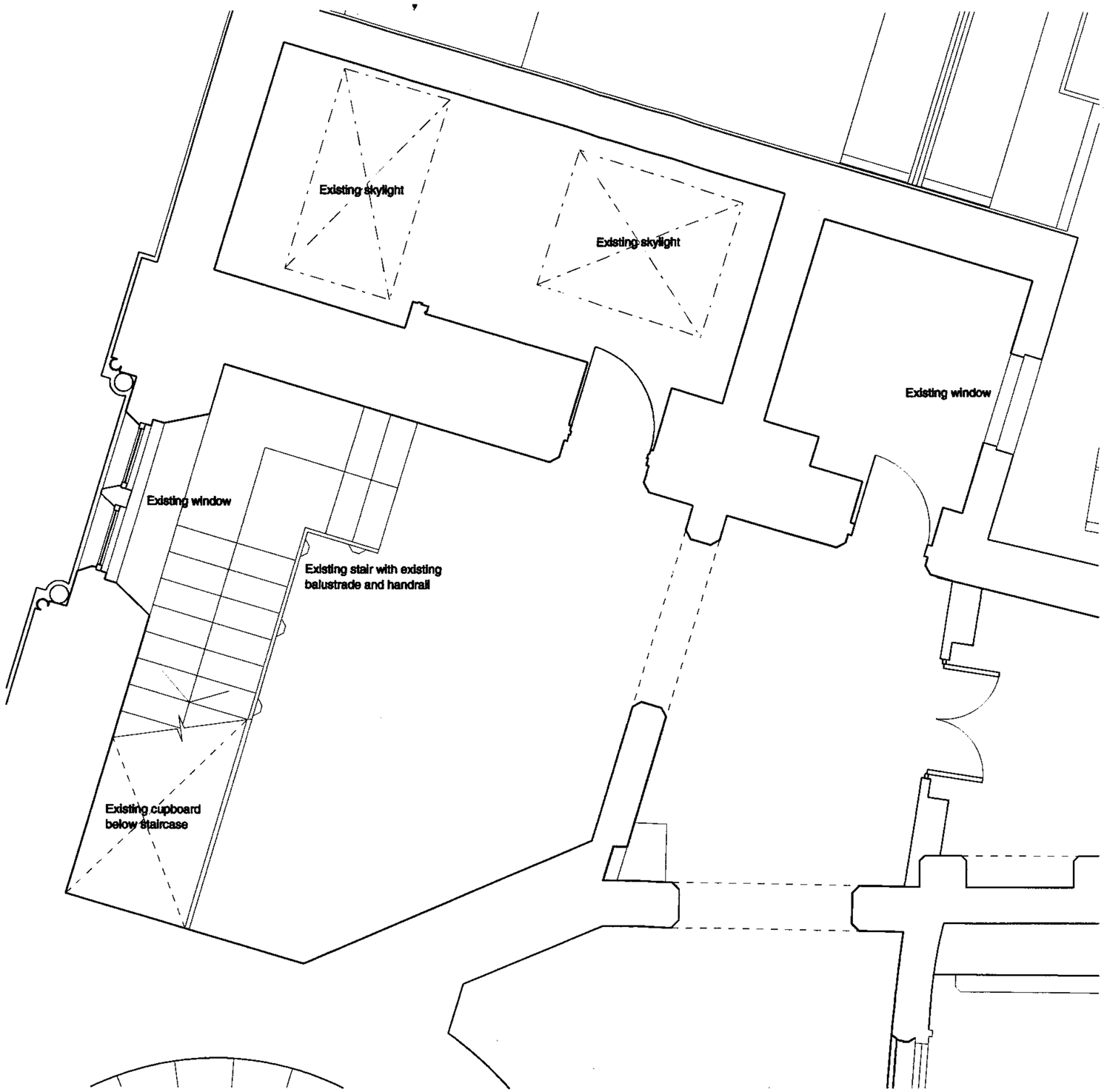

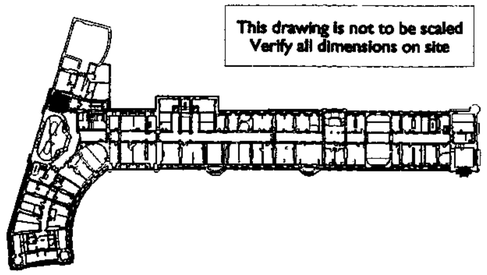

This drawing is not to be scaled
Verify all dimensions on site

Rev	Amendment	Date
A	For listed building consent	06.12.07

Drawn By	Scale	Project	
SH	1:50 @ A3	ST PANCRAS CHAMBERS	
Revision	**Date**	**Drawing No**	**Title**
A	18.10.07	10166 A 01 C 05 37 1	Apartment 5.37 - Existing 3rd Floor Plan

FOR LISTED BUILDING CONSENT

RHWL Architects
and
RICHARD GRIFFITHS ARCHITECTS
Ivory House St Katharine Docks London E1W 1AT
T. 020 7480 1500 F. 020 7481 4840 E. info@rhwl.com www.rhwl.com

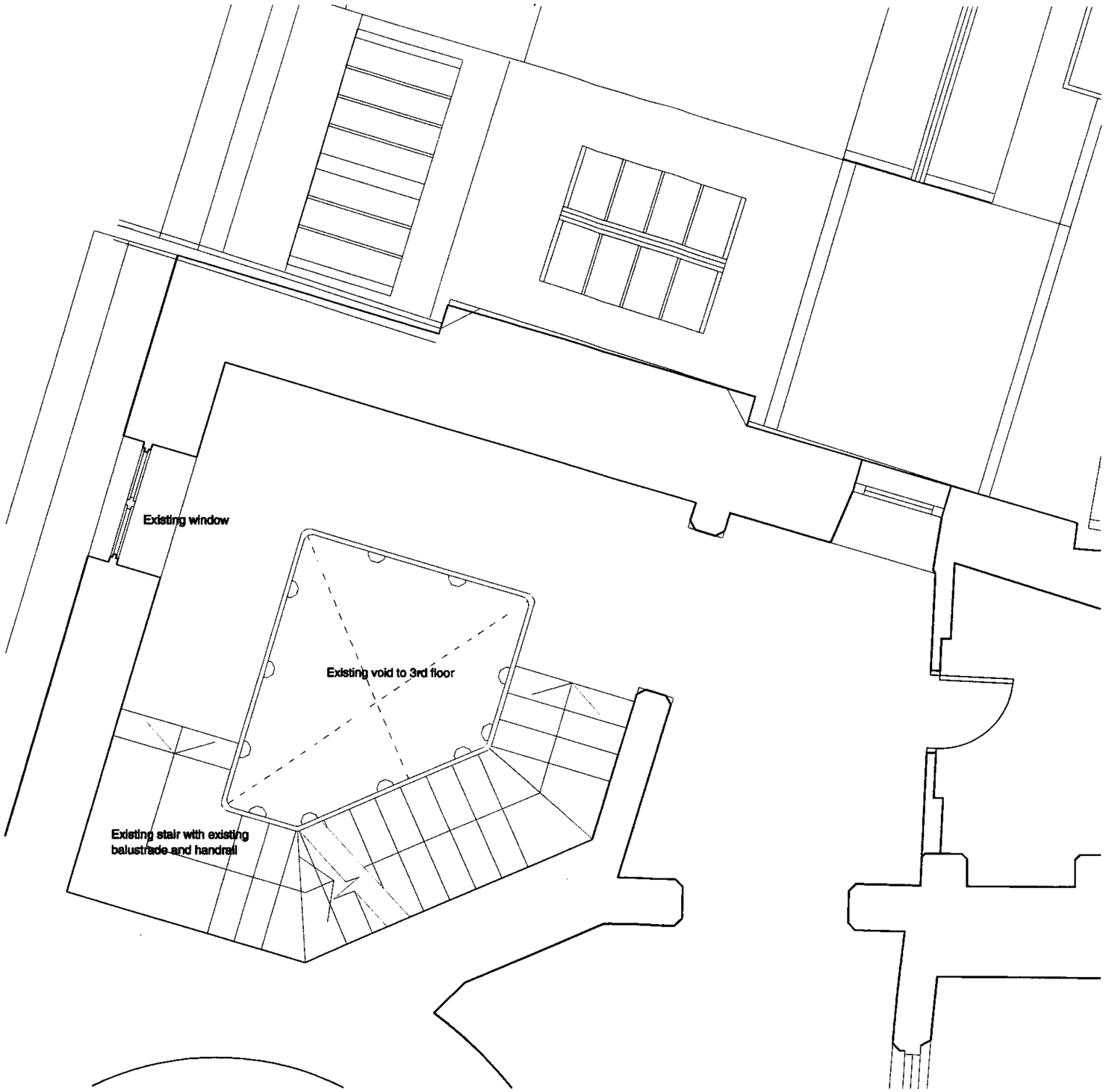

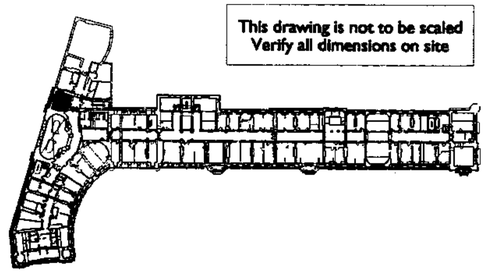

This drawing is not to be scaled
Verify all dimensions on site

Rev	Amendment	Date
A	For listed building consent	06.12.07

Drawn By	Scale	Project	
SH	1:50 @ A3	ST PANCRAS CHAMBERS	
Revision	**Date**	**Drawing No**	**Title**
A	18.10.07	10166 A 01 C 05 37 2	Apartment 5.37 - Existing 4th Floor Plan

FOR LISTED BUILDING CONSENT

RHWL Architects
and
RICHARD GRIFFITHS ARCHITECTS
Ivory House St Katharine Docks London E1W 1AT
T. 020 7480 1500 F. 020 7481 4840 E. info@rhwl.com www.rhwl.com

RHWL Architects, RHWL Interiors and ArtsTeam are all part of Renton Howard Wood Levin LLP, a Limited Liability Partnership Registered in England no. OC307685. Registered Office Ivory House, St Katharine Docks, London E1W 1AT England

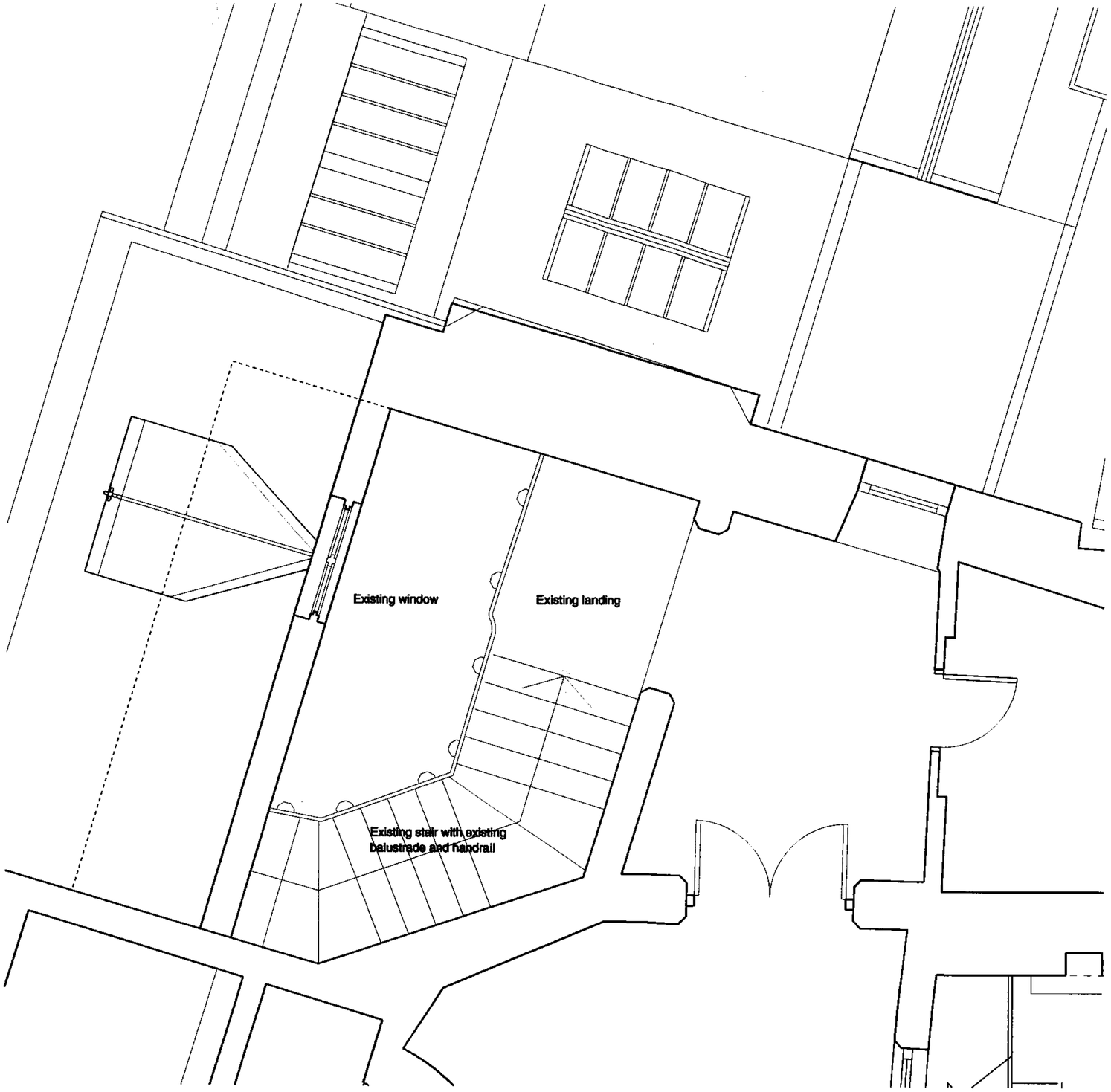

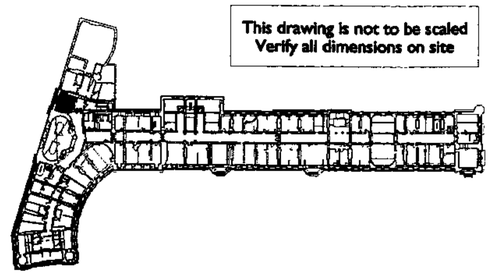

This drawing is not to be scaled
Verify all dimensions on site

Rev	Amendment	Date
A	For listed building consent	06.12.07

Drawn By	Scale	Project	
SH	1:50 @ A3	ST PANCRAS CHAMBERS	
Revision	**Date**	**Drawing No**	**Title**
A	18.10.07	10166 A 01 C 05 37 3	Apartment 5.37 - Existing 5th Floor Plan

FOR LISTED BUILDING CONSENT

RHWL Architects
and
RICHARD GRIFFITHS ARCHITECTS
Ivory House St Katharine Docks London E1W 1AT
T. 020 7480 1500 F. 020 7481 4840 E. info@rhwl.com www.rhwl.com

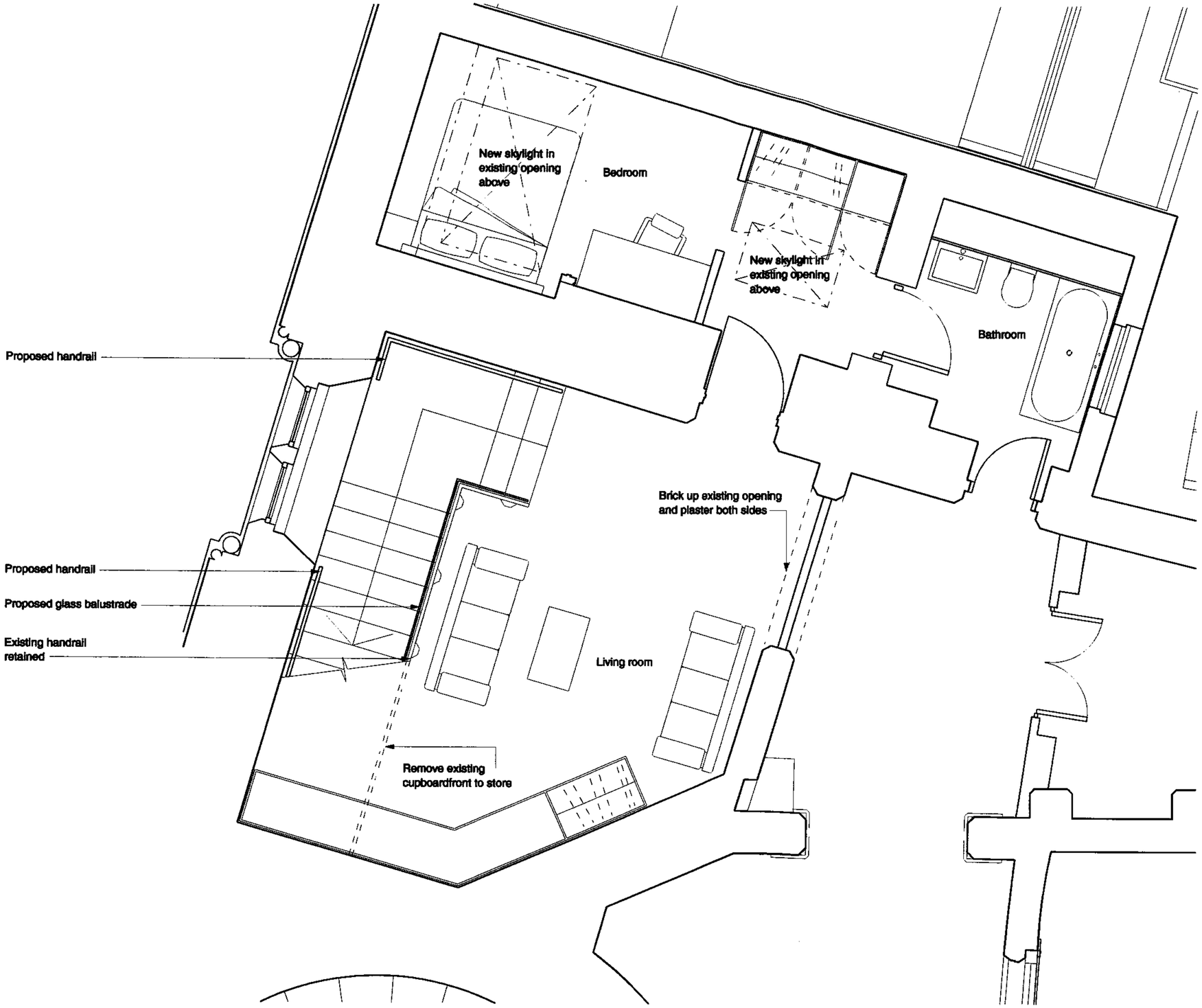

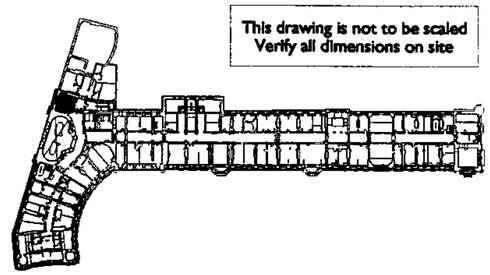

This drawing is not to be scaled
Verify all dimensions on site

Rev	Amendment	Date
A	For listed building consent	06.12.07

Drawn By	Scale	Project	
SH	1:50 @ A3	ST PANCRAS CHAMBERS	
Revision	**Date**	**Drawing No**	**Title**
A	18.10.07	10166 A 01 C 05 37 4	Apartment 5.37 - Proposed 3rd Floor Plan

FOR LISTED BUILDING CONSENT

RHWL Architects
and
RICHARD GRIFFITHS ARCHITECTS
Ivory House St Katharine Docks London E1W 1AT
T. 020 7480 1500 F. 020 7481 4840 E. info@rhwl.com www.rhwl.com

RHWL Architects, RHWL Interiors and ArtiTecture are all part of Renton Howard Wood Levin LLP, a Limited Liability Partnership Registered in England no. OC307685. Registered Office Ivory House, St Katharine Docks, London E1W 1AT England

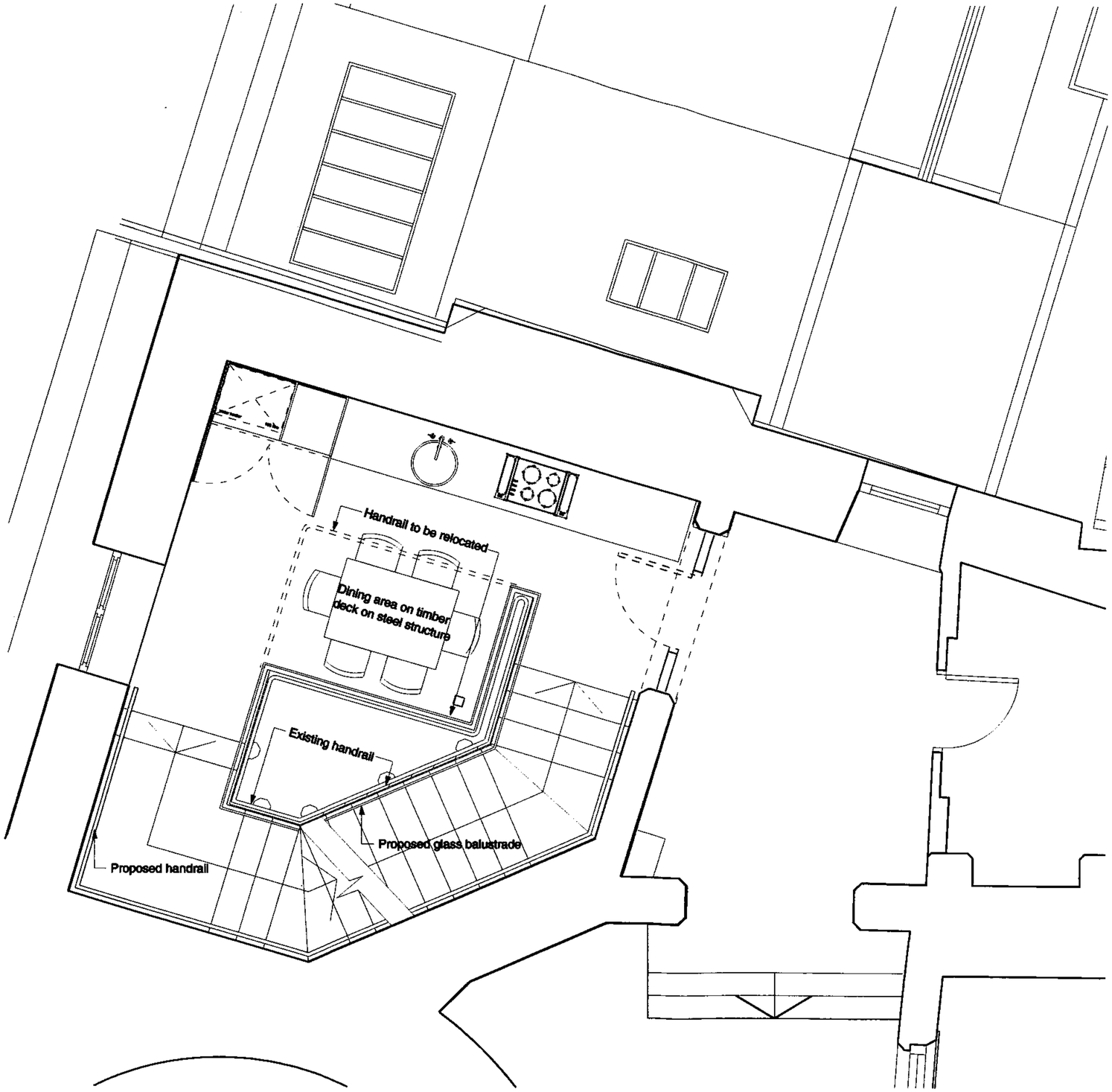

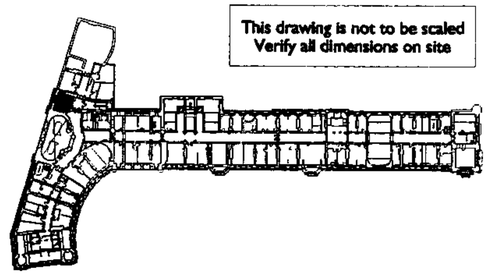

This drawing is not to be scaled
Verify all dimensions on site

Note: Existing timber and iron handrail retained on stair.
Landing handrail to be removed and relocated to edge of timberdeck.

Rev	Amendment	Date
A	For listed building consent	06.12.07

Drawn By	Scale	Project	
SH	1:50 @ A3	ST PANCRAS CHAMBERS	
Revision	**Date**	**Drawing No**	**Title**
A	18.10.07	10166 A 01 C 05 37 5	Apartment 5.37 - Proposed 4th Floor Plan

FOR LISTED BUILDING CONSENT

RHWL Architects
and
RICHARD GRIFFITHS ARCHITECTS
Ivory House St Katharine Docks London E1W 1AT
T. 020 7480 1500 F. 020 7481 4840 E. info@rhwl.com www.rhwl.com

RHWL Architects, RHWL London and ArtiTecs are all part of Reeves Howard Wood Lupin LLP a Limited Liability Partnership Registered in England no. OC307695. Registered Office Ivory House, St Katharine Dock, London E1W 1AT England

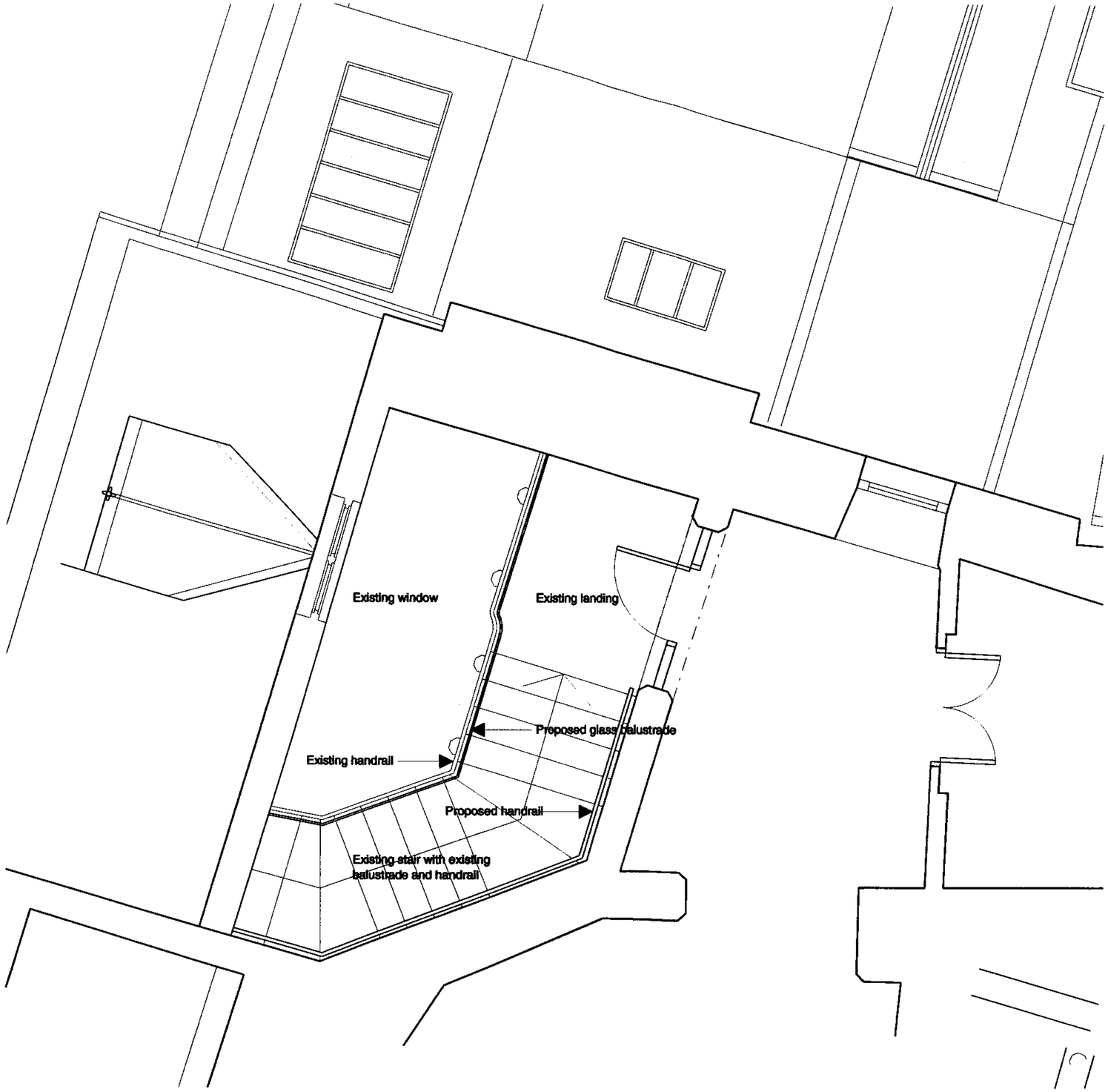

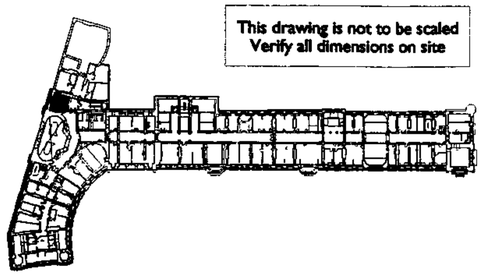

This drawing is not to be scaled
Verify all dimensions on site

Rev	Amendment	Date
A	For listed building consent	06.12.07

Drawn By	Scale	Project	
SH	1:50 @ A3	ST PANCRAS CHAMBERS	
Revision	**Date**	**Drawing No**	**Title**
A	18.10.07	10166 A 01 C 05 37 6	Apartment 5.37 - Proposed 5th Floor Plan

FOR LISTED BUILDING CONSENT

RHWL Architects
and
RICHARD GRIFFITHS ARCHITECTS
Ivory House St Katharine Docks London E1W 1AT
T. 020 7480 1500 F. 020 7481 4840 E. info@rhwl.com www.rhwl.com

RHWL Architects, RHWL Interiors and ArtsTeam are all part of Renton Howard Wood Levin LLP, a Limited Liability Partnership Registered in England no. OC307685. Registered Office Ivory House, St Katharine Docks, London E1W 1AT England

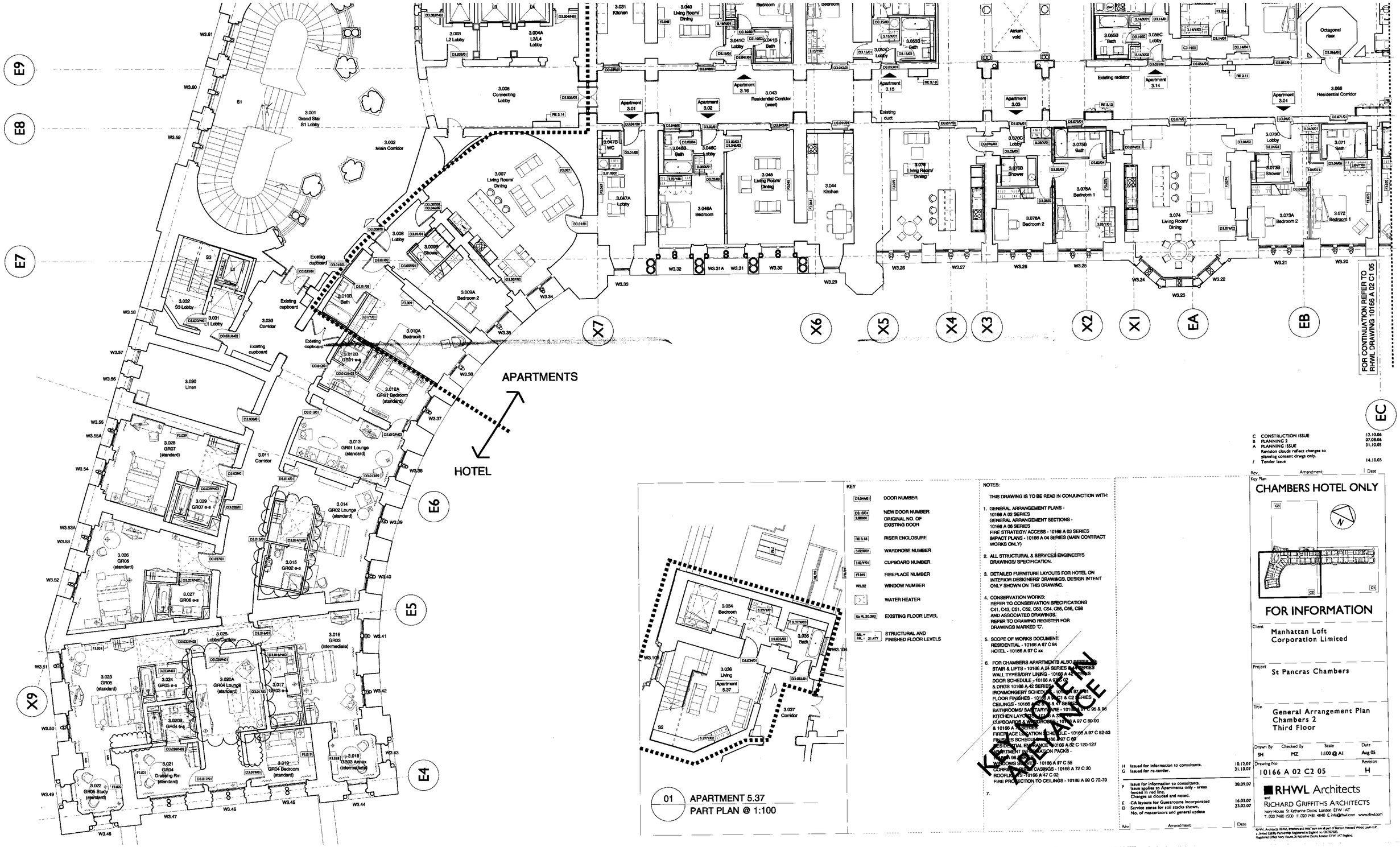

01 APARTMENT 5.37
PART PLAN @ 1:100

KEY

D3.044/01	DOOR NUMBER
D3.15/01 / 3.020/01	NEW DOOR NUMBER ORIGINAL NO. OF EXISTING DOOR
RE 5.13	RISER ENCLOSURE
3.020/001	WARDROBE NUMBER
3.027/01	CUPBOARD NUMBER
FP3.045	FIREPLACE NUMBER
W3.32	WINDOW NUMBER
	WATER HEATER
Ex. FL 20.300	EXISTING FLOOR LEVEL
68.- FFL - 21.477	STRUCTURAL AND FINISHED FLOOR LEVELS

NOTES:

THIS DRAWING IS TO BE READ IN CONJUNCTION WITH:

1. GENERAL ARRANGEMENT PLANS - 10166 A 02 SERIES
   GENERAL ARRANGEMENT SECTIONS - 10166 A 06 SERIES
   FIRE STRATEGY/ ACCESS - 10166 A 03 SERIES
   IMPACT PLANS - 10166 A 04 SERIES (MAIN CONTRACT WORKS ONLY)
2. ALL STRUCTURAL & SERVICES ENGINEER'S DRAWINGS/ SPECIFICATION.
3. DETAILED FURNITURE LAYOUTS FOR HOTEL ON INTERIOR DESIGNERS' DRAWINGS. DESIGN INTENT ONLY SHOWN ON THIS DRAWING.
4. CONSERVATION WORKS:
   REFER TO CONSERVATION SPECIFICATIONS C41, C43, C51, C52, C53, C54, C55, C56, C58 AND ASSOCIATED DRAWINGS.
   REFER TO DRAWING REGISTER FOR DRAWINGS MARKED 'C'.
5. SCOPE OF WORKS DOCUMENT:
   RESIDENTIAL - 10166 A 97 C 84
   HOTEL - 10166 A 97 C xx
6. FOR CHAMBERS APARTMENTS ALSO REFER TO:
   STAIR & LIFTS - 10166 A 24 SERIES & SERIES
   WALL TYPES/DRY LINING - 10166 A 42 SERIES
   DOOR SCHEDULE - 10166 A 97 C 02
   & DRGS 10166 A 42 SERIES
   IRONMONGERY SCHEDULE - 10166 A 97 C 01
   FLOOR FINISHES - 10166 A 97 C1 & C2 SERIES
   CEILINGS - 10166 A 42 & 46 & 47 SERIES
   BATHROOMS/ SANITARYWARE - 10166 A 97 C 96 & 98
   KITCHEN LAYOUTS - 10166 A 72 C 29
   CUPBOARDS & WARDROBES - 10166 A 97 C 89-90 & 10166 A 72 SERIES
   FIREPLACE LOCATION SCHEDULE - 10166 A 97 C 52-53
   FINISHES SCHEDULE - 10166 A 97 C 59
   RESIDENTIAL ENTRANCE - 10166 A 32 C 120-127
   APARTMENT INFORMATION PACKS - 10166 A 96 C 30-32
   WINDOWS SCHEDULE - 10166 A 97 C 55
   CORRIDOR DOOR CASINGS - 10166 A 72 C 30
   ROOFLIGHTS - 10166 A 47 C 02
   FIRE PROTECTION TO CEILINGS - 10166 A 99 C 72-79
7.

Rev	Amendment	Date
H	Issued for information to consultants.	10.12.07
G	Issued for re-tender.	31.10.07
F	Issue for information to consultants. Issue applies to Apartments only - areas fenced in red line. Changes as clouded and noted.	28.09.07
E	CA layouts for Guestrooms incorporated	16.03.07
D	Service zones for soil stacks shown. No. of mascarsors and general update	23.02.07

Rev	Amendment	Date
C	CONSTRUCTION ISSUE	12.10.06
B	PLANNING 2	07.08.06
A	PLANNING ISSUE Revision clouds reflect changes to planning consent drwgs only.	31.10.05
/	Tender issue	14.10.05

Key Plan

CHAMBERS HOTEL ONLY

FOR INFORMATION

Client: Manhattan Loft Corporation Limited

Project: St Pancras Chambers

Title: General Arrangement Plan Chambers 2 Third Floor

Drawn By	Checked by	Scale	Date
SH	MZ	1:100 @ A1	Aug 05

Drawing No: 10166 A 02 C2 05

Revision: H

RHWL Architects
and
RICHARD GRIFFITHS ARCHITECTS
Ivory House St Katharine Docks London E1W 1AT
T. 020 7480 1500 F. 020 7481 4840 E. info@rhwl.com www.rhwl.com

RHWL Architects, RHWL Interiors and Arts Team are all part of Ramon Howard Wood Levin LLP, a limited liability Partnership Registered in England no OC322680.
Registered Office Ivory House, St Katharine Docks, London E1W 1AT England.

FOR CONTINUATION REFER TO RHWL DRAWING 10166 A 02 C3 06

This drawing is not to be scaled
Verify all dimensions on site

HOTEL

HOTEL

S1 Grand Stair Void

4.001 Main Corridor

4.004A Residential Corridor

4.004B Residential Corridor

4.010 Residential Corridor

4.002 Fan room

4.003C Fan room

4.003B Corridor

4.003A Bath

4.035 Corridor

4.036 S5 Lobby

4.037 Bedroom 1

4.038A Living Room/ Dining

4.038B Bedroom 2

4.038C Shower

4.039 S6 Lobby

4.044 Living Room/ Dining

4.046 S7 Lobby

4.048 Living Room/ Dining

4.050 L8/L9 Lobby

4.051A Kitchen

4.051B Lobby

4.052A Bedroom 1

4.052B Shower

4.053 Living Room/ Dining

4.054 Kitchen

4.063A Fire Escape Corridor

4.063G Bath

4.063H Lobby

4.063J Bath

4.063C Bath

4.063D Lobby

4.063E Bath

4.063F Lobby

4.043B Bath

4.043A Bedroom 1

4.042A Living Room/ Dining

4.042B Lobby

4.041B Bath

4.041A Bedroom 2

4.078C Bath

4.078D Lobby

4.078B Bedroom 2

4.076A Bedroom 1

4.075B Lobby

4.075A Bedroom 2

4.074A Bedroom 1

4.073 Living Room/ Dining

4.071B Bath

4.071A Bedroom 1

4.070B Lobby

4.070A Bedroom 2

4.006A Living Room/ Dining

4.006B Lobby

4.008B Shower

4.008A Bedroom 2

4.007 Lobby

4.009B Bath

4.009A Bedroom 1

4.011B Bath

4.011A Bedroom 1

4.012C Lobby

4.012B Shower

4.012A Bedroom 2

4.013B Bath

4.013A Bedroom 1

4.014C Shower

4.014B Shower

4.014A Bedroom 2

4.015 Bedroom 3

4.017 Bath

4.018 Living Room/ Dining

4.024A Lobby

4.024B WC

4.023 Bedroom 2

4.021 Bath

4.025 Living Room/ Dining

4.028A Study

4.028B Bath

4.028C Lobby

4.029 Bedroom 1

4.030A Bedroom 2

4.030B Bath

4.031 L1 Lobby

4.032 S3 Lobby

4.034 Kitchen/Dining

Apartment 5.37

Apartment 5.36

Apartment 5.30

Apartment 5.31

Apartment 5.32

Apartment 5.33

Apartment 5.34

Apartment 5.35

Apartment 4.25

Apartment 4.24

Apartment 4.29

Apartment 4.20

Apartment 5.21

Apartment 5.22

Apartment 5.19

Apartment 5.18

Apartment 5.17

Existing cupboard

Raised Floor

Atrium void

Octagonal floor

SL + 44.200

SL + 44.900

SL + 44.280

SL + 43.830

SL + 44.200

SL +44.200

SL +EXISTING

X7 X6 X5 X4 X3 X2 X1 EA EB

E11 E10 E9 E8 E7 E6 E5 E4 X9 EC

FOR CONTINUATION REFER TO RHWL DRAWING 10166 A 02 C1 06

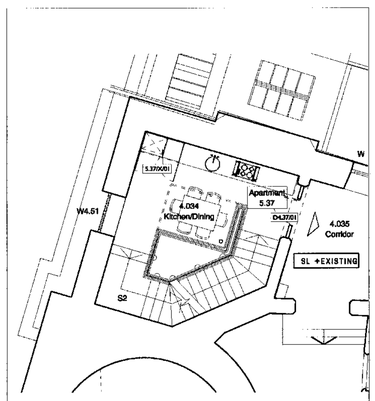

01 APARTMENT 5.37
PART PLAN @ 1:100

KEY

D.02.04/01	DOOR NUMBER
D.3.15/01 / 3.02/01	NEW DOOR NUMBER / ORIGINAL NO. OF EXISTING DOOR
RE 5.13	RISER ENCLOSURE
3.02/01	WARDROBE NUMBER
3.02/V01	CUPBOARD NUMBER
F3.04	FIREPLACE NUMBER
W3.32	WINDOW NUMBER
	WATER HEATER
Ex Pl. 20.300	EXISTING FLOOR LEVEL
SSL + FFL + 21.477	STRUCTURAL AND FINISHED FLOOR LEVELS

PLEASE NOTE:

RAISED FLOOR THROUGHOUT AT 4TH FLOOR LEVEL U.N.O.

NOTES:

THIS DRAWING IS TO BE READ IN CONJUNCTION WITH:

1. GENERAL ARRANGEMENT PLANS - 10166 A 02 SERIES
   GENERAL ARRANGEMENT SECTIONS - 10166 A 06 SERIES
   FIRE STRATEGY/ ACCESS - 10166 A 03 SERIES
   IMPACT PLANS - 10166 A 04 SERIES (MAIN CONTRACT WORKS ONLY)
2. ALL STRUCTURAL & SERVICES ENGINEER'S DRAWINGS/ SPECIFICATION.
3. DETAILED FURNITURE LAYOUTS FOR HOTEL ON INTERIOR DESIGNERS' DRAWINGS. DESIGN INTENT ONLY SHOWN ON THIS DRAWING.
4. CONSERVATION WORKS:
   REFER TO CONSERVATION SPECIFICATIONS C41, C43, C51, C52, C53, C54, C55, C56, C58 AND ASSOCIATED DRAWINGS.
   REFER TO DRAWING REGISTER FOR DRAWINGS MARKED 'C'.
5. SCOPE OF WORKS DOCUMENT:
   RESIDENTIAL - 10166 A 97 C 84
   HOTEL - 10166 A 97 C xx
6. FOR CHAMBERS APARTMENTS ALSO REFER TO:
   STAIR & LIFTS - 10166 A 24 SERIES & [illegible] SERIES
   WALL TYPES/DRY LINING - 10166 A 42 SERIES
   DOOR SCHEDULE - 10166 A [illegible]
   & DHCS 10166 A 42 SERIES
   IRONMONGERY SCHEDULE - 10166 A 97 C 61
   FLOOR FINISHES - 10166 A 99 C8 & C9 SERIES
   CEILINGS - 10166 A 42 & A 43 & 47 SERIES
   BATHROOMS/ SANITARYWARE SCHEDULE - 10166 A 97 C 96 & 98
   KITCHEN LAYOUTS - 10166 A 73 C 00
   CUPBOARDS AND WARDROBES - 10166 A 97 C 86-90 & 10166 A 72 SERIES
   FIREPLACE LOCATION SCHEDULE - 10166 A 97 C 52-53
   FINISHES SCHEDULE - 10166 A 97 C 69
   RESIDENTIAL ENTRANCE - 10166 A 32 C 120-127
   APARTMENT [illegible] PACKS - 10166 A 96 [illegible]
   WINDOWS [illegible] - 10166 A 97 C 55
   CORRIDOR [illegible] CASINGS - 10166 A 72 C 30
   ROOFLIGHTS - 10166 A 47 C 02
   FIRE PROTECTION TO CEILINGS - 10166 A 99 C 72-79
7.

Rev	Amendment	Date
C	CONSTRUCTION ISSUE	12.10.06
B	PLANNING 2	07.08.06
A	PLANNING ISSUE revision clouds reflect changes to planning consent drwgs only	31.10.05
/	Tender issue	14.10.05

Rev	Amendment	Date
F	Issued for information to consultants.	11.12.07
E	Issued for re-tender.	31.10.07
D	Issue for information to consultants. Issue applies to Apartments only. Changes as clouded and noted.	02.10.07

Key Plan

CHAMBERS HOTEL ONLY

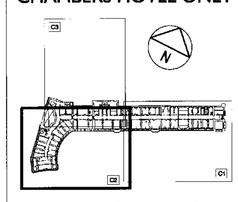

FOR INFORMATION

Client
Manhattan Loft Corporation Limited

Project
St Pancras Chambers

Title
General Arrangement plan
Chambers 2
Fourth Floor

Drawn By	Checked By	Scale	Date
SH	JS	1:100 @ A1	Aug 05

Drawing No 10166 A 02 C2 06 — Revision F

RHWL Architects
and
RICHARD GRIFFITHS ARCHITECTS
Ivory House St Katharine Docks London E1W 1AT
T. 020 7480 1500 F. 020 7481 4840 E. info@rhwl.com www.rhwl.com

RHWL Architects, RHWL Interiors and Arts/ team are all part of Paxton Howard Wood Levin LLP, a Limited Liability Partnership Registered in England no OC307485.
Registered Office Ivory House, St Katharine Docks, London E1W 1AT England.

KEY ISSUE

This drawing is not to be scaled
Verify all dimensions on site

HOTEL

5.033 Lobby
Apartment 5.37
5.034 Main corridor lobby C
5.035 SS Lobby
W5.39F
S5
W5.39
Service riser
5.006A Study
5.006A Bedroom
5.008C Lobby
5.008B Shower
5.009B Bath
W5.39G
5.036 Bedroom
W5.40
W5.41
W5.41A
W5.42
5.037A Kitchen
5.037B Bath
5.039 Living Room/ Dining
S6
5.039 S6 Lobby
5.046 Bedroom 1
L8 (below)
W5.43
W5.43A
S7
5.050 Bedroom 1
W5.44
Rooflight over
Void above kitchen
5.052B Lobby
5.052A Bath
Apartment 4.23
5.063 L8/S7 Lobby
Atrium void
5.056B Lobby
5.055A Bath
Apartment 4.20
W5.45
W5.46
W5.47
5.056 Bedroom
Void above living
5.067 Lobby
5.058 Octagonal riser
glass infill
5.085 Corridor (south)
Apartment 5.18
Apartment 5.17
Apartment 5.19
Apartment 5.21
Apartment 5.22
Apartment 5.29
Apartment 5.30
Apartment 5.26
Apartment 5.27
5.040 Corridor (west)
Apartment 6.36
5.010 Main corridor lobby A
Void below roof
W5.39A
5.001 Void above stair
5.002 Void above stair
5.003 Void above stair
5.004B Storage
5.004A Storage
5.005 Void above stair
5.006 Void above stair
W5.38C
W5.38D
Void below roof
void
5.007 Main corridor
6.012D Lobby
5.012A Bedroom 1
5.012C Shower
5.012B Bedroom 2
W5.XX
5.044 Living Room/ Dining
5.043A WC
5.043B WC lobby
5.041B Bath
5.041A Bedroom
5.076 Living Room
5.077 Kitchen
5.075 Living Room
5.076 Kitchen
5.074 Bedroom
Void
5.073 Living Room
5.072 Kitchen
W5.18
W5.17
W5.16
W5.15
W5.15A
W5.14
W5.22
W5.21
W5.20
Balcony
HOTEL
S3
L1
W5.38B
W5.38A
5.030B S3 Lobby
5.030A L1 Lobby
5.032 Main corridor lobby B
Apartment 5.31
Apartment 5.32
5.013 Kitchen
5.014 Living Room/ Dining
5.016 Living Room/ Dining
W5.23
W5.24
W5.25
W5.26
W5.36
5.029A Bedroom 3
5.029B Bath
5.029C Lobby
5.028 Kitchen
5.017 Kitchen
W5.27
W5.37
W5.35
5.027 Living Room/ Dining
5.015 West residential corridor
5.018 Living Room/ Dining
W5.28
W5.96
Apartment 5.34
Apartment 5.33
Apartment 5.35
5.024 Entrance gallery
5.019 Kitchen
W5.29
W5.34
Void above living
5.023 Lobby
Void above Bedroom
W5.30
W5.33
W5.31
5.021 Entrance/reception gallery
W5.32
Void above Living/dining
Void above Bathroom
W4.38
W4.42
W4.39
W5.31A
W4.41

X7 X6 X5 X4 X3 X2 X1 EA EB EC
E11 E10 E9 E8 E7 E6 E5 E4 X9

FOR CONTINUATION REFER TO RHWL DRAWING 10166 A 02 C1 07

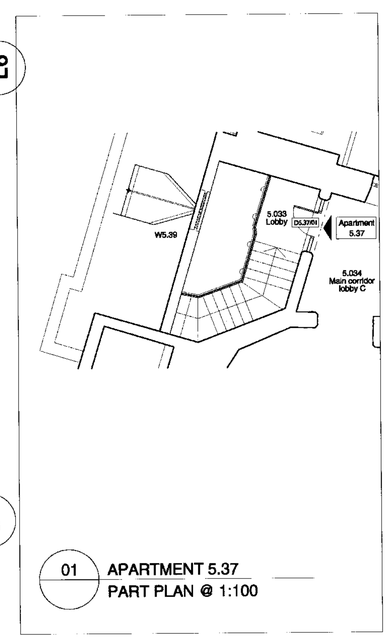

01 APARTMENT 5.37
PART PLAN @ 1:100

KEY

D3.044(01)	DOOR NUMBER
D3.10(01) / 3.20(01)	NEW DOOR NUMBER / ORIGINAL NO. OF EXISTING DOOR
RE 3.13	RISER ENCLOSURE
3.05(W01)	WARDROBE NUMBER
3.01(V01)	CUPBOARD NUMBER
F3.045	FIREPLACE NUMBER
W3.32	WINDOW NUMBER
	WATER HEATER
Ex.FL 20.380	EXISTING FLOOR LEVEL
88L + / 99L + 21.477	STRUCTURAL AND FINISHED FLOOR LEVELS

NOTES:

THIS DRAWING IS TO BE READ IN CONJUNCTION WITH:

1. GENERAL ARRANGEMENT PLANS - 10166 A 02 SERIES
   GENERAL ARRANGEMENT SECTIONS - 10166 A 06 SERIES
   FIRE STRATEGY/ ACCESS - 10166 A 03 SERIES
   IMPACT PLANS - 10166 A 04 SERIES (MAIN CONTRACT WORKS ONLY)
2. ALL STRUCTURAL & SERVICES ENGINEER'S DRAWINGS/ SPECIFICATION.
3. DETAILED FURNITURE LAYOUTS FOR HOTEL ON INTERIOR DESIGNERS' DRAWINGS. DESIGN INTENT ONLY SHOWN ON THIS DRAWING.
4. CONSERVATION WORKS:
   REFER TO CONSERVATION SPECIFICATIONS C41, C43, C51, C52, C53, C54, C55, C56, C58 AND ASSOCIATED DRAWINGS.
   REFER TO DRAWING REGISTER FOR DRAWINGS MARKED 'C'.
5. SCOPE OF WORKS DOCUMENT:
   RESIDENTIAL - 10166 A 97 C 84
   HOTEL - 10166 A 97 C xx
6. FOR CHAMBERS APARTMENTS ALSO REFER TO:
   STAIR & LIFTS - 10166 A 24 SERIES & 25 SERIES
   WALL TYPES/DRY LINING - 10166 A 42 SERIES
   DOOR SCHEDULE - 10166 A 97 C 87
   & DRGS 10166 A 42 SERIES
   IRONMONGERY SCHEDULE - 10166 A 97 C 61
   FLOOR FINISHES - 10166 A 90 & A 02 SERIES
   CEILINGS - 10166 A 42 & A 02 47 SERIES
   BATHROOMS/ SANITARYWARE - 10166 A 97 C 95 & 98
   KITCHEN LAYOUTS - 10166 A 73 C 01
   CUPBOARDS & WARDROBES - 10166 A 97 C 89-90 & 10166 A 72 SERIES
   FIREPLACE LOCATION SCHEDULE - 10166 A 97 C 52-53
   FINISHES SCHEDULE - 10166 A 97 C 89
   ORNAMENTAL ENTRANCE - 10166 A 32 C 120-127
   APARTMENT DECORATION PACKS - 10166 A 96 SERIES
   WINDOWS & DOORS - 10166 A 97 C 55
   CORRIDOR DOOR CASINGS - 10166 A 72 C 30
   ROOFLIGHTS -10166 A 47 C 02
   FIRE PROTECTION TO CEILINGS - 10166 A 99 C 72-79
7.

KOMPLETEN

Rev	Amendment	Date
F	Issued for information to consultants.	11.12.07
E	FOR RE-TENDER.	31.10.07
D	Issue for information to consultants. Issue applies to Apartments only. Hotel areas excluded. Changes as clouded and noted.	04.10.07

Rev	Amendment	Date
C	PLANNING 2	07.08.06
B	PLANNING ISSUE Revision clouds reflect changes to planning consent drwgs only.	31.10.05
A	Tender Issue	14.10.05

Key Plan

CHAMBERS HOTEL ONLY

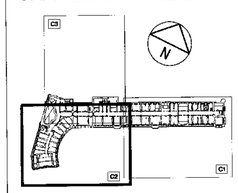

FOR INFORMATION

Client
Manhattan Loft Corporation Limited

Project
St Pancras Chambers

Title
General Arrangement Plan
Chambers 2
Fifth Floor

Drawn By	Checked By	Scale	Date
SH	MZ	1:100 @ A1	Aug 05

Drawing No 10166 A 02 C2 07
Revision F

RHWL Architects
and
RICHARD GRIFFITHS ARCHITECTS
Ivory House St Katharine Docks London E1W 1AT
T. 020 7480 1500 F. 020 7481 4940 E. info@rhwl.com www.rhwl.com

RHWL Architects, RHWL Interiors and ArtsTech are all part of Renton Howard Wood Levin LLP, a Limited Liability Partnership Registered in England no OC301968.
Registered Office Ivory House, St Katharine Docks, London E1W 1AT England.