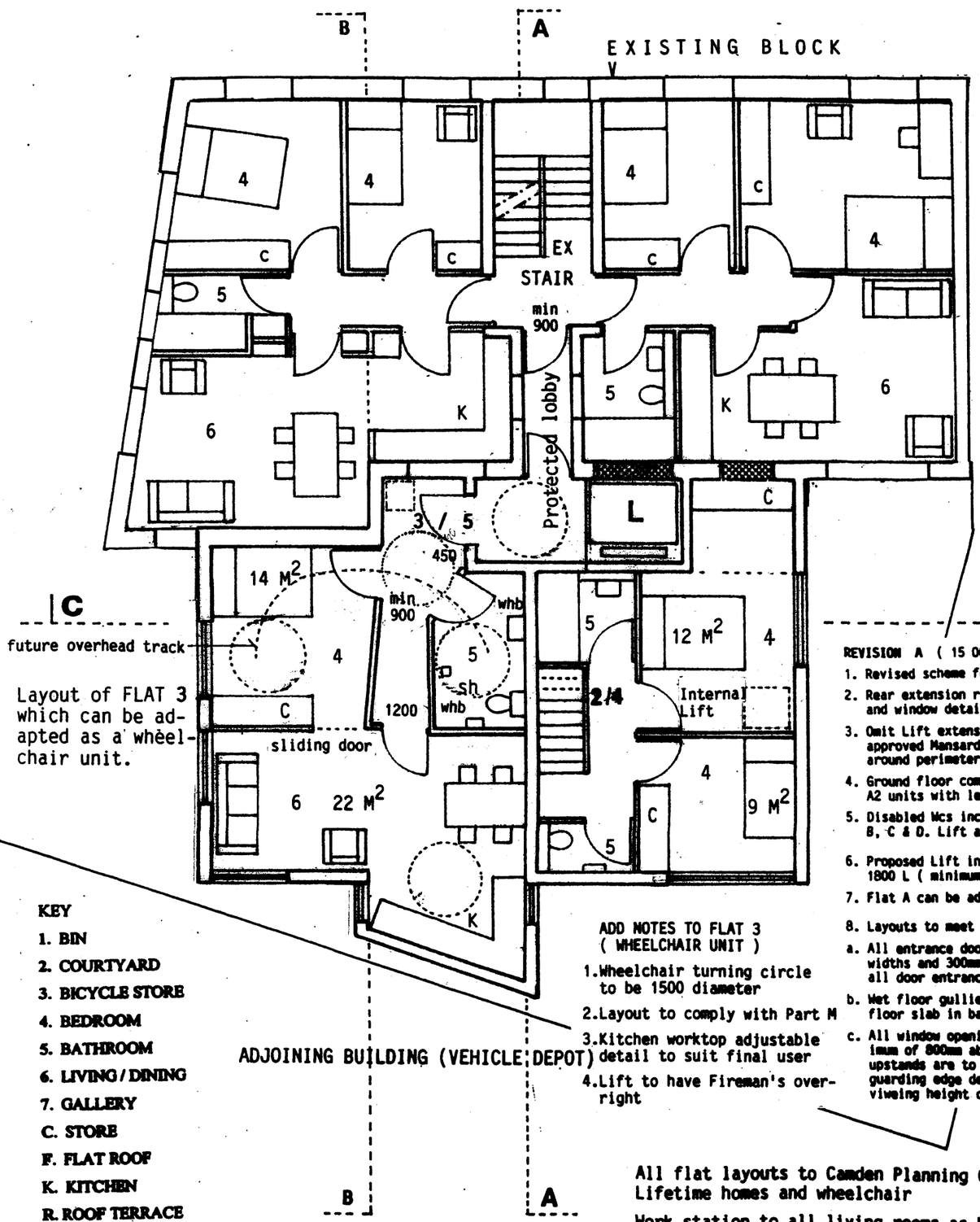

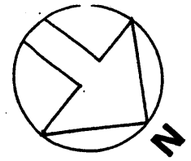

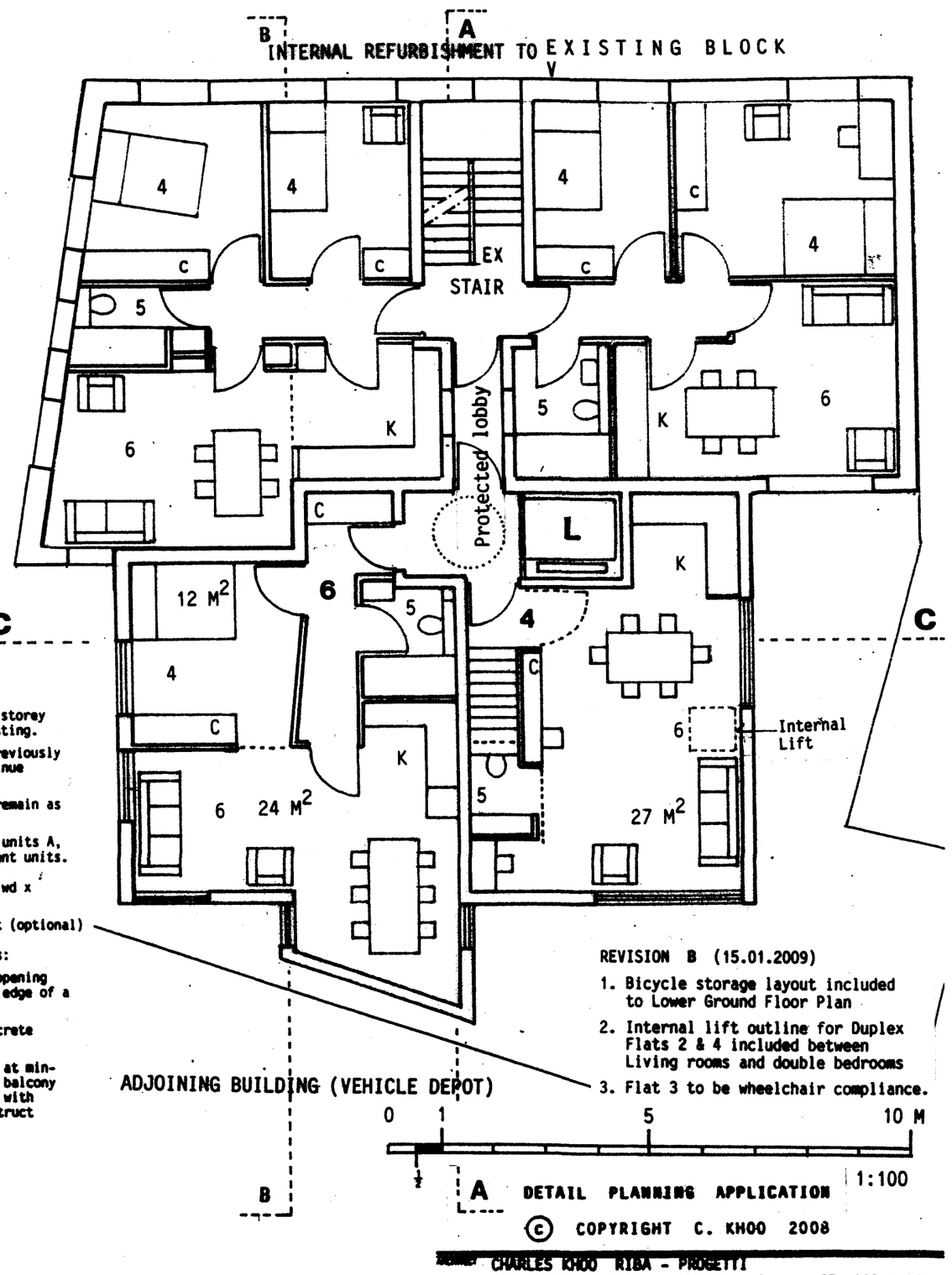

KEY
1. BIN
2. COURTYARD
3. BICYCLE STORE
4. BEDROOM
5. BATHROOM
6. LIVING / DINING
7. GALLERY
C. STORE
F. FLAT ROOF
K. KITCHEN
R. ROOF TERRACE
S. STAIR
T. TIMBER
V. VOID

ADD NOTES TO FLAT 3
(WHEELCHAIR UNIT)

1. Wheelchair turning circle to be 1500 diameter
2. Layout to comply with Part M
3. Kitchen worktop adjustable detail to suit final user
4. Lift to have Fireman's over-right

REVISION A (15 OCT 2008)

1. Revised scheme for 6 Flats
2. Rear extension reduced in height by one storey and window details revised to match existing.
3. Omit Lift extension at roof level and previously approved Mansard Roof extension to continue around perimeter of existing block.
4. Ground floor commercial units A & B to remain as A2 units with level street access.
5. Disabled Wcs included to all commercial units A, B, C & D. Lift access included to Basement units.
6. Proposed Lift increased in size to 1100 wd x 1800 L (minimum dimensions)
7. Flat A can be adapted to wheelchair unit (optional)
8. Layouts to meet Lifetime homes standards:

a. All entrance doors to have 900mm clear opening widths and 300mm to side of the leading edge of a all door entrances.
b. Wet floor gullies to be provided to concrete floor slab in bathroom.
c. All window openings are to have glazing at minimum of 800mm above floor levels. Solid balcony upstands are to be no higher than 750mm with guarding edge designed so as not to obstruct viweing height of 800mm

REVISION B (15.01.2009)

1. Bicycle storage layout included to Lower Ground Floor Plan
2. Internal lift outline for Duplex Flats 2 & 4 included between Living rooms and double bedrooms
3. Flat 3 to be wheelchair compliance.

0 1 5 10 M

1:100

All flat layouts to Camden Planning Guidance 2006 Lifetime homes and wheelchair

Work station to all living rooms as Home office

DUPLEX FLATS 2 & 4 (2 BED - 3P) = 35M² (67 / 69M²)

FLATS 3 & 5 (1 BED - 2P) = 48M²

DUPLEX FLATS 4 (2 BED - 3P) = 35M² (69M²)

FLATS 6 (1 BED - 2P) = 48M²

PROPOSED FIRST & SECOND FLOOR PLANS 1:100

PROPOSED THIRD FLOOR PLAN 1:100

A DETAIL PLANNING APPLICATION

© COPYRIGHT C. KHOO 2008

CHARLES KHOO RIBA - PROGETTI
109 CHETWYND ROAD LONDON NW5 1DA TEL:020 7482 5

REAR EXTENSION TO 72 - 76 EVERSHOLT STREET, LONDON NW1 1

EXISTING	PLANS	CK	06.05.2008
PROPOSED	SECTIONS	1:100 / 1:200	
PHASE 2	ELEVATIONS	244 / P3	B