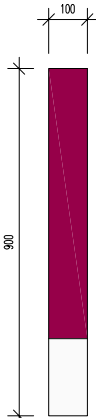


Front Elevation



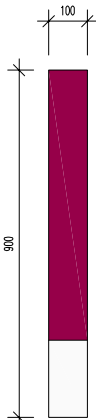
Side Elevation



Rear Elevation



Front Elevation

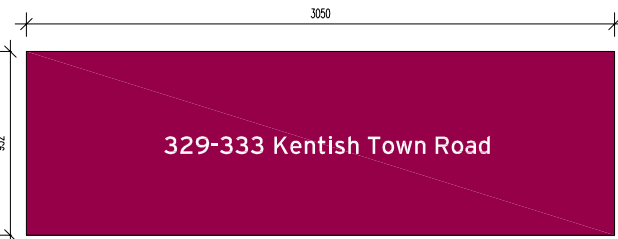


Side Elevation




Rear Elevation

Projecting Signs
Scale 1:10



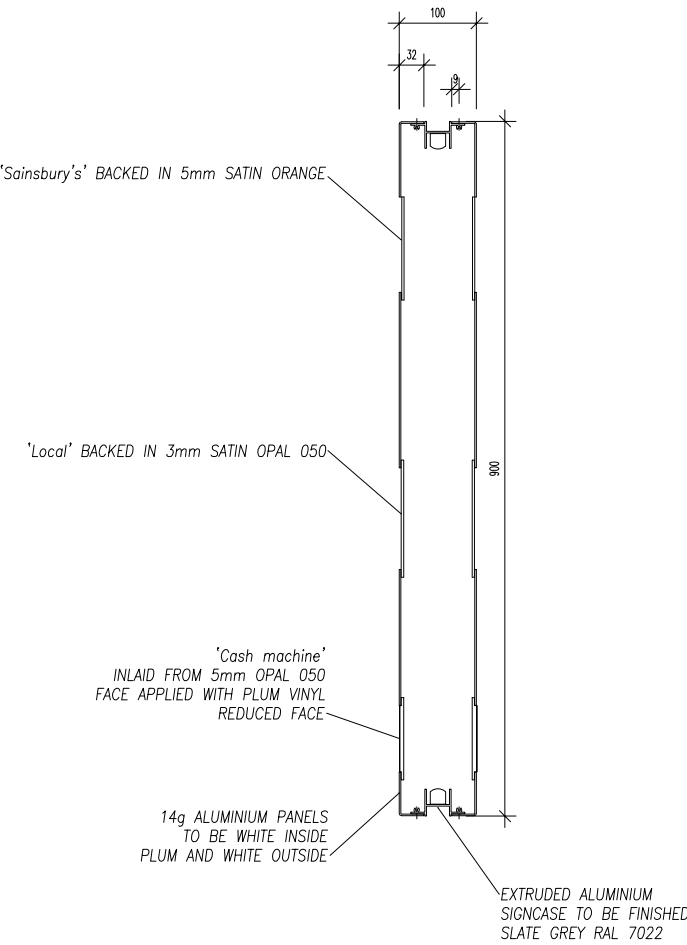
Vinyl Fascia Sign
(refer to drawing CHQ.09.8524-004)

Vinyl Fascia Sign
Scale 1:20

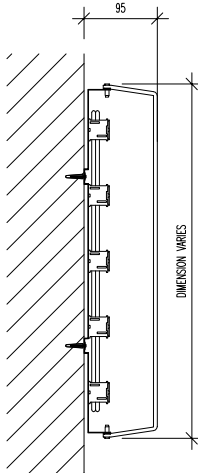


Fascia Sign
(refer to drawing CHQ.09.8524-004)

Fascia Sign
Scale 1:25



Section through Projecting Sign
1:5



Typical Section
1:5

GENERAL NOTES

This scheme is subject to Town Planning and all other necessary consents. Dimensions, areas and levels where given are only approximate and subject to site survey. All dimensions are to be checked on site. Do not scale other than for Planning purposes. This drawing is to be read in conjunction with all relevant consultants' and/or specialists' drawings/documents and any discrepancies or variations are to be notified to the architects before the affected work commences. All queries relating to design of foundations, floor slabs and any structural elements are to be referred to the structural engineering consultant for resolution. All feasibility studies are subject to full site survey. The workmanship of all relevant trades and building operations shall comply with the recommendations of British Standard (BS) 8000:1989 parts 1-15 inclusive.

All design and construction is to be in accordance with the Construction, Design and Management Regulations 2007

NOTES
SAINSBURY'S LETTERING
INTERIALLY ILLUMINATED USING TROONIC ORANGE LED'S 1.67 LUMENS PER DIODE.
STANDARD CONSTRUCTION BUILT UP MOULDED ACRYLIC SAINSBURY'S LETTERS. LETTER FRONTS - ORANGE ACRYLIC 1665 PMS MATT FINISH EXTERNALLY. FETTER BACKS GREY FINISH ACRYLIC EXTERNALLY. INSIDE OF LETTERS TO BE DUST COATED WHITE.
LETTER FACES AND BACKS ARE FROM ARROW PLASTICS
FASCIA SIGN COLOURING PLUM PANTONE 504, DULUX 729R/05/147
TO BE READ IN CONJUNCTION WITH DRAWING CHQ.09.8524-004

PLANNING			
REV		DATE	BY
CLIENT			

Sainsbury's

PROJECT
Sainsbury's
Kentish Town
London NW5 2TJ

DRAWING
Details and Sections
of Building Signage



CHQ
PARTNERSHIP
Architects • Building Surveyors

CHQ Partnership Ltd,
Tannery House, 23 High Street
Baldock, Hertfordshire SG7 6BE
Telephone: (01462) 895110
Facsimile: (01462) 895099
Email: design@chq-architects.co.uk
www.chq-architects.co.uk



DATE	12.03.09	DRAWN	CS
SCALE	Various @ A1	CHECKED	

CHQ.09.8524-006

8524-006