




01 TYPICAL INTERNAL ELEVATION OF TYPE 1 WINDOW
A.200 SCALE 1:20




02 TYPICAL INTERNAL ELEVATION OF TYPE 2 WINDOW
A.200 SCALE 1:20




03 TYPICAL INTERNAL ELEVATION OF TYPE 3 WINDOW
A.200 SCALE 1:20




04 TYPICAL INTERNAL ELEVATION OF TYPE 4 WINDOW
A.200 SCALE 1:20




05 TYPICAL INTERNAL ELEVATION OF TYPE 5 WINDOW
A.200 SCALE 1:20




06 TYPICAL INTERNAL ELEVATION OF TYPE 6 WINDOW
A.200 SCALE 1:20



07 TYPICAL INTERNAL ELEVATION OF TYPE 7 WINDOW
A.200 SCALE 1:20



08 TYPICAL INTERNAL ELEVATION OF TYPE 8 DOOR
A.200 SCALE 1:20



09 TYPICAL INTERNAL ELEVATION OF TYPE 9 DOOR
A.200 SCALE 1:20

DO NOT SCALE FROM THIS DRAWING
DRAWING TO BE READ IN CONJUNCTION WITH ALL OTHER ARCHITECTS
AND ENGINEERS CONTRACT DRAWING & SPECIFICATIONS.
ANY DISCREPANCIES MUST BE BROUGHT TO THE ATTENTION OF THE
ARCHITECT IMMEDIATELY.
THE CONTRACTOR MUST VERIFY ALL DIMENSIONS BY SITE
MEASUREMENT BEFORE ORDERING MATERIALS OR MANUFACTURING
COMPONENTS.
SUBSTITUTE MATERIALS & PRODUCTS TO THOSE NAMED WILL BE
ACCEPTABLE IF PROVEN TO BE OF EQUAL OR HIGHER PERFORMANCE
AND NOT IN CONFLICT WITH OTHER ELEMENTS.
NOTES
WRITE NOTES SPECIFIC TO THIS DRAWING & REFERENCES TO OTHER
ARCHITECTS' / ENGINEERS' DRAWINGS WITHIN THIS MTEXT BOX

REV DATE DESCRIPTION
X 00/00/00 XXXX

FOR INFORMATION

JOB TITLE
KINGS CROSS CENTRAL
EASTERN GOODS YARD

DRAWING TITLE
JOINERY REPAIR SCHEDULE
EXISTING WINDOW AND DOOR TYPES

JOB NO	DWG NO	REV
453A	A.200	A
DRAWN BY	SCALE (AT A1)	DATE
YT	1:20 @A1	JULY 2008

RICHARD GRIFFITHS ARCHITECTS

5 Maldstone Mews, 72-76 Borough High Street, London SE1 1GN
T +44(0)20 7357 8788 | F +44(0)20 7403 7887
E admin@rgarchitects.com | www.rgarchitects.com

2008 / 07 / 04 / P