DD ELEVATION DD
Scale 1:100

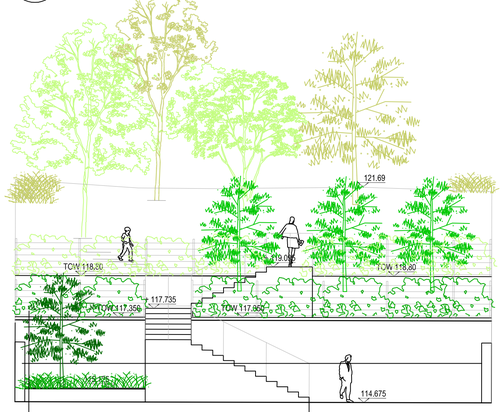

Post and rail fence within planting on edge of terraces

Timber staircase with balustrade on both sides

CC ELEVATION CC
Scale 1:100

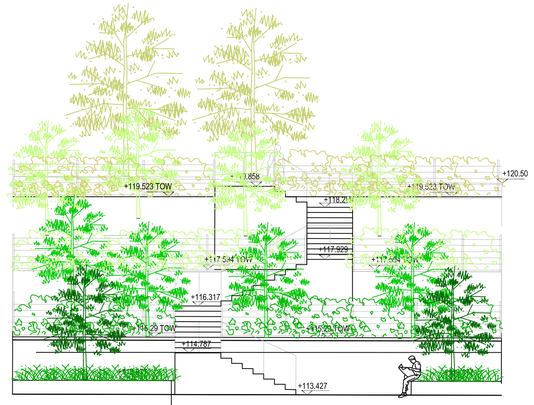

Low planters below staircase

BB ELEVATION BB
Scale 1:100

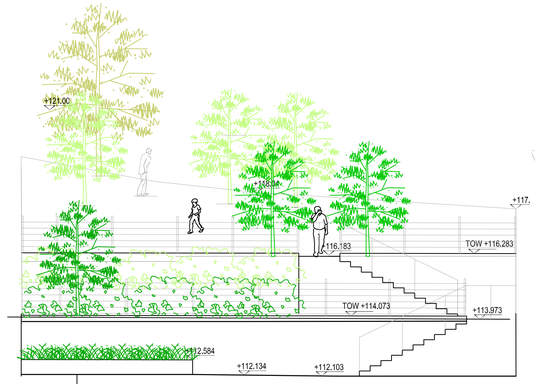

Planters

AA ELEVATION AA
Scale 1:100

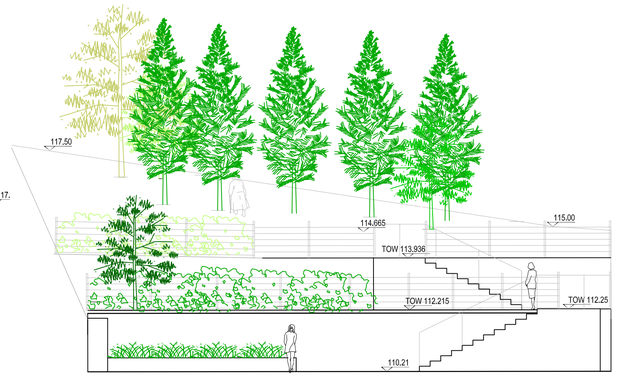

DD KEYPLAN
NTS

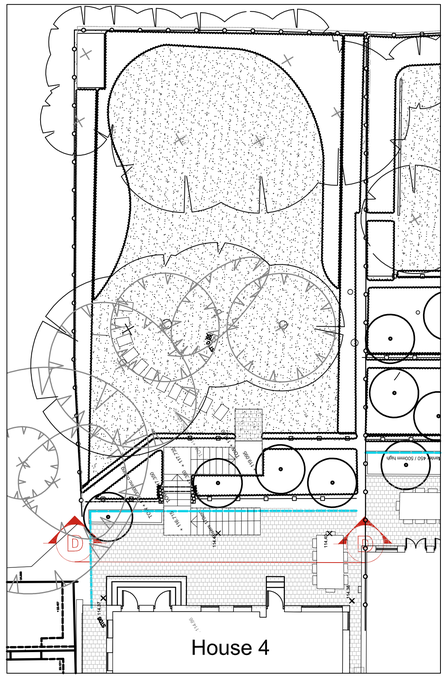

CC KEYPLAN
NTS

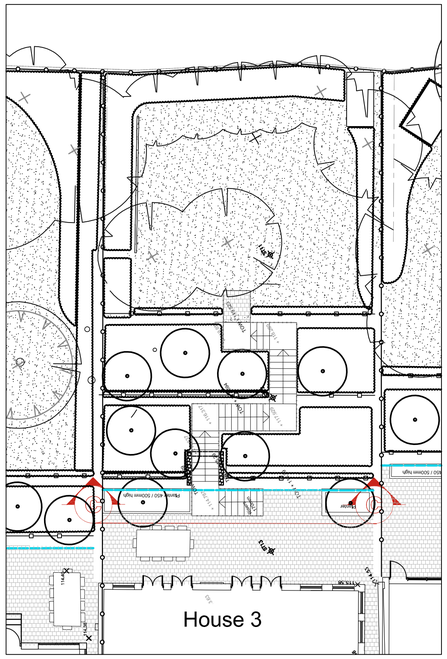

BB KEYPLAN
NTS

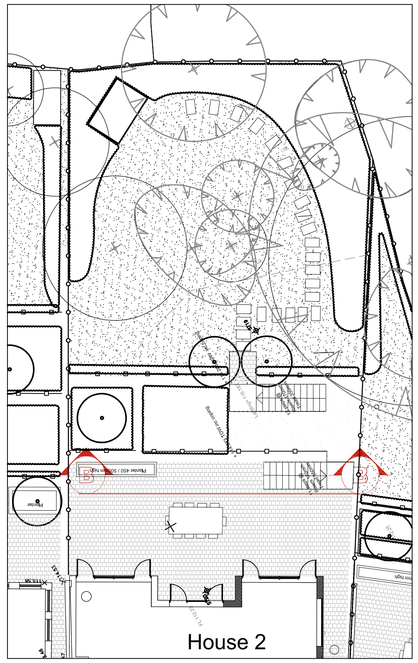

AA KEYPLAN
NTS

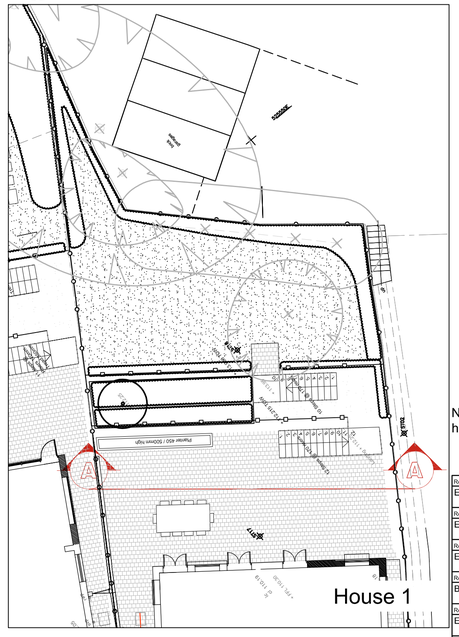

NORTH

Note: All elevations show approx 20m from house.

KEY

- Planting
- Lawn
- Proposed trees
- Existing trees
- Fence
- Yorkstone stepping stones. Various sizes.
- Timber and cable balustrade
- Slot drain channel
- Existing reclaimed Yorkstone paving

Scale bar
1 : 100

0 1 2 3 5 10 20m

Revision	Date	Drawn by	Authorised by
J	11-03-09	AP	OR
Elevations amended to show approx 20m from house.			
H	03-02-09	GH	OR
Elevations amended to show approx 20m from house.			
G	03-02-09	GH	OR
Elevations amended to show approx 20m from house.			
F	02-02-09	GH	OR
Base Plans amended and updated.			
E	16-01-09	TB	OR
Elevation levels amended			
D	30-09-08	GH	TT
Tree added.			
C	08-09-23	GH	TT
Steps and levels amended. Balustrades within hedges added.			
B	08-08-28	CP	
Step levels amended			
A	14th July 2008	CP	
Levels and steps amended			

Randle Siddeley associates
landscape architecture environment urban design
3 Palmerston Court, Palmerston Way, London SW8 4AJ, Tel: 020 7627 7272 Fax: 020 7627 7273
Web: www.randlesiddeley.co.uk, Email: office@randlesiddeley.co.uk

Client

Project: Telegraph Hill

Drawing: Elevations
Elevations Houses 1-4

Scale	various @ A1	Job No.	883
Date	16 May 2008	Drawn	TT
Checked		Authorised	
Purpose of issue.	FOR PLANNING		

Do not scale from drawing. Contractors must verify all dimensions on site before commencing any work or shop drawings. Figured dimensions are to be used in preference to scaled dimensions. If this drawing exceeds the quantities taken in any way the architects are to be informed before work is initiated.
© Randle Siddeley Associates

Drawing No. 883_040_001 Revision No. J

Filename: T:\3-Live projects\883-Telegraph Hill\40-CAD\42-Working\Elevations-sections\883_040_001_Elevations-rev J.dwg
Printed on: 17-Mar-2009, by: Adam Powell