



GUARANTEED TECHNOLOGY
impey[®]

| | |
|-------------------------|---------------|
| Unless | EPIC |
| L72109 (049522) + N6352 | H125 |
| Class | |
| (74269) | x (U32)+(U35) |



Shower Trays & Doors

Meeting life's challenges in the bathroom


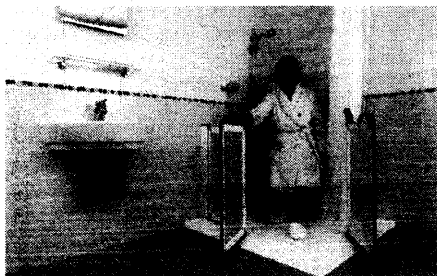

The Full Tray & Door Range

We have a wide variety of shower tray and door options to suit all your bathroom requirements. At Impey our purpose is to ensure our customers get the bathing option that is right for them and to supply that option with complete, hassle-free satisfaction. Independence is a right of life, and if we can help to provide a little extra dignity and independence in the bathroom, we have made a real and tangible difference.

Reducing The Obstacles

For many people bathing and maintaining a high level of personal hygiene can be a difficult and frustrating experience. Climbing in and out of a slippery bath is dangerous and standard shower trays come complete with a hazardous step up. In the UK 75% of all accidents at home happen in the bathroom.

Is this acceptable? Of course not. With our range of Trays & Doors we have removed some of the dangers found in the bathroom and we want to dramatically reduce the number of accidents that occur whilst showering.




In-House Design

The design ideas are generated by carefully looking at the need for accessibility and ease of use in the bathroom. Ideas are often received from our customers, while information is recorded and considered when planning new projects.

Impey UK, a Family Run Company

Impey UK is a family managed national company that has been successfully promoting its products throughout the industry for over a decade.

The company provides a vital service to Local Authorities, Housing Associations, Environmental Health Departments, Architects and private customers. Our objective is to design and develop effective products to overcome the difficulties of everyday showering.




Investing in Your Future










We have a policy of on-going development, continuing to remove the obstacles you are faced with in the bathroom. We listen closely to our customers and specifiers to ensure we constantly provide you with bathroom solutions that make a real difference. We welcome your comments, questions and requests, so please do get in touch....



Skilled Team to Help You

Our highly trained staff are a valuable asset to Impey and to you. Let us guide you through every process from specifying the right product, to ensuring it is delivered on a day that suits you. The success and motivation behind the company is driven by a happy relationship between all members of staff, specifiers and our customers.



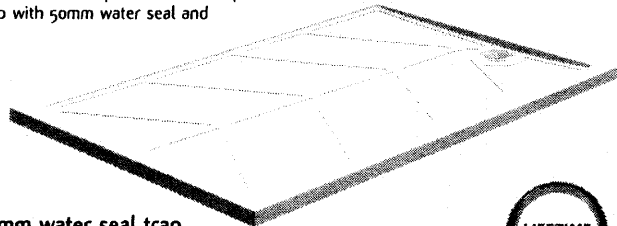
| | | | |
|---|-----------------------------------|---|--------------------------------------|
|  | Introducing Impey |  | Introducing Trays & Doors |
| | 1-2 | | 3-4 |
|  | The Blackdown Range |  | The Quantock Range |
| | 5-8 | | 9-12 |
|  | The Mendip Range |  | The Kentmere Range |
| | 13-16 | | 17-20 |
|  | The Touch 'n' Go Range |  | Drainage |
| | 21-22 | | 23-24 |
|  | At-a-Glance Ordering Guide | | |
| | 25-26 | | |

Introducing the Impey range of shower trays

Blackdown Shower Trays

The Blackdown is our most popular shower tray option, the drainage has been positioned to allow the tray to be fully reversible and to avoid joists in most cases. It has a supreme quality construction and comes as standard with a moulded slip resistant tread plate pattern and the excellent Solos water trap with 50mm water seal and adjustable outlet.


- 35mm Depth
- Slip Resistant
- Tough GRP construction
- Waste pump compatible
- Supplied as standard with 50mm water seal trap



Quantock Shower Trays

The Quantock range is offered as an economical alternative to the Blackdown and although manufactured to the same exacting standards it has a corner drain configuration, a different slip resistant tread plate pattern and comes with the STW3R water trap.

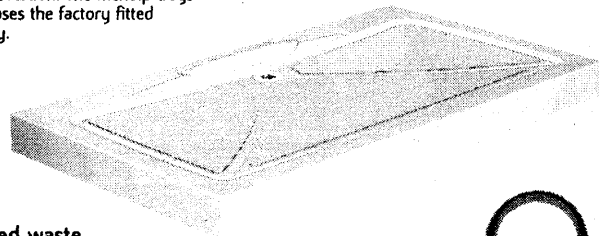
- 35mm Depth
- Slip Resistant
- Tough GRP construction
- Waste pump compatible
- Supplied as standard with STW3R waste trap



Mendip Shower Trays

In most situations relieving the drainage for a shower tray into the floor is not a problem, but for locations where the floor cannot be breached such as in blocks of flats, the Mendip range of shower trays is the perfect solution. The Mendip trays have a built in inspection chamber which houses the factory fitted drainage trap so installation is quick and easy.


- 90mm Depth
- Slip Resistant
- Tough GRP construction
- Inspection chamber with integrated waste
- Multi directional factory fitted trap with 50mm water seal
- Optional access ramp or half step available



Kentmere Shower Doors

The Kentmere is the most popular range of half height shower doors. Featuring a tough & durable construction coupled with an easy to use folding operation they are perfect for bathrooms with limited space.

- 750mm high, for carer assistance
- Compensator adjustment up to 20mm to provide level installation of doors
- 180° Rise & Fall hinge
- 360° Full length intermeshing hinges
- Tough anti-shatter PETG panels
- Suitable for all Impey shower trays & wet room formers
- Magnetic door seal



Magnetic Door Seal



360° Intermeshing Hinge

Patent pending



Rise & Fall Hinge


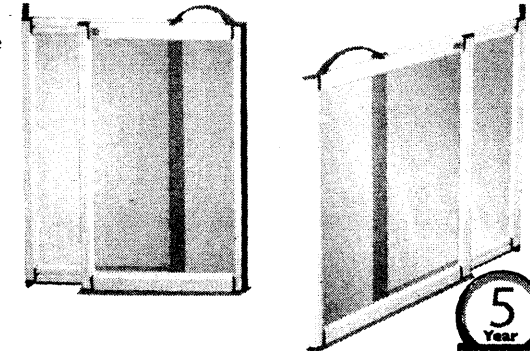


Compensator Adjustment

Touch 'n' Go Shower Doors

The Touch 'n' Go doors feature all the main benefits of our Kentmere range but instead of bi-folding they have a versatile sliding action for ease of operation. They are available with a unique air assisted rising hinge option that lifts the doors clear of the ground at the touch of a button.

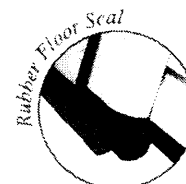
- PETG panels
- Easy slide doors with nylon runners
- Magnetic door seal
- 180° Rise & fall hinge
- Optional Air-Assisted hinge




Rise & Fall Hinge



Optional Air-Assisted Hinge



Rubber Floor Seal



Unique Sliding Door Mechanism

Two Unique Wall Hinge Options

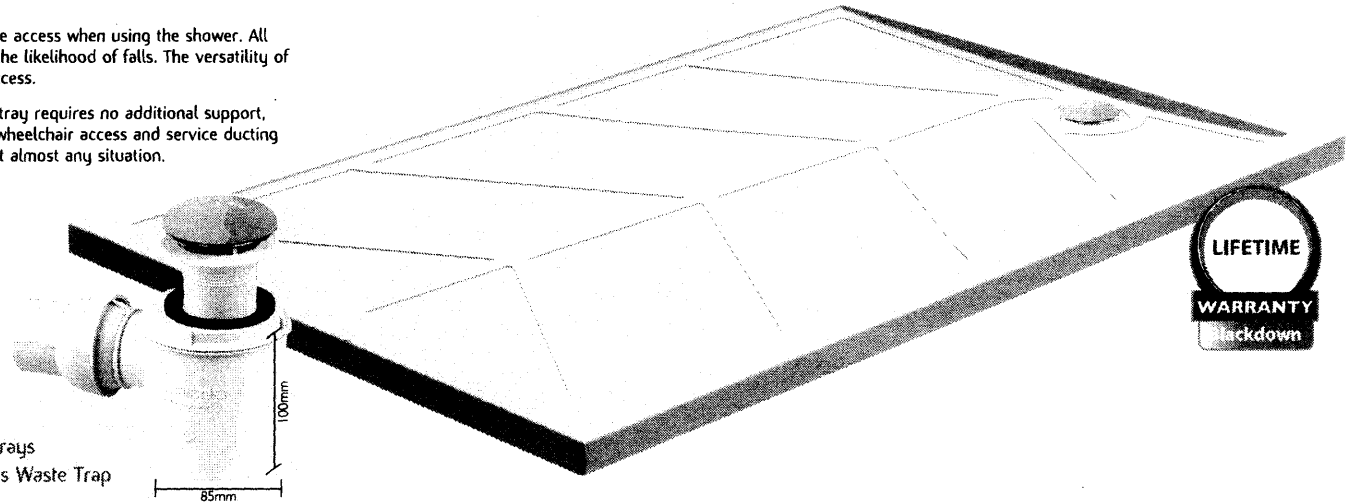
The Blackdown Shower Tray Range

Strong, Self-Supporting with Easy Access....

The Impey Blackdown range has been professionally designed to provide comfortable access when using the shower. All Blackdown trays are just 35mm in depth, dramatically reducing the trip hazard and the likelihood of falls. The versatility of this shower tray means that it can also be recessed into the floor to provide level access.

One of the real benefits of the Blackdown range is the versatility of installation. The tray requires no additional support, significantly reducing time & costs. With a range of accessories including ramps for wheelchair access and service ducting to conceal pipe work you can be sure that you have a shower enclosure that will suit almost any situation.


- Only 35mm high
- Can be set into the floor for level access
- Self supporting
- Robust design for upto 40 stone (254kg)
- Fully reversible
- Separate tiling strip (included)
- Outlet designed to avoid joists
- Solos trap with 50mm water seal (included)
- Optional ramps
- Optional service ducting
- Waste pump compatible
- Suits Impey doors/cubicles
- Slip Resistant




All Blackdown Trays
Include the Solos Waste Trap

50mm outlet with a 40mm reducer if required. The outlet includes a flexible ball joint to make connecting to the waste easier. The trap also has a 50mm water seal making it compliant with building regulations.


Versatile Installation



Conventional (above ground)




Level access (recessed into floor)



Trimable Section

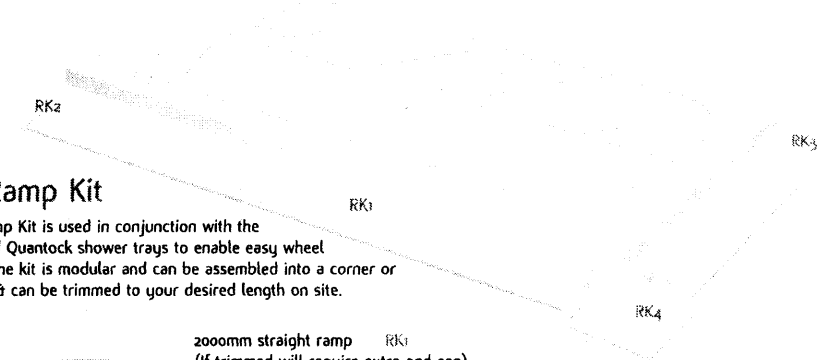
If you plan to fit your shower tray in an alcove or other specific location but cannot find a tray that is the correct length, we offer trimable shower trays, with increased drying areas, designed to be cut to length for the most precise fitment. Look for the shower trays that bear the symbol.

Trimable Trays where symbol displayed




Impey Ramp Kit

The Impey Ramp Kit is used in conjunction with the Blackdown and Quantock shower trays to enable easy wheelchair access. The kit is modular and can be assembled into a corner or straight ramp & can be trimmed to your desired length on site.



- 2000mm straight ramp RK1
(If trimmed will require extra end cap)
- Corner section RK4
- End cap for ramp RK2 (Left hand) or RK3 (Right hand)



Impey Service Ducting

Heavy duty GRP ducting to hide visible pipework. This saves any chasing out of floors or walls. The ducting is available in two sizes and can be cut to size on site. The ducting is suitable for use with our Blackdown and Quantock trays. 1500mm Ref: SD1. 2400mm Ref: SD2.

Infil Post

If you are using our shower doors in conjunction with our service ducting you will also require an infil post for each set of doors. Ref: DP1


For further information please contact our technical department on 01460 256080

Pumped Drainage

Impey Whale Standard Pump

Our Standard pump offers an affordable pumped drainage solution that has no filters to clean and requires no regular maintenance. It can pump hair, gels and other shower waste without blocking.

- Self priming pump with protective cover
- Adjustable over run time: 10, 30, 90 & 180 seconds
- Flow switch for automatic operation
- Maximum drainage 8 l/min for electric showers
- Maximum drainage 12 l/min for mixer showers
- Low voltage transformer conforms to EN60742
- Pump has variable speed settings for electric & mixer showers
- De-puddling cycle: pump turns on for a brief period, 15 min after shower is turned off
- Includes all the fittings needed for a single feed shower installation
- For mixer shower installations a mixer valve conversion kit is required
- IP45 Rated




SWP

Impey Smoothflow Pump

The Smoothflow pump is also virtually silent when in use. It regulates its speed depending on the flow of water. This ensures that no water and air mix at the drain reducing the noise output. There is also less wear on the pump because it doesn't work any harder than needed.

- Virtually silent when in use
- Flow rate adjusts automatically to changes in shower flow rate
- Compensates for changes in the voltage from the main electric supply
- Maximum flow rate for electric shower is 8ltrs/min
- Maximum flow rate for mixer shower is 12ltrs/min (additional flow sensor & 22mm inlet pipe required)
- IP45 Rated




SWP/SFC

Impey Digital Shower Waste Pump

The Impey digital pump has been specially developed to remove water from the shower zone quickly and quietly when it is not possible to fit standard gravity drainage. This pump has a digitally controlled circuit board with an adjustable start delay preventing air being drawn into the pump, thereby reducing noise. The run on time after the shower has been turned off can also be finely adjusted between 0 seconds and 3 minutes to take away any excess water. All the pump components are contained in one case for ease of installation and it is virtually silent when in use.

- Virtually silent when in use
- Maximum drainage 12l/min
- Self priming 24 volt pump
- Pumps up to 3m vertically
- Operation fully automatic via flow sensor
- Tough IP55 rated water-tight box
- Digital processor controlled circuit board
- Standard AC electrical connection
- Power supply 230-240 volts
- In-built diagnostic facility
- Fully CE tested and approved
- Left or right hand to suit desired position
- Adjusts to changes in shower flow rate
- All pump components enclosed in one box
- Filter free operation for low maintenance



IDP/LH Left hand
IDP/RH Right hand

Drawing issue and record sheet

We enclose copies of the drawings listed below:

| Project | | | | | UNISON HQ | | File ref | | | | | | | 05070-0103 | |
|--|----------------------|--|---------------|------------------|-----------------------------|----|----------|----------|----------|----------|----------|----------|----------|------------|----------|
| | | | | | 15-01 Proposed Plans | | Sheet No | | | | | | | [3] | |
| General Arrangements - Residential Drawings | | | | | Date of issue | | 16.01.09 | 23.01.09 | 10.02.09 | 02.03.09 | 04.03.09 | 05.03.09 | 27.03.09 | 31.03.09 | 02.04.09 |
| Rec'd | Drawing No | Drawing Title | Size | Scale | Revision | | | | | | | | | | |
| | 15-01_201 | Basement Residential Accommodation | A1 | 1:100 | M | | N | N | N | N | N | P | Q | Q | |
| | 15-01_202 | Ground Floor Residential Accommodation | A1 | 1:100 | N | P | | | P | P | P | Q | R | R | |
| | 15-01_203 | First Floor Residential Accommodation | A1 | 1:100 | M | | | | M | M | M | N | P | P | |
| | 15-01_204 | Second Floor Residential Accommodation | A1 | 1:100 | L | | | | L | L | L | M | N | N | |
| | 15-01_205 | Third Floor Residential Accommodation | A1 | 1:100 | L | | | | L | L | L | L | M | M | |
| | 15-01_206 | Fourth Floor Residential Accommodation | A1 | 1:100 | | | | | K | K | K | K | L | L | |
| | 15-01_207 | Fifth Floor Residential Accommodation | A1 | 1:100 | | | | | | J | J | | K | K | |
| | 15-01_208 | Sixth Floor Residential Accommodation | A1 | 1:100 | | | | | | J | J | | K | K | |
| | 15-01_209 | Seventh Floor Residential | A1 | 1:100 | | | | | | J | J | | K | K | |
| | 15-01_210 | Eighth Floor Residential Accommodation | A1 | 1:100 | | | | | | J | J | | K | K | |
| | 15-01_211 | Roof Floor Residential Accommodation | A1 | 1:100 | | | | | | J | J | | K | K | |
| | | | | | | | | | | | | | N | N | |
| | 15-01_302 | Residential Accommodation Ground and First Floor Block F | A1 | 1:100 | M | | | | M | M | M | | N | N | |
| | 15-01_303 | Residential Accommodation Second and Third Floor Block F | A1 | 1:100 | L | | | | L | L | L | | M | M | |
| | 15-01_304 | Residential Accommodation Fourth and Fifth Floor Block F | A1 | 1:100 | L | | | | L | L | L | | M | M | |
| | 15-01_305 | Residential Accommodation Roof Plan Block F | A1 | 1:100 | L | | | | L | L | L | | M | M | |
| | 15-01_306 | Blocks F Roof Plan Residential | A1 | 1:100 | | | | | | | | | | | |
| Distribution (see key below) | | | | | Number of Copies | | | | | | | | | | |
| Company | | | | | Contact Name | | | | | | | | | | |
| UNISON HQ | | | | | John R Cole | | | | | | | | | | |
| Gerald Eve | | | | | N Brindley/Faye Shelley | | | | | | | | | | |
| Drivas Jonas | | | | | Chris Bushell/Tim Chambers | | | | | | | | | | |
| Drivas Jonas | | | | | Matthew Craske | | | | | | | | | | |
| Drivas Jonas | | | | | Christopher Skelt | | | | | | | | | | |
| Davis Langdon | | | | | Mark Robinson | | | | | | | | | | |
| AKS Ward | | | | | Paul Livesey | | | | | | | | | | |
| Foreman Roberts | | | | | Mark Fisher | | | | | | | | | | |
| Donald Insall Associates | | | | | Paul Travis/Peter Ridington | | | | | | | | | | |
| Motion Transport | | | | | Martin Knowles | | | | | | | | | | |
| Keningtons LLP | | | | | Tim Poulston | | | | | | | | | | |
| ORIGIN | | | | | Paul Strange | | | | | | | | | | |
| Good Relations | | | | | Gary Pleasants | | | | | | | | | | |
| LB Camden | | | | | Barrington Bowie | | | | | | | | | | |
| LB Camden (BC) | | | | | Nasser Rad | | | | | | | | | | |
| Hutton and Rostron | | | | | James Hutton | | | | | | | | | | |
| BAM Construction | | | | | Paul Joyce | | | | | | | | | | |
| Property Workspace | | | | | | | | | | | | | | | |
| Livelihood | | | | | | | | | | | | | | | |
| | | | | | DB | KN | MPO | DB | | DB | RB | Mpo | Mpo | | |
| Issued by | | | | | | | | | | | | | | | |
| Key | | Purpose of issue | | | | | | | | | | | | | |
| X | Issue sheet only | Preliminary | | | | | | | | | | | | | |
| D | Disk issue/CD | Pre-Tender | | | | | | | | | | | | | |
| E | Electronic transfer | Tender | | | | | | | | | | | | | |
| O | Original | Construction | | | | | | | | | | | | | |
| R | Reduction of print | Information | | | | | | | | | | | | | |
| Please indicate in the 'Rec'd' column which drawings have been | | | | | Package No | | | | | | | | | | |
| We are in receipt of the above drawings | | | | | | | | | | | | | | | |
| Company name | | | | | Signed | | | | | Date | | | | | |

Drawing issue and record sheet

We enclose copies of the drawings listed below:

| | | | | | | | | |
|---|-----------------------------|---|-------------|----------------------------|-----------------|-------------|-----------|---|
| Project UNISON HQ | | | | File ref 05070-0103 | | | | |
| | | | | Sheet No [1] | | | | |
| 20-03 Lifts | | | | | | | | |
| Primary Elements | | | | Date of issue | | | | |
| | | | | 11.10.07 | | | | |
| | | | | 26.11.07 | | | | |
| | | | | 17.01.08 | | | | |
| | | | | 04.02.08 | | | | |
| | | | | 28.03.08 | | | | |
| | | | | 18.04.08 | | | | |
| | | | | 06.05.08 | | | | |
| | | | | 02.04.09 | | | | |
| | | | | | | | | |
| Rec'd | Drawing No | Drawing Title | Size | Scale | Revision | | | |
| | 20-03_001 | Office Lift Lobby Ground Level | A1 | 1:20 | | | A | |
| | 20-03_002 | Office Lift Lobby Typical Level Section & Elevation | A1 | 1:20 | | | A | |
| | 20-03_003 | Glass Passenger Lift Lobby Block B2 Basement & Ground Levels Sections & Elevation | A1 | 1:20 | | | A B C C | |
| | 20-03_004 | Glass Passenger Lift Lobby Block B2 Levels 01 & 02 Sections and Elevations | A1 | 1:20 | | | A B C C | |
| | 20-03_005 | Glass Passenger Lift Lobby Block B2 Levels 02 and 02 Sections and Elevations | A1 | 1:20 | | | A B C C | |
| | 20-03_010 | Lift Shafts 01/02 and 03/04 Basement - Fifth Section | A1 | 1:50 | | | A B | |
| | 20-03_011 | Lift Shaft 03/04 Passenger & Fire Fighting Block A1 Section | A1 | 1:50 | | | A B | |
| | 20-03_012 | Lift Shaft 05 Block B2 Section | A1 | 1:50 | | | A B C D D | |
| | 20-03_013 | Lift Shaft 08 Block A3 Section | A1 | 1:50 | | | A B | |
| | 20-03_014 | Lift Shaft 09 Block A2 Section | A1 | 1:50 | | | A B | |
| | 20-03_015 | Lift Shaft 10 Block C - Residential - Basement - Fourth Floors Section | A1 | 1:50 | | | A | |
| | 20-03_016 | Lift Shaft 10 Block C - Residential - Fifth - Eighth Floors Section | A1 | 1:50 | | | A | |
| | 20-03_017 | Lift Shaft 11 Block F - Residential Section | A1 | 1:50 | | | A | |
| | 20-03_020 | Lifts 01 & 02 - Block A2 Lift Internal Lift Car Details Plans and Elevations | A1 | 1:20 | | A B | C | |
| | 20-03_021 | Lifts 03 & 04 - Block A1 Internal Lift Car Details Plans and Elevations | A1 | 1:20 | | A B | C | |
| | 20-03_022 | Lift 05 - Block B Glass Lift Internal Car Plans and Elevations | A1 | 1:20 | | | A B C C | |
| | 20-03_023 | Lift 08 - Block A3 Internal Lift Car Plans and Elevations | A1 | 1:20 | | | A | |
| | 20-03_024 | Lift 09 - Block A2 Internal Lift Car Plans and Elevations | A1 | 1:20 | | | A | |
| | 20-03_025 | Lift 10 - Block C - Internal Lift Car Plans and Elevations | A1 | 1:20 | | | A | A |
| | 20-03_026 | Lift 11 - Block F - Internal Lift Car Plans and Elevations | A1 | 1:20 | | | A | B |
| Distribution (see key below) | | | | Number of Copies | | | | |
| Company | Contact Name | | | | | | | |
| UNISON HQ | John R Cole | | | CD | | | | |
| Gerald Eve | N Brindley/Faye Shelley | | | | | | | |
| Drivas Jonas | Chris Bushell/Tim Chambers | | | CD | | | | |
| Drivas Jonas | Matthew Craske | | | | | | | |
| Davis Langdon | Mark Robinson | | | CD E A3 E E | | | | |
| AKS Ward | Paul Livesey | | | CD A3 E E | | | | |
| Foreman Roberts | Mark Fisher | | | CD A3 E E | | | | |
| Donald Insall Associates | Paul Travis/Peter Ridington | | | CD A3 E E | | | | |
| Motion Transport | Martin Knowles | | | CD | | | | |
| Keningtons LLP | Tim Poulston | | | | | | | |
| Good Relations | Gary Pleasants | | | | | | | |
| LB Camden | Barrington Bowie | | | | | | | |
| Hutton and Rostron | James Hutton | | | | | | | |
| HBG Contractor | Paul Joyce | | | A3/E A3/CD A3/C | | | | |
| Property Workspace | | | | E E E | | | | |
| Livelink | | | | E E | | | | |
| Issued by | | | | MPO MPO Mpo Mpo | | | | |
| Key | Purpose of issue | | | | | | | |
| X | Issue sheet only | Preliminary | | | | | | |
| D | Disk issue/CD | Pre-Tender | | | | | | |
| E | Electronic | Tender | | x x x x | | | | |
| O | Original | Construction | | | | | | |
| R | Reduction of print | Information | | x | | | | |
| <i>Please indicate in the 'Rec'd' column which drawings have been received, sign below and fax back to S+P on 020 7239 0495</i> | | | | Package No | | | | |
| We are in receipt of the above drawings | | | | | | | | |
| Company name | | | | Signed | | Date | | |

Drawing issue and record sheet

We enclose copies of the drawings listed below:

| | | | | | | | | | | | | | | | |
|---|--------------------|--|-------------|-------------------------------|-----------------|----------|----------|----------|-------------|----------|----------|----------|---|---|--|
| Project Unison HQ 21-01 External Wall | | | | File ref 05070-0103 | | | | | | | | | | | |
| | | | | Sheet No [1] | | | | | | | | | | | |
| | | | | Date of issue | 22.02.08 | 23.06.08 | 14.07.08 | 28.08.08 | 15.10.08 | 16.01.09 | 27.03.09 | 02.04.09 | | | |
| Rec'd | Drawing No | Drawing Title | Size | Scale | Revision | | | | | | | | | | |
| | 21-01_081 | Elevation Bay Residential Block C | A1 | 1:20 | B | C | | | | | | | D | D | |
| | 21-01_082 | Elevation Bay Residential Block D | A1 | 1:20 | B | | | | C | D | | | D | D | |
| | 21-01_083 | Elevation Bay Residential Block E | A1 | 1:20 | B | C | | | | D | | | D | D | |
| | 21-01_084 | Elevation Bay Residential Block F | A1 | 1:20 | B | C | | | E | F | | | F | F | |
| | 21-01_085 | External Screens Block C Churchway | A1 | 1:20 | | | A | B | | | | | | | |
| | 21-01_086 | External Screens Block C Bin Store | A1 | 1:20 | | | A | | | | | | | | |
| | 21-01_087 | External Screens Block C Reception South | A1 | 1:20 | | | A | | | | | | | | |
| | 21-01_088 | External Screens Block F East Elevation | A1 | 1:20 | | | A | | | | | | | | |
| | 21-01_089 | External Screens Block F Euston Road | A1 | 1:20 | | | A | B | | | C | | | | |
| Distribution (see key below) | | | | | | | | | | | | | | | |
| Number of Copies | | | | | | | | | | | | | | | |
| Company | | | | Contact Name | | | | | | | | | | | |
| UNISON HQ | | | | John R Cole | | | | | | | | | | | |
| Gerald Eve | | | | N Brindley/Faye Shelley | | | | | | | | | | | |
| Drivas Jonas | | | | Chris Bushell/Tim Chambers | | | | | | | | | | | |
| Drivas Jonas | | | | Matthew Craske | | | | | | | | | | | |
| Davis Langdon | | | | Mark Robinson | | | | | | | | | | | |
| AKS Ward | | | | Paul Livesey | | | | | | | | | | | |
| Foreman Roberts | | | | Mark Fisher | | | | | | | | | | | |
| Donald Insall Associates | | | | Paul Travis/Peter Ridington | | | | | | | | | | | |
| Motion Transport | | | | Martin Knowles | | | | | | | | | | | |
| Keningtons LLP | | | | Tim Poulston | | | | | | | | | | | |
| Good Relations | | | | Gary Pleasants | | | | | | | | | | | |
| LB Camden | | | | Barrington Bowie | | | | | | | | | | | |
| Hutton and Rostron | | | | James Hutton | | | | | | | | | | | |
| BAM Contractor | | | | Paul Joyce | | | | | | | | | | | |
| Property Workspace | | | | | | | | | | | | | | | |
| Livelink | | | | | | | | | | | | | | | |
| Issued by | | | | Mpo | Mpo | Mpo | Mpo | DB | DB | DB | DB | Mpo | | | |
| Key | | Purpose of issue | | | | | | | | | | | | | |
| X | Issue sheet only | Preliminary | | | | | | | | | | | | | |
| D | Disk issue/CD | Planning | | | | | | | | | | | | | |
| E | Electronic | Tender | | | | | | | | | | | | | |
| O | Original | Construction | | | | | | | | | | | | | |
| R | Reduction of print | Information | | | | | | | | | | | | | |
| | | | | | | | | | | | | | | | |
| Please indicate in the 'Rec'd' column which drawings have been received, sign below and fax back to S+P on 020 7239 0495 | | | | Package No | | | | | | | | | | | |
| | | | | | | | | | | | | | | | |
| We are in receipt of the above drawings | | | | | | | | | | | | | | | |
| Company name | | | | Signed | | | | | Date | | | | | | |

Drawing issue and record sheet

We enclose copies of the drawings listed below:

| | | | | | | | |
|---|-------------------------|---|-------------|-----------------------------|----------|-------------|----------|
| Project UNISON HQ | | | | File ref 05070-0103 | | | |
| | | | | Sheet No [1] | | | |
| 22-01 Internal Layouts | | | | | | | |
| Internal Walls | | | | Date of issue | 16.03.09 | 31.03.09 | 02.04.09 |
| | | | | | | | |
| Rec'd | Drawing No | Drawing Title | Size | Scale | | | |
| | 22-01_100 | Proposed Residential Affordable Layouts | A1 | 1:25 | G | H | J |
| | 22-01_101 | Proposed Residential Affordable Layouts | A1 | 1:25 | G | H | J |
| | 22-01_102 | Proposed Residential Private Layouts | A1 | 1:25 | | | E |
| | 22-01_103 | Proposed Residential Private Layouts | A1 | 1:25 | | | E |
| | 22-01_104 | Proposed Residential Affordable Layouts | A1 | 1:25 | G | H | J |
| | 22-01_105 | Proposed Residential Affordable Layouts | A1 | 1:25 | G | H | J |
| | 22-01_106 | Proposed Residential Affordable Layouts | A1 | 1:25 | G | H | J |
| | 22-01_107 | Proposed Residential Affordable Layouts | A1 | 1:25 | F | G | H |
| | 22-01_108 | Proposed Residential Affordable Layouts | A1 | 1:25 | F | G | H |
| | 22-01_109 | Proposed Residential Affordable Layouts | A1 | 1:25 | H | J | K |
| | 22-01_110 | Proposed Residential Affordable Layouts | A1 | 1:25 | G | H | J |
| | 22-01_111 | Proposed Residential Affordable Layouts | A1 | 1:25 | G | H | J |
| | 22-01_112 | Proposed Residential Affordable Layouts | A1 | 1:25 | | | |
| | 22-01_114 | Proposed Residential Private Layouts | A1 | 1:25 | | | E |
| | 22-01_115 | Proposed Residential Private Layouts | A1 | 1:25 | | | D |
| | 22-01_116 | Proposed Residential Private Layouts | A1 | 1:25 | | | D |
| Distribution (see key below) | | | | | | | |
| Company | | | | Contact Name | | | |
| UNISON HQ | | | | John R Cole | | | |
| Gerald Eve | | | | N Brindley/Faye Shelley | | | |
| Drivas Jonas | | | | Chris Bushell/Tim Chambers | | | |
| Drivas Jonas | | | | Matthew Craske | | | |
| Davis Langdon | | | | Mark Robinson | | | |
| AKS Ward | | | | Paul Livesey | | | |
| Foreman Roberts | | | | Mark Fisher | | | |
| Donald Insall Associates | | | | Paul Travis/Peter Ridington | | | |
| Motion Transport | | | | Martin Knowles | | | |
| Keningtons LLP | | | | Tim Poulston | | | |
| Good Relations | | | | Gary Pleasants | | | |
| LB Camden | | | | Barrington Bowie | | | |
| Hutton and Rostron | | | | James Hutton | | | |
| BAM Construction | | | | Paul Joyce | | | |
| Origin | | | | Alice Spanton | | | |
| Kim Sangster Associates | | | | Kim Sangster | | | |
| DDA Consultant | | | | Rachael Marshall | | | |
| Livelink | | | | | | | |
| Issued by | | | | | DB | DB | MPo |
| Key | Purpose of issue | | | | | | |
| X | Issue sheet only | Preliminary | | | | | |
| D | Disk issue/CD | Pre-Tender | | | | | |
| E | Electronic | Tender | | | | | |
| O | Original | Construction | | | | | |
| R | Reduction of print | Information | x | x | x | | |
| Please indicate in the 'Rec'd' column which drawings have been received, sign below and fax back to S+P on 020 7239 0495 | | | | Package No | | | |
| We are in receipt of the above drawings | | | | | | | |
| Company name | | | | Signed | | Date | |

Drawing issue and record sheet

We enclose copies of the drawings listed below:

| Project | | UNISON HQ | | | File ref | | 05070-0103 | | | | | | | | | | | | | |
|---|------------|---|------|-------------------|-------------------------|----------|------------|--|--|--|--|--|--|--|--|--|--|--|--|--|
| | | 24-01 Stairs - Plans and Sections | | | Sheet No | | [21] | | | | | | | | | | | | | |
| Stairs | | | | Date of issue | 04.03.09 | 18.03.09 | 02.04.09 | | | | | | | | | | | | | |
| Rec'd | Drawing No | Drawing Title | Size | Scale | | | | | | | | | | | | | | | | |
| | 24-01_001 | Block A1 Stair 1 Section and Plans Basement - Fourth Floor | A1 | 1:50 | | | | | | | | | | | | | | | | |
| | 24-01_002 | Block A1 Stair 1 Section and Plans Fifth Floor - Roof | A1 | 1:50 | | | | | | | | | | | | | | | | |
| | 24-01_003 | Block A1 Stair 02 Fifth - Ninth Floor | A1 | 1:50 | | | | | | | | | | | | | | | | |
| | 24-01_005 | Block A2 Stair 2 Section and Plans Basement - Roof | A1 | 1:50 | | | | | | | | | | | | | | | | |
| | 24-01_006 | Block A3 Stair Section and Plans Basement - Roof | A1 | 1:50 | | | | | | | | | | | | | | | | |
| | 24-01_007 | Block C Stair Section and Plans Basement - Roof | A1 | 1:50 | | | | | | | | | | | | | | | | |
| | 24-01_008 | Block E Stair 01 Sections and Plans Basement - Roof | A1 | 1:50 | | | | | | | | | | | | | | | | |
| | 24-01_009 | Block F stair Section and Plans Ground Floor | A1 | 1:50 | | | | | | | | | | | | | | | | |
| | 24-01_012 | Block B2 Stair: Section and Plans Basement - First Floors | A1 | 1:50 | | | | | | | | | | | | | | | | |
| | 24-01_013 | Block B2 Stair: Section and Plans Second - Fourth Floors | A1 | 1:50 | | | | | | | | | | | | | | | | |
| | 24-01_014 | Block E Stair 02 Section and Plans Basement - Ground Floor | A1 | 1:50 | | | | | | | | | | | | | | | | |
| | 24-01_015 | Bell Tower Glazed Link Third Floor Steps Plans and Sections | A1 | 1:20 | | | | | | | | | | | | | | | | |
| | 24-01_016 | St Christophers Place Stair Plan/Section/Elevatons | A1 | 1:25 | | | | | | | | | | | | | | | | |
| | 24-01_021 | Block A1 Stair Section Basement - First Floor | A1 | 1:20 | | | | | | | | | | | | | | | | |
| | 24-01_022 | Block A1 Stair Section Second to Fourth Floor | A1 | 1:20 | | | | | | | | | | | | | | | | |
| | 24-01_023 | Block A1 Stair Section Fifth to Seventh Floor | A1 | 1:20 | | | | | | | | | | | | | | | | |
| | 24-01_024 | Block A1 Stair Section Eighth to Roof Level - Sheet 1 of 2 | A1 | 1:20 | | | | | | | | | | | | | | | | |
| | 24-01_025 | Block A1 Stair Section Eighth to Roof Level - Sheet 2 of 2 | A1 | 1:20 | | | | | | | | | | | | | | | | |
| | 24-01_029 | Block A2 Stair 2 Section Basement - First Floor | A1 | 1:20 | | | | | | | | | | | | | | | | |
| Distribution (see key below) | | | | | Number of Copies | | | | | | | | | | | | | | | |
| Company | | Contact Name | | | | | | | | | | | | | | | | | | |
| UNISON HQ | | John R Cole | | | | | | | | | | | | | | | | | | |
| Gerald Eve | | N Brindley/Faye Shelley | | | | | | | | | | | | | | | | | | |
| Drivas Jonas | | Chris Bushell/Tim Chambers | | | | | | | | | | | | | | | | | | |
| Drivas Jonas | | Matthew Craske | | | | | | | | | | | | | | | | | | |
| Davis Langdon | | Mark Robinson | | | | | | | | | | | | | | | | | | |
| AKS Ward | | Paul Livesey | | | E | | | | | | | | | | | | | | | |
| Foreman Roberts | | Mark Fisher | | | | | | | | | | | | | | | | | | |
| Donald Insall Associates | | Paul Travis/Peter Ridington | | | | | | | | | | | | | | | | | | |
| Motion Transport | | Martin Knowles | | | | | | | | | | | | | | | | | | |
| Keningtons LLP | | Tim Poulston | | | | | | | | | | | | | | | | | | |
| Good Relations | | Gary Pleasants | | | | | | | | | | | | | | | | | | |
| LB Camden | | Barrington Bowie | | | A3 A3 | | | | | | | | | | | | | | | |
| LB Camden (BC) | | Nasser Rad | | | | | | | | | | | | | | | | | | |
| Hutton and Rostron | | James Hutton | | | | | | | | | | | | | | | | | | |
| HBG Contractor | | Paul Joyce | | | | | | | | | | | | | | | | | | |
| Property Workspace | | | | | | | | | | | | | | | | | | | | |
| Livelink | | | | | | | | | | | | | | | | | | | | |
| Issued by | | | | | DS Mpo Mpo | | | | | | | | | | | | | | | |
| Key | | Purpose of issue | | | | | | | | | | | | | | | | | | |
| X Issue sheet only | | Preliminary | | | | | | | | | | | | | | | | | | |
| D Disk issue/CD | | Pre-Tender | | | | | | | | | | | | | | | | | | |
| E Electronic | | Tender | | | | | | | | | | | | | | | | | | |
| O Original | | Construction | | | | | | | | | | | | | | | | | | |
| R Reduction of print | | Information | | | | | | | | | | | | | | | | | | |
| | | | | | | | | | | | | | | | | | | | | |
| Please indicate in the 'Rec'd' column which drawings have been received, sign below and fax back to S+P on 020 7239 0495 | | | | Package No | | | | | | | | | | | | | | | | |

Drawing issue and record sheet

We enclose copies of the drawings listed below:

| | | | | | | | | | | | | | |
|---|--------------------|--|-------------|-----------------------------|----------|-------------|----------|----------|----------|--|--|--|--|
| Project UNISON HQ | | | | File ref 05070-0103 | | | | | | | | | |
| 90-01 External Works | | | | Sheet No [1] | | | | | | | | | |
| External Works | | | | Date of issue | 27.11.08 | 15.12.08 | 16.01.09 | 18.03.09 | 02.04.09 | | | | |
| Rec'd | Drawing No | Drawing Title | Size | Scale | | | | | | | | | |
| | 90-01_001 | External Landscape - References Ground Floor Plan | A1 | 1:200 | | A | B | | | | | | |
| | 90-01_100 | External Works Euston Road Pavement Page 1 of 2 | A1 | 1:50 | | A | B | | | | | | |
| | 90-01_101 | External Works Euston Road Pavement Page 2 of 2 | A1 | 1:50 | | A | B | | | | | | |
| | 90-01_102 | External Works Churchway Loading Bay & Pavement Drawing 1 of 2 | A1 | 1:50 | | A | B | | | | | | |
| | 90-01_103 | External Works Churchway Pavement | A1 | 1:50 | | A | B | | | | | | |
| | 90-01_110 | External Works Resi. Pedestrian Approach & Podium | A1 | 1:50 | | A | B | B | | | | | |
| | 90-01_111 | External Works Walkway between Churchway & St Christophers Place | A1 | 1:50 | | A | B | | | | | | |
| | 90-01_112 | External Works Block F Entrance Ramp & Block D Resi. Garden | A1 | 1:50 | | A | B | C | | | | | |
| | 90-01_150 | External Works Block A2 Roof Garden Planter Elevations | A1 | 1:25 | | A | | | | | | | |
| | 90-01_201 | Ramp to Resi. Pedestrian Approach | A1 | 1:25 | | A | B | C | C | | | | |
| | 90-01_202 | Section GG Car Park Ramp | A1 | 1:20 | | A | B | C | | | | | |
| | 90-01_203 | Residential Podium Sections | A1 | 1:20 | | A | B | | B | | | | |
| | 90-01_204 | External Works Resi Podium Planter/Staircase | A1 | 1:20 | | A | | | B | | | | |
| | 90-01_206 | External Works Block A1 Main Entrance | A1 | 1:20 | | A | B | | | | | | |
| | 90-01_207 | External Works Churchway | A1 | 1:20 | | A | B | | | | | | |
| | 90-01_208 | External Works Smoke Ventilation Panel | A1 | 1:5 | | A | B | | | | | | |
| | 90-01_209 | External Works Block E Garden | A1 | 1:20 | | A | | | | | | | |
| | 90-01_210 | External Works Block F Garden | A1 | 1:20 | | A | | | | | | | |
| | 90-01_301 | Lighting Layout Ground Floor Page 2 of 2 | A1 | 1:100 | | A | | D | | | | | |
| | 90-01_302 | Lighting Layout Ground Floor Page 1 of 2 | A1 | 1:100 | | A | B | E | | | | | |
| Distribution (see key below) | | | | Number of Copies | | | | | | | | | |
| Company | | | | Contact Name | | | | | | | | | |
| UNISON HQ | | | | John R Cole | | | | | | | | | |
| Gerald Eve | | | | N Brindley/Faye Shelley | | | | | | | | | |
| Drivas Jonas | | | | Chris Bushell/Tim Chambers | | | | | | | | | |
| Drivas Jonas | | | | Matthew Craske | | | | | | | | | |
| Davis Langdon | | | | Mark Robinson | | | | | | | | | |
| AKS Ward | | | | Paul Livesey | | | | | | | | | |
| Foreman Roberts | | | | Mark Fisher | | | | | | | | | |
| Donald Insall Associates | | | | Paul Travis/Peter Ridington | | | | | | | | | |
| Motion Transport | | | | Martin Knowles | | | | | | | | | |
| Keningtons LLP | | | | Tim Poulston | | | | | | | | | |
| Good Relations | | | | Gary Pleasants | | | | | | | | | |
| LB Camden | | | | Barrington Bowie | | | | | | | | | |
| Hutton and Rostron | | | | James Hutton | | | | | | | | | |
| HBG Contractor | | | | Paul Joyce | | | | | | | | | |
| Livelink | | | | | | | | | | | | | |
| | | | | CD/E CD/E | | | | | | | | | |
| | | | | E E | | | | | | | | | |
| Issued by | | | | Mpo Mpo Mpo Mpo | | | | | | | | | |
| Key | | Purpose of issue | | | | | | | | | | | |
| X | Issue sheet only | Preliminary | | | | | | | | | | | |
| D | Disk issue/CD | Pre-Tender | | | | | | | | | | | |
| E | Electronic | Tender | | x | x | x | x | | | | | | |
| O | Original | Construction | | | | | | | | | | | |
| R | Reduction of print | Information | | x | | | | | | | | | |
| Please indicate in the 'Rec'd' column which drawings have been received, sign below and fax back to S+P on 020 7239 0495 | | | | Package No | | | | | | | | | |
| | | | | | | | | | | | | | |
| We are in receipt of the above drawings | | | | | | | | | | | | | |
| Company name | | | | Signed | | Date | | | | | | | |

Drawing issue and record sheet

We enclose copies of the drawings listed below:

| | | | | | | | | | | | | | | |
|---|--------------------|--|----|-----------------------------|-------------------|----------------------|-------------|-----------------|--|--|--|--|--|--|
| Project UNISON HQ | | | | File ref 05070-0103 | | | | | | | | | | |
| | | | | Sheet No [1] | | | | | | | | | | |
| 90-02 External Details | | | | | | | | | | | | | | |
| External Works | | | | Date of issue | 16.12.08 | 16.01.09 | 18.03.09 | 02.04.09 | | | | | | |
| | | | | Rec'd | Drawing No | Drawing Title | Size | Scale | | | | | | |
| | 90-02_001 | External Works Paving Types | A1 | 1:10 | A | | B | | | | | | | |
| | 90-02_002 | External Works Office Block A2 Roof Garden Planter Details | A1 | 1:10 | A | | | | | | | | | |
| | 90-02_003 | External Works Block A2 Roof Garden Threshold Details | A1 | 1:5 | A | | | | | | | | | |
| | 90-02_101 | External Stair Details | A1 | 1:5 | A | | B | B | | | | | | |
| | 90-02_102 | External Works Typical Podium Details | A1 | 1:5 | A | B | | | | | | | | |
| | 90-02_103 | External Works Details Residential Ramp and Podium | A1 | 1:5 | A | B | | | | | | | | |
| | | | | | | | | | | | | | | |
| Distribution (see key below) | | | | Number of Copies | | | | | | | | | | |
| Company | | | | Contact Name | | | | | | | | | | |
| UNISON HQ | | | | John R Cole | | | | | | | | | | |
| Gerald Eve | | | | N Brindley/Faye Shelley | | | | | | | | | | |
| Drivas Jonas | | | | Chris Bushell/Tim Chambers | | | | | | | | | | |
| Drivas Jonas | | | | Matthew Craske | | | | E | | | | | | |
| Davis Langdon | | | | Mark Robinson | | | | E E | | | | | | |
| AKS Ward | | | | Paul Livesey | | | | E E | | | | | | |
| Foreman Roberts | | | | Mark Fisher | | | | E E | | | | | | |
| Donald Insall Associates | | | | Paul Travis/Peter Ridington | | | | E E | | | | | | |
| Motion Transport | | | | Martin Knowles | | | | | | | | | | |
| Keningtons LLP | | | | Tim Poulston | | | | | | | | | | |
| Good Relations | | | | Gary Pleasants | | | | | | | | | | |
| LB Camden | | | | Barrington Bowie | | | | A3 A3 | | | | | | |
| Hutton and Rostron | | | | James Hutton | | | | | | | | | | |
| HBG Contractor | | | | Paul Joyce | | | | CD/E CD/E | | | | | | |
| Property Workspace | | | | | | | | | | | | | | |
| Livelink | | | | | | | | E E | | | | | | |
| Issued by | | | | | | | | Mpo Mpo Mpo Mpo | | | | | | |
| Key | | Purpose of issue | | | | | | | | | | | | |
| X | Issue sheet only | Preliminary | | | | | | | | | | | | |
| D | Disk issue/CD | Pre-Tender | | | | | | | | | | | | |
| E | Electronic | Tender | | x x x x | | | | | | | | | | |
| O | Original | Construction | | | | | | | | | | | | |
| R | Reduction of print | Information | | | | | | | | | | | | |
| | | | | | | | | | | | | | | |
| <i>Please indicate in the 'Rec'd' column which drawings have been received, sign below and fax back to S+P on 020 7239 0495</i> | | | | Package No | | | | | | | | | | |
| We are in receipt of the above drawings | | | | | | | | | | | | | | |
| Company name | | | | Signed | | | | Date | | | | | | |

Drawing issue and record sheet

We enclose copies of the drawings listed below:

| Project | | | | File ref | | | | | | | | | | | |
|--|--------------------------------|---|------|---------------------------------------|----------|----------|----------|-------------|----------|----------|----------|----------|---|--|--|
| UNISON HQ | | | | 05070-0103 | | | | | | | | | | | |
| | | | | Sheet No [3] | | | | | | | | | | | |
| | | | | Date of issue | 27.02.09 | 04.03.09 | 04.03.09 | 13.03.09 | 16.03.09 | 16.03.09 | 31.03.09 | 02.04.09 | | | |
| Rec'd | Drawing No | Drawing Title | Size | Scale | | | | | | | | | | | |
| | 05070-SK661 | Office External Wall Details Revised Curtain Wall Profile | A1 | 1:5 | A | | | | | | | | | | |
| | 05070-SK662 | Office External Wall Details Revised Curtain Wall Section | A1 | 1:5 | A | | | | | | | | | | |
| | 05070-SK 663 | Block F Setting Out First Floor Landing | A3 | 1:25 | - | | | | | | | | | | |
| | 05070-SK 664 | Block F Setting Out 2nd Floor Landing | A3 | 1:25 | - | | | | | | | | | | |
| | 05070-SK 665 | Block F Setting Out 3rd Floor Landing | A3 | 1:25 | - | | | | | | | | | | |
| | 05070-SK 666 | Block F Setting Out 4th Floor Landing | A3 | 1:25 | - | | | | | | | | | | |
| | 05070-SK 667 | Block F Setting Out 5th Floor Landing | A3 | 1:25 | - | | | | | | | | | | |
| | 05070-SK 668 | Block A3/B2 Glazed Link Steel Setout & | A3 | 1:50 | - | | | | | | | | | | |
| | 05070-SK 669 | Block A3 Core Additional Fire Protection Required | A3 | 1:25 | - | | | | | | | | | | |
| | 05070-SK 670 | Block A3/B2 Glazed Link Steel Setout and Builders Work - Section AA | A3 | 1:50 | - | | | | | | | | | | |
| | 05070-SK 671 | Block F - Ground Floor Slab Setting out | A3 | 1:50 | - | | | | | | | | | | |
| | 05070_SK_700 | Breem: Office Assessment TSD Cyclist's | A1 | 1:100 | A | | | | | | | | | | |
| | 05070_SK_701 | Breem: Office Assessment T2(c) Transport C12 - | A1 | 1:100 | A | | | | | | | | | | |
| | 05070_SK_702 | Breem: Office Assessment T1 - Provision of Public | A1 | NTS | A | | | | | | | | | | |
| | 05070_SK_703 | Breem: Office Assessment Mat4(2) Recycling | A1 | 1:100 | A | | | | | | | | | | |
| | 05070_SK_704 | Breem: Offices Assessment HW3 Glare Control | A1 | 1:100 | A | | | | | | | | | | |
| | 05070_SK_705 | Breem: Offices Assessment HW3 Glare Control | A1 | 1:100 | A | | | | | | | | | | |
| | 05070_SK_706 | Breem/ECO-HOMES Assessment Building | A1 | 1:100 | A | | | | | | | | | | |
| | 05070_SK_708 | ECO-HOMES Assessment Tra2 Cycle Storage | A1 | 1:100 | A | | | | | | | | | | |
| | 05070_SK_709 | ECO-HOMES Assessment Eco5 - Building Footprint | A1 | 1:100 | A | | | | | | | | | | |
| | 05070_SK_710 | ECO-HOMES Assessment Eco5 - Building Footprint | A1 | 1:100 | A | | | | | | | | | | |
| | 05070_SK_711 | BREEAM/ECO-HOMES Assessment LE1/Eco1 - | A1 | 1:250 | A | | | | | | | | | | |
| | 05070_SK_712 | BREEAM/ECO-HOMES Assessment LE1/Eco1 | A1 | 1:250 | A | | | | | | | | | | |
| | 05070-SK 752 | Block E Affordable Layouts - Type 1 | A3 | 1:50 | - | | | | | | | | | | |
| | 05070-SK 753 | Block C Planter / Lighting Detail | A3 | 1:10 | - | | | | | | | | | | |
| | 05070-SK 754 | Block C Tree PitDetail | A3 | 1:10 | - | | | | | | | | | | |
| | 05070-SK 755 | Planter Section - Resi Podium | A3 | 1:10 | - | | | | | | | | | | |
| | 05070-SK 757 | Block C Riser Setting Out - First Floor | A3 | 1:20 | - | | | | | | | | | | |
| | | Block C Riser Setting Out - Typical Floor | A3 | 1:20 | - | | | | | | | | | | |
| | 05070-SK 758 | Block C Riser Setting Out - Typical Floor | A3 | 1:20 | - | | | | | | | | | | |
| | 05070-SK 759 | Block F Riser Setting Out - Ground Floor | A3 | 1:20 | - | | | | | | | | | | |
| | 05070-SK 760 | Block F Riser Setting Out - Typical Floor Sheet 1 of | A3 | 1:20 | - | | | | | | | | | | |
| | 05070-SK 761 | Block F Riser Setting Out - Typical Floor Sheet 2 of | A3 | 1:20 | - | | | | | | | | | | |
| | 05070-SK 762 | Block E Riser Setting Out - Typical Floor | A3 | 1:20 | - | | | | | | | | | | |
| | 05070-SK 764 | Basement Demise and Estate Lease Plan | A3 | 1:500 | - | | | | A | | B | | | | |
| | 05070-SK 769 | Lifetime Homes Accessible Bathroom | A3 | 1:20 | - | | | | | | | | | | |
| | 05070-SK 774 | Demise Plans for Block C Lease Plan | A3 | 1:500 | - | | | | A | | | | | | |
| | 05070-SK 775 | Demise Plans for Block D Lease Plan | A3 | 1:500 | - | | | | A | | | | | | |
| | 05070-SK 776 | Demise Plans for Block F Lease Plan | A3 | 1:500 | - | | | | A | | B | | | | |
| | 05070-SK 789 | Site Demise Relationship | A3 | 1:500 | - | | | | A | | B | | | | |
| | 05070-SK 790 | Demise Plans for Block E Lease Plan | A3 | 1:500 | - | | | | A | | | | | | |
| | 05070-SK 799 | Atrium Bridges - CGI Views | A3 | NTS | - | | | | | | | | A | | |
| Distribution (see key below) | | | | Number of Copies | | | | | | | | | | | |
| Company | | | | Contact Name | | | | | | | | | | | |
| UNISON HQ | | | | John R Cole | | | | | | | | | | | |
| Gerald Eve | | | | N Brindley/Faye Shelley | | | | | | | | | | | |
| Drivas Jonas | | | | C Bushell/ C Husband | | | | | | | | | | | |
| Drivas Jonas | | | | Matthew Craske | | | | | | | | | | | |
| Davis Langdon | | | | Mark Robinson | | | | | | | | | | | |
| AKS Ward | | | | Paul Livesey | | | | | | | | | | | |
| Foreman Roberts | | | | Michael Guin | | | | | | | | | | | |
| Donald Insall Associates | | | | Paul Travis/Peter Ridington | | | | | | | | | | | |
| Motion Transport | | | | Martin Knowles | | | | | | | | | | | |
| Keningtons LLP | | | | Tim Poulston | | | | | | | | | | | |
| Good Relations | | | | Gary Pleasants | | | | | | | | | | | |
| LB Camden | | | | Barrington Bowie | | | | | | | | | | | |
| Hutton and Rostron | | | | James Hutton | | | | | | | | | | | |
| BAM Contractor | | | | Paul Joyce / Joel Cooper | | | | | | | | | | | |
| Howard Kennedy | | | | Nicky Stewart | | | | | | | | | | | |
| Property Workspace | | | | | | | | | | | | | | | |
| Livelihood | | | | | | | | | | | | | | | |
| Issued by | | | | RB DS Mpo AG RB Mpo RB Mpo MPo | | | | | | | | | | | |
| Key | Purpose of issue | | | | | | | | | | | | | | |
| X | Issue sheet only Preliminary | | | | | | | | | | | | | | |
| D | Disk issue/CD Pre-Tender | | | | | | | | | | | | | | |
| E | Electronic transfer Tender | | | | | | | | | | | | | | |
| O | Original Construction | | | | | | | | | | | | | | |
| R | Reduction of print Information | | | x x x x x x x x x | | | | | | | | | | | |
| Please indicate in the 'Rec'd' column which drawings have been received, Package No | | | | | | | | | | | | | | | |
| We are in receipt of the above drawings | | | | | | | | | | | | | | | |
| Company name | | | | Signed | | | | Date | | | | | | | |