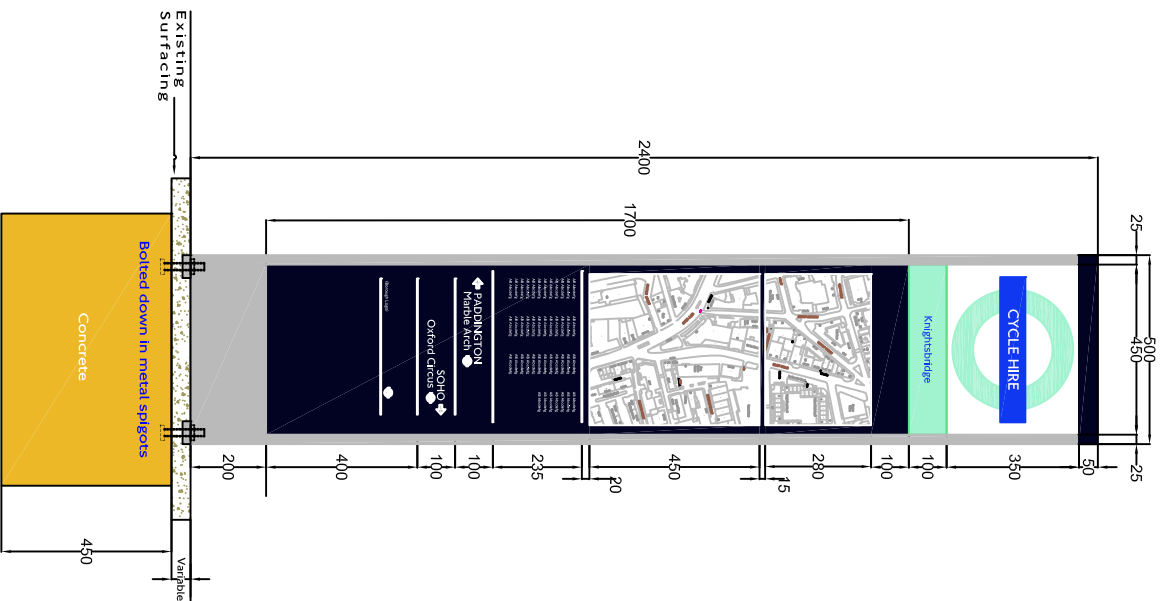
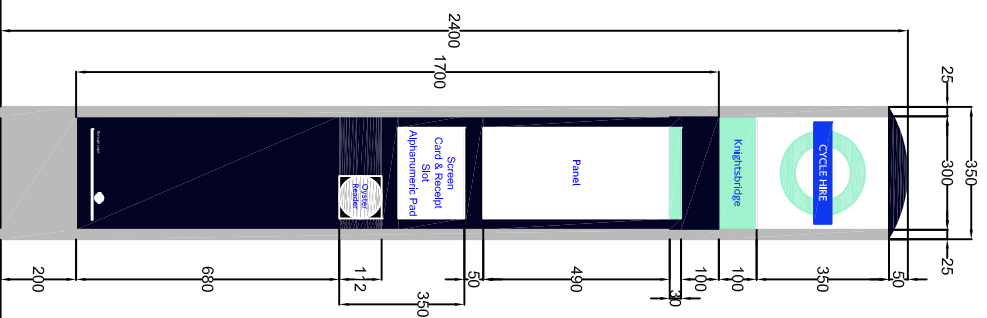


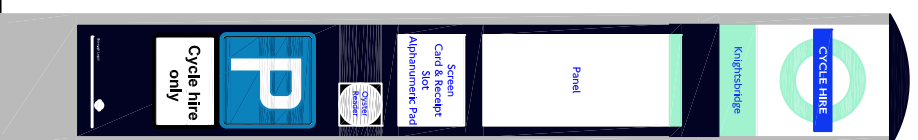
FACES A and C



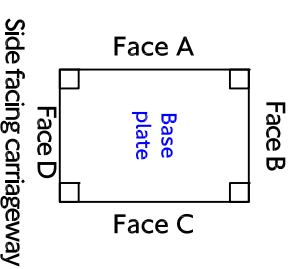
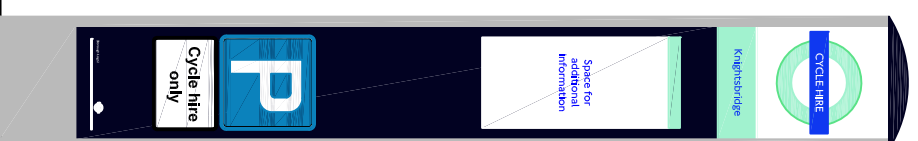
FACE B



FACE D1



FACE D2




COLOUR REFERENCES:

- Roundel and stop name panel:
NCS S 1040-B80G
(Pantone 338 turquoise)
- Roundel bar and stop name:
NCS S 4060-R80B
(Pantone 072 blue)
- Terminal body and Cap/Top:
NCS S 8010-R90B
(Pantone 296 dark Blue)
- Roundel panel background:
NCS S 0500-N (white)
- Terminal Trim:
Brushed stainless steel

NOTE:

For larger or busier docking stations, Faces A & C (Mapping) and Faces B & D1 (registration/payment functionality).

For smaller, less busy docking stations, faces A & C (Mapping), Face B (registrations/payment functionality), Face D2, additional information.

 Size & design to comply with Traffic Signs Regulations and General Directions 2002
diag: 660 with variant plate, 20mm x-height, to be approved by Department for Transport (DfT)



TERMINAL DESIGN

LONDON CYCLE HIRE SCHEME

NOTES:

- All dimensions are in millimetres.
- Foundation details indicative and will be tailored to the site.
- For further information on materials refer to Planning, Design and Access Statement.

SITE NAME

Various

SITE NO:

N.A.

BOROUGH N.A.

POSTCODE N.A.

Drawn	RLM	Scale	1:20 @ A3	Dwg. No.	CHS_2_T
Checked		Date:	13/03/2009	File Path & Name	./../mapping/CAD/CHS_2_T
				Rev.	1