



A quiet power

OptiFlood

PHILIPS

Keep the light in

The design of environmentally friendly floodlight systems has become one of the main challenges of recent years. The increased awareness of "obtrusive light" and the introduction of more stringent European Lighting Recommendations have both contributed significantly to this trend.

Good artificial lighting should prevent uncontrolled stray light and light spillage beyond the boundaries of the area being illuminated so that it does not affect people living

in the vicinity or driving past the area. Good lighting design is no longer just about satisfying the needs of those within the area: the rights and needs of those outside the area must also be considered.

Reflecting on this imperative, and building on the highly successful launch of the OptiVision floodlight, Philips Lighting has now developed a smaller version – **OptiFlood.**





Light just where you need it

OptiFlood continues Philips Lighting's long tradition of asymmetric floodlight excellence. Using the optical techniques developed for OptiVision, Philips Lighting has improved the optical system of the SNF210 floodlight and placed it in an attractively designed housing.

The optical system ensures peace of mind for the client by providing an accurately controlled, low obtrusive light installation.

The OptiFlood floodlight features a single piece die-cast aluminium housing along with integral control gear: OptiFlood is suitable for both high pressure sodium and metal halide lamps in the range 150W – 600W. Provision has been made for lamp types and electronic control gear not yet available on the market, the OptiFlood range can be said to be future proof.

With its aesthetically pleasing design, OptiFlood is ideally suited to more architectural type applications, such as parks and pedestrian areas, as well as the more traditional floodlighting applications such as small recreational sports areas and general area lighting e.g. car parks, freight yards, etc.

Everything is under control

Whilst the term 'light pollution' describes the general problem, it can mean different things to different people. To astronomers it means the stars are no longer visible clearly in the night sky, to neighbours it may mean a poorly installed security light shining directly into their windows. To control light pollution, there are three

distinct factors that must be taken into account:

- light trespass – can be defined as any light falling outside the area being lit and is in effect wasted energy
- glare or intrusive light – caused by a poorly designed optical system that does not screen the lamp or reflector system properly
- sky glow – the halo of light that can often be seen above towns or large lighting installations. It consists of two components: firstly, direct light from the floodlight, and secondly, light reflected from the ground.

Floodlights with precisely controlled light distributions can effectively counter light pollution: a total light cut-off above the horizontal and a peak beam intensity at high angles.



1 Tilted floodlight

2 Horizontally positioned OptiFlood - Flat glass

OptiFlood projects light downwards, ensuring a total cut-off of light above the level of the luminaire, thus avoiding spill light into nearby properties.





A compact and simple shape

Technical performance is no longer the only criterion on which a product is judged. The overall shape and aesthetic appearance have now become just as important. The new **OptiFlood** floodlight range offers the long-established, exceptional performance of the SNF210 floodlight range in a product with a much more appealing shape. In the design, attention has been focused not only on the overall form, but also on the detailing as well. This has given rise to integrated 'hidden' hinges, angle adjustment designed as part of the body and a re-styled mounting bracket.

The re-styling does not stop there. Philips Design has come up with proposals for interface options that allow the OptiFlood range to be integrated visually onto columns in order to maintain a clean, aesthetically pleasing profile.

Optimum solution

With its increased aesthetic appeal, the OptiFlood floodlight range can be used in applications where design and appearance are equally important as technical performance. As an option, OptiFlood is available with an integrated road lighting POT optic, which can be used for residential road lighting, and pedestrian areas.



Designed for lasting peace of mind

The OptiFlood range is made from high-quality components and materials that will give many years of trouble-free service under normal operating conditions.

1 **Housing and opening clips** – made from high-pressure die-cast aluminium with a low copper content to ensure excellent corrosion resistance. Two stainless steel clips with screwdriver release.

2 **Mounting bracket** – made from galvanised steel with mounting fixtures that match those of the Decoflood range. The bracket is angled to allow more aesthetic integration into columns. Upon request, the bracket can be supplied with a 'double face' for added installation flexibility.

3 **Finishing** – the OptiFlood range can be supplied as standard in two distinct finishes, either in the 'raw' aluminium state or in ultra-dark grey paint to match Philips' urban lighting ranges. Other standard RAL colours are available upon request.

4 **Front glass** – 4mm thick toughened glass plate secured in the frame by means of 4 fixings, to allow easy replacement if damaged.

5 **Optics** – high quality, high purity anodised aluminium with a high reflective factor. The floodlight range is available with two types of reflectors: asymmetric with 60° peak beam for 150W - 600W lamps, or road lighting POT optic for 150W lamps and the 250W CDM-T single ended lamp which is yet to be launched onto the market.

6 **Gear tray** – removable steel plate, housing the ballast, ignitor and capacitors (except 600W which has remote gear).

7 **Hidden Hinges** – the hinge mechanism has been integrated into the design of the product to maintain the overall aesthetic of the product.





a Easy installation

With the OptiFlood range, installation is fast and easy. The front frame is held in place by two stainless steel clips. When opened, the front frame hinges back to provide full access to the gear and lamp compartment. For electrical installation the terminal block is mounted 'high up' to ensure easy access to the connections.

The full opening of the front frame provides easy access to the lampholder, for lamp insertion and replacement.

To facilitate adjustment, an aiming mark is cast into the side pieces and the 'indicator' ring is fixed securely to the main bracket to give a reliable indication of the aiming angle. With its peak intensity at 60°, the floodlight should not need to be tilted by more than 10°.

b Low maintenance

Access to the internal workings can be gained via two stainless steel clips. These can be released using a screwdriver, as with the well-established Decoflood range.

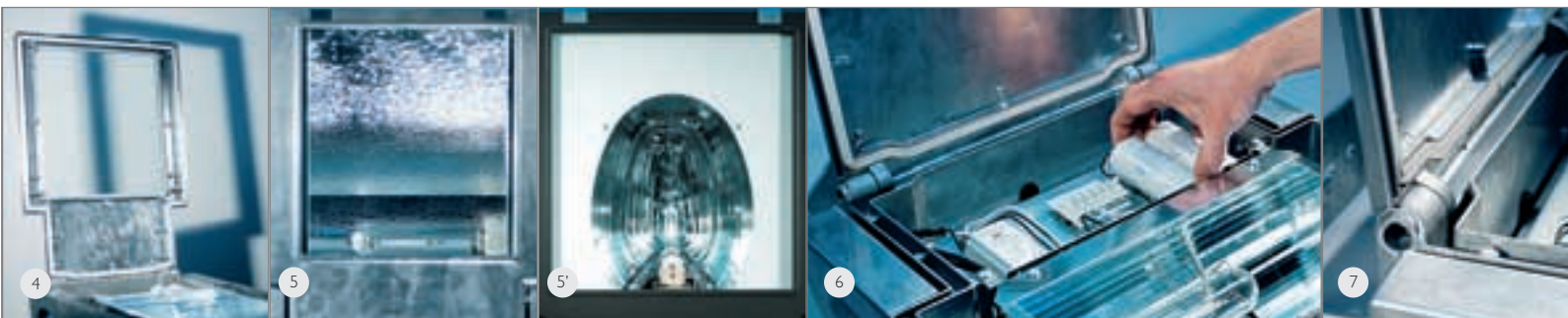
The OptiFlood product has an IP65 protection rating for the complete housing thanks to the silicone rubber seal. This ensures low maintenance throughout the service life because there should be no need for internal cleaning.

As described above, the fully opening front face provides excellent access to the lamp compartment. It also ensures easy access to the gear tray, including ballast, ignitor and capacitors, which can be removed for maintenance purposes.

c Evolution future proof

The initial design of the product makes provision for lamps such as MASTER Colour 250W CDM-T and electronic control gear for 250W and 400W lamps, which are not yet available on the market.

As the only lighting supplier that manufactures and develops lamps, control gear and floodlights, we have access to forthcoming technologies and can therefore design them into our new product ranges in advance.



Technical data

- Ambient temperature: 35°C outdoor; 25°C indoor
- Classification: IP65
- Insulation class: I
- Complies with IEC60598
- Windload (projected surface): 0,1 m²
- Shock Resistance: IK 09
- Complies with 850°C (glow wire test)

Lamp & electrical data




Lamp type	Ballast	Capacitance	Ignitor	Circuit current	Circuit watts
SON-T					
150W SONT PIA Plus	BSN150...TS	18µF	SN58T15	0.85A	167W
250W SONT PIA Plus	BSN250...TS	32µF	SN58T15	1.4A	274W
400W SONT PIA Plus	BSN400...TS	45µF	SN58T15	2.2A	430W
600W SONT Plus	BSN600...TS	65µF	SN58T15	3.1A	633W
HPI-T					
250W HPIT Plus	BSN250...TS	32µF	SN58T15	1.4A	330W
400W HPI-T Plus	BSN400...TS	43µF	SN58T15	2.2A	475W
CDM-T					
150W CDM-T/942	BSN150...TS	18µF	SN58T15	0.85A	167W
250W CDM-T	BSN250...TS	32µF	SN58T15	1.4A	274W

Mains supply 230VAC – 240VAC / 50Hz, all ballasts contain thermoswitch to prevent rectifying at end of lamp life.

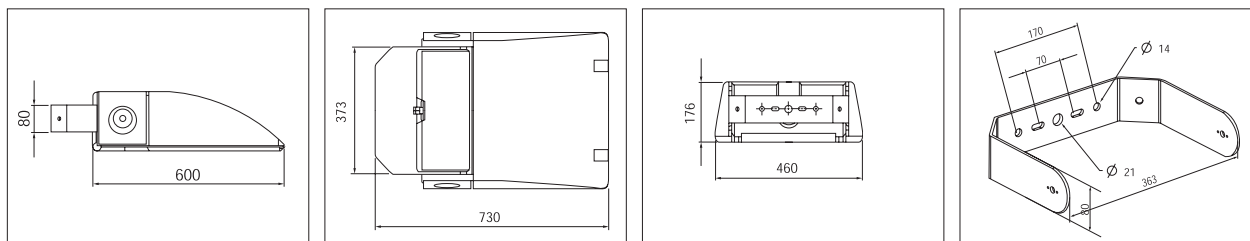
All products supplied with "self-stopping" timed ignitors.

Single cable gland, M20 supplied, with space for second gland to facilitate through wiring.

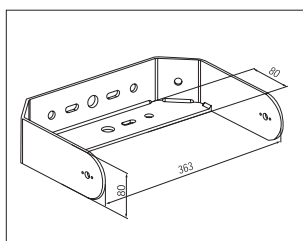
Photometric data



Dimensions (mm)



Options



Double faced bracket

Please contact your local sales organisation

- Double faced bracket
- Hot re-strike types for double ended lamps
- RAL Colours
- Internal skirt that smoothly reduces the lighting level directly below the installed floodlight(s)

Order codes

Type Description	Weight (kg)	EOC
Aluminium Finish		
MVP506 SONT-PP 150W K A ST	18.2	72019700
MVP506 SONT-PP 250W K A ST	19.3	72020300
MVP506 SONT-PP 400W K A ST	20.7	72021000
MVP506 E40 MAX600W	16.4	72022700
MVP506 HPI-TP 250W K A ST	19.3	72023400
MVP506 HPI-TP 400W K A ST	20.7	72024100
MVP506 CDO-TT 150W K A ST	18.2	72025800
MVP506 CDM-T 150W/942 K POT ST	18.2	72026500
Ultra Dark Grey Finish		
MVP506 SONT-PP 150W K A ST GR	18.2	72027200
MVP506 SONT-PP 250W K A ST GR	19.3	72028900
MVP506 SONT-PP 400W K A ST GR	20.7	72029600
MVP506 E40 MAX600W GR	16.4	72030200
MVP506 HPI-TP 250W K A ST GR	19.3	72031900
MVP506 HPI-TP 400W K A ST GR	20.7	72032600
MVP506 CDO-TT 150W K A ST GR	18.2	72033300
MVP506 CDM-T 150W/942 K POT ST GR	18.2	72034000

K: Kombi including lamp

A: Asymmetrical reflector

POT: Roadlighting reflector



OptiFlood: Peace of mind in Area Lighting

For more information,
www.optiflood.philips.com

Great Britain

Philips Lighting

Lighting Solutions Group

Philips Centre

Guildford Business Park

Guildford

Surrey

GU2 8XH

Tel. 01293 776774

Fax: 01483 298819

E-mail: sports.lighting@philips.com

www.lighting.philips.co.uk



Printed in France - 07/04

NC 3222 635 4801 I

Data subject to change

BL/LB France

Photo credits: Philips Lighting - D. Michalet - C. Rios - Image Bank

