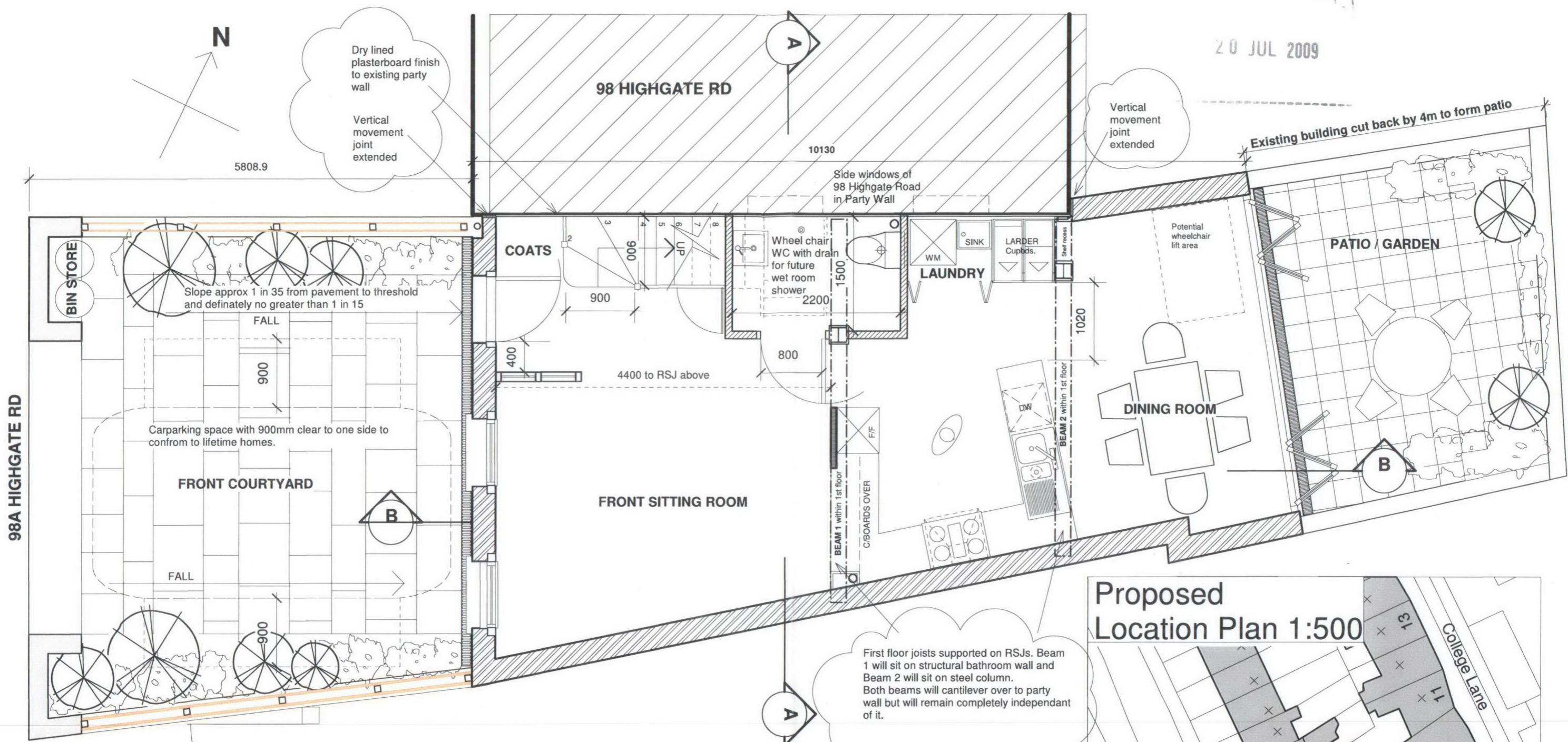


20 JUL 2009



98A HIGHGATE RD

98 HIGHGATE RD

N

5808.9

Slope approx 1 in 35 from pavement to threshold and definitely no greater than 1 in 15

Carparking space with 900mm clear to one side to conform to lifetime homes.

FRONT COURTYARD

FRONT SITTING ROOM

LAUNDRY

DINING ROOM

PATIO / GARDEN

Wheel chair WC with drain for future wet room shower

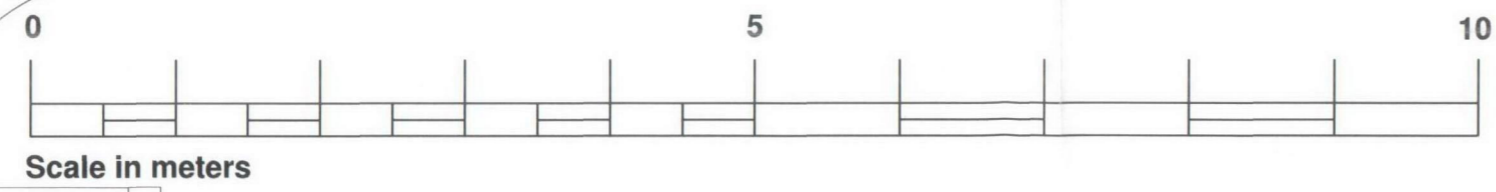
Vertical movement joint extended

Existing building cut back by 4m to form patio

First floor joists supported on RSJs. Beam 1 will sit on structural bathroom wall and Beam 2 will sit on steel column. Both beams will cantilever over to party wall but will remain completely independant of it.

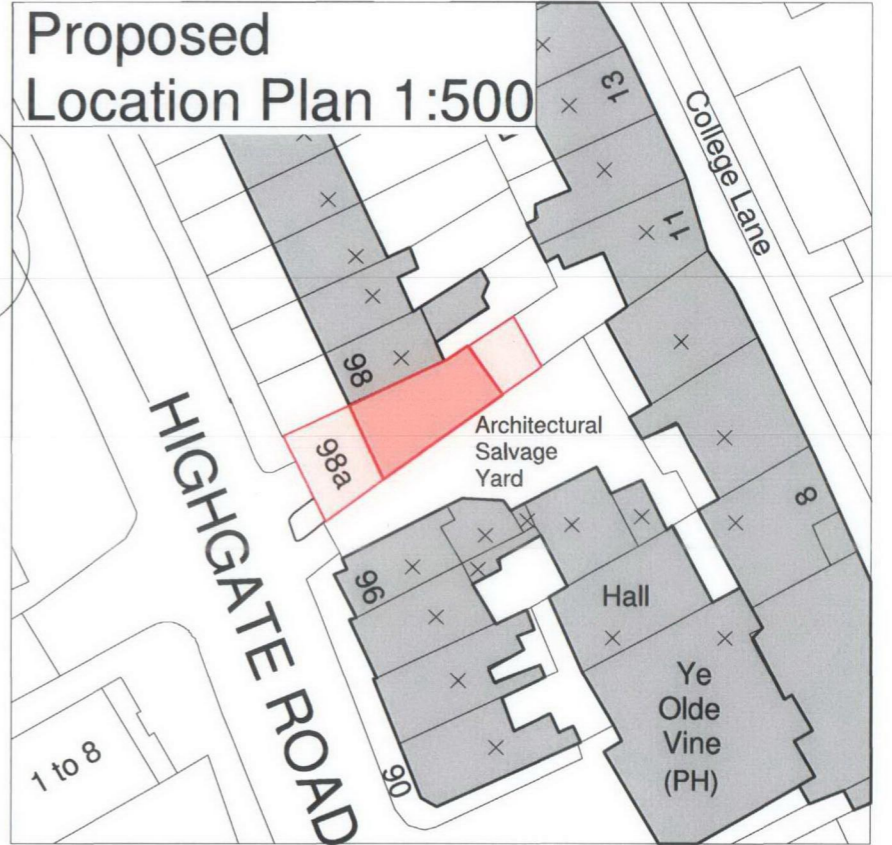
GROUND FLOOR PLAN
1:50 @ A3

96B HIGHGATE RD ARCHITECTURAL SALVAGE YARD



Scale in meters

Proposed Location Plan 1:500



96 HIGHGATE RD

Client
R. O'LEARY

Project
98A HIGHGATE RD, NW5 1PB



PATRICK MINNS ARCHITECTS
31 Oval Road
London NW1 7EA
T/F 020 7485 8877
Patminns@msn.com

Drawing
PROPOSED GROUND FLOOR PLAN & LOCATION PLAN

Revision
P: Planning Feb 2009
RB: Rubbing bkw lintels and pair of GFL front windows added. Jun 2009
C: Beams, dry lining & movement joints added. July 2009

Scale
1:50 @ A3

Date
Feb 2009

Job No.
417

Drawing No.
40C

Drawn By
PM

- All Dimensions and Levels to be checked on Site
- This drawing must not be scaled
- Refer to drawings & specification prepared by the Structural engineer and specialist subcontractors
- Copyright reserved