
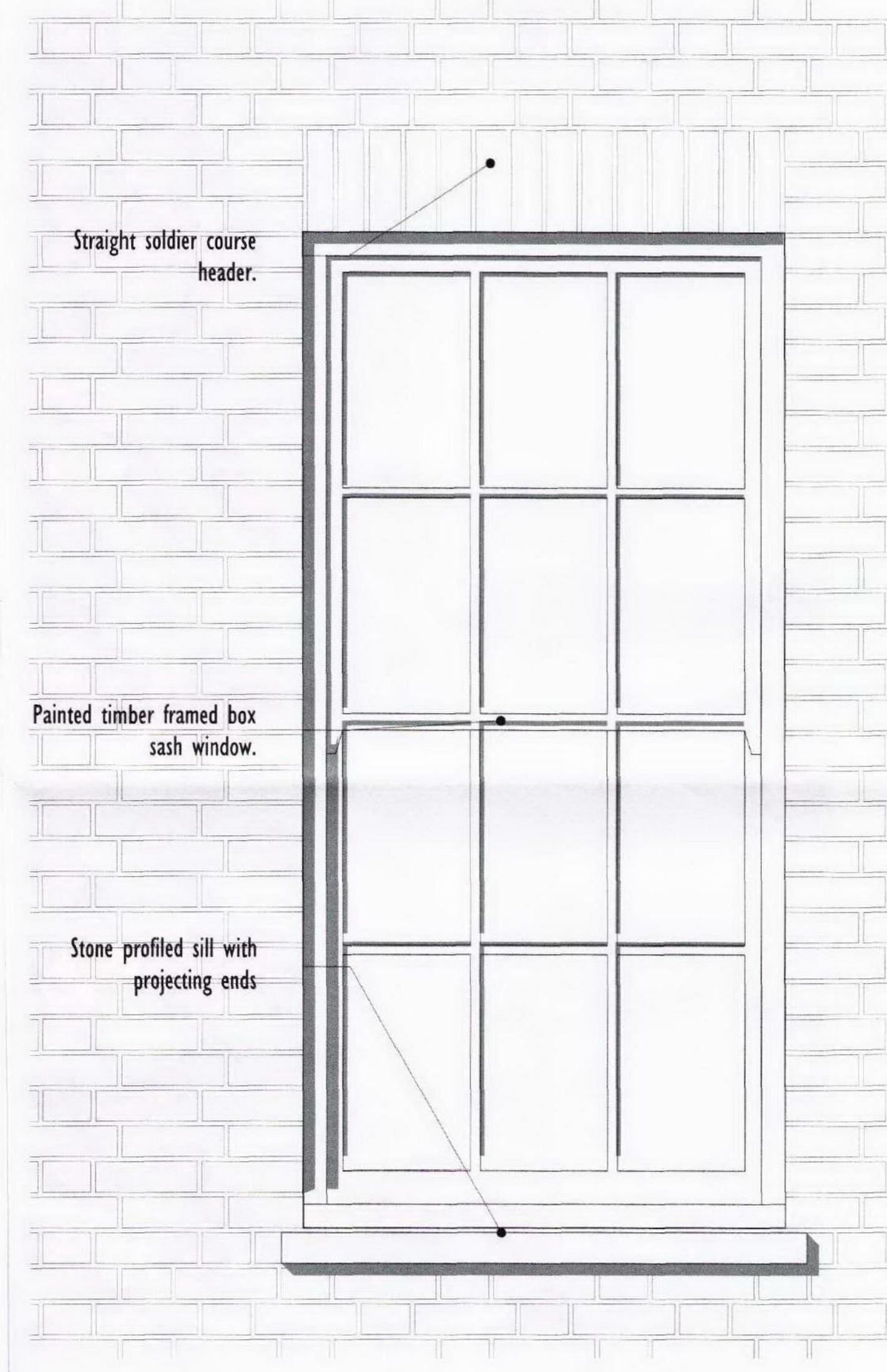


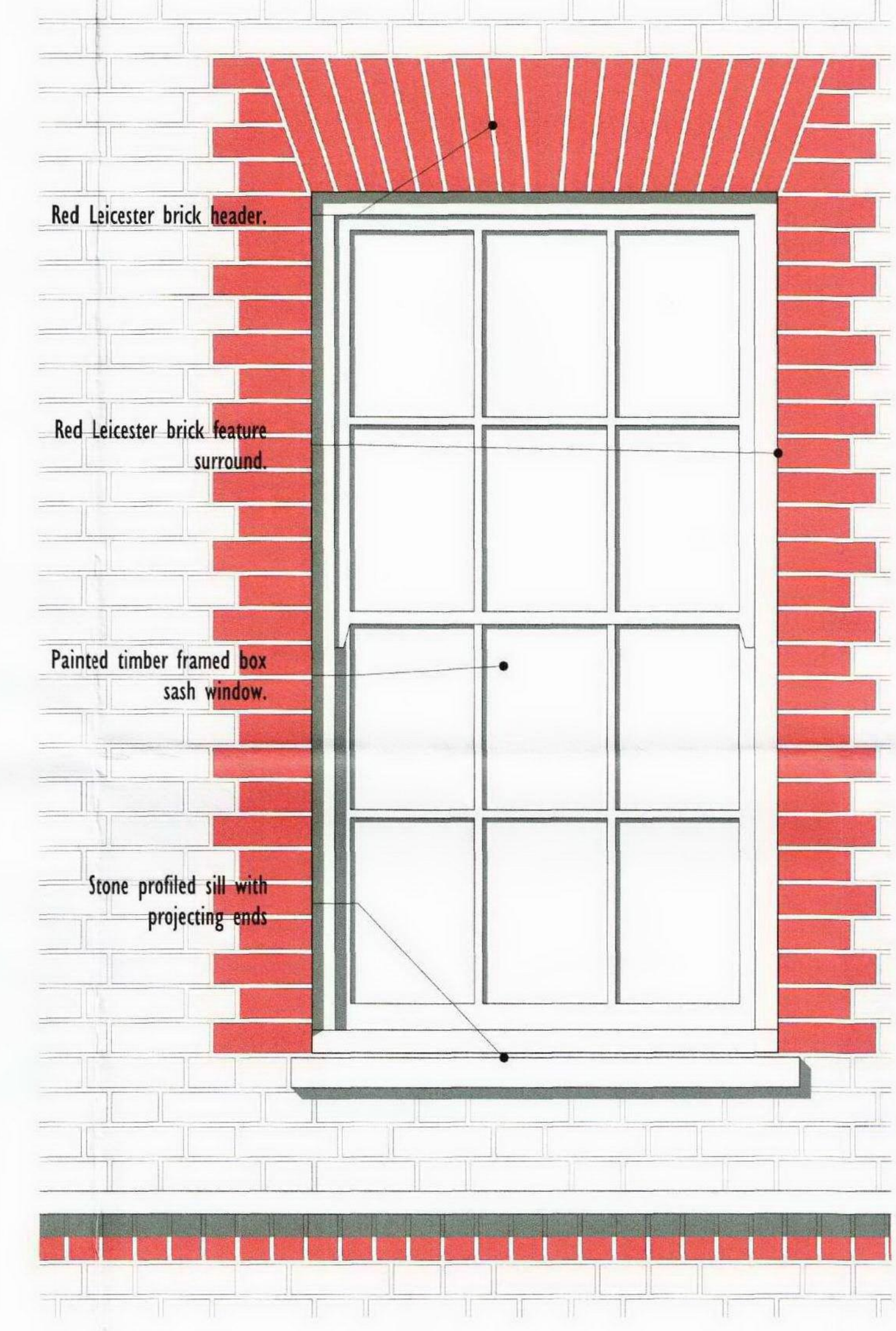
FRONT UPPER



FRONT LOWER



TYPICAL SIDE



TYPICAL REAR

TYPICAL WINDOW DETAILS

SCALE: @A1

w o l f f
ARCHITECTS

16 lambton place
notting hill
london w11 2sh
tel 0207 229 3125
fax 0207 229 3257
info@wolffarchitects.co.uk

NOTES:

This drawing is protected under Copyright and at no time should any portion of this drawing be reproduced or copied without the permission of the Architect. (Design Copyright Act 1988)

This drawing must not be used for purposes other than that for which it is provided. It is supplied without liability for any errors or omissions.

Do not scale from this drawing. All dimensions to be checked on site. All drawings subject to Statutory Authority Approval.

NO:

REV:

0

First Issue

A

Submitted for discharge of conditions following inclusion on decision notice of planning approval 2009/2285/P.

date:

17.06.09

30.07.09

NO:

REV:

date:

status:

PLANNING

project:

41 Queen's Grove, St Johns Wood
London, NW8 6HH

date:

17.06.09

scale:

1:10 @A1

dwg no:

drawing title:

Proposed Details:
Typical Windows

dwg no:

0601-PL-802

rev no:

0