

Cambridge, Jennifer

17/18

2009 / 3942 / T

TPO

2009 / 3947 / T

CA

From: Little, Tom
Sent: 19 August 2009 10:37
To: Planning and Public protection
Subject: FW: 40 Netherhall Gardens

Attachments: 40 Netherhall Gardens.pdf



40 Netherhall
Gardens.pdf (510...

An app to log

Tom Little
Tree Officer

Telephone: 020 7974 5283

-----Original Message-----

From: Office [mailto:Office@treecare.co.uk]

Sent: 18 August 2009 17:15

To: Little, Tom

Subject: 40 Netherhall Gardens

Dear Tom,

Please find attached an application to carry out tree works for the above address.
Can you let me know that you have received this and if there are any problems with the application.

Kind Regards
Zoë Wilson

TREECARE ARBORICULTURAL SPECIALISTS
OAK TREE HOUSE
ROSEBANK WORKS
ROSEBANK WAY
LONDON W3 6TT
Office: 0208 993 1443
Fax: 0208 993 2828
website: www.treecare.co.uk

Information from ESET Smart Security, version of virus signature database 4345 (20090818)

The message was checked by ESET Smart Security.

<http://www.eset.com>

Our Ref: SH/QT/0709/180
17 August 2009

London Borough of Camden
Attn: Kevin Fisher
Tree Preservation Section
Planning Services
Camden Town Hall
Argyle Street
London WC1H 8ND

TREE WORK APPLICATION
Access: Mr Sanderson - 02031784132
Re: 40 Netherhall Gardens, London, NW3 5TP

<u>SPECIES</u>		<u>WORK PROPOSED</u>
<u>Rear</u>		
1	Lime (<i>Tilia spp</i>)	To maintain shape and form. Suggest: reduce back to previous of reduction, clean out crown and remove deadwood.
<u>Front (see map)</u>		
2	Mimosa (<i>Acacia dealbata</i>)	Small undersized tree. It is growing directly underneath T3 and suppressed. Suggest: Fell to ground level and grind down stump to approx. 200mm below ground
<u>Front (see map)</u>		
3	Sycamore (<i>Acer pseudoplatanus</i>)	To maintain shape and form. Suggest: Reduce back to previous points of reduction, clean out crown and remove deadwood. Remove x4 of the lowest limbs to improve the vehicle passage.
<u>Front (see map)</u>		
4	Laurel (<i>Prunus spp</i>)	To maintain shape and form. Suggest: Fell to ground level, right hand stem (leaning away from the building).
<u>Front (see map)</u>		
5	Lime (<i>Tilia spp</i>)	To maintain shape and form. Suggest: Reduce back to previous points of reduction, clean out crown and remove deadwood.

Please quote our reference number on all correspondence.

TPO
204. -

Planning Services
Camden Town Hall
Argyle Street
London WC1H 8EQ

Email (enquiries only): env.devcon@camden.gov.uk
Telephone : 020 7974 1911
Fax : 020 7974 5713

For office use
Date
Payee
App. No.

Fee

Application for tree works: works to trees subject to a tree preservation order (TPO) and/or notification of proposed works to trees in a conservation area.

Town and Country Planning Act 1990

Publication of planning applications on planning authority websites

Please note that with the exception of applicant contact details, the information provided on this application form and in supporting documents may be published on the authority's website.

If you have provided any other information as part of your application which falls within the definition of personal data under the Data Protection Act which you do not wish to be published on the authority's website, please contact the authority's planning department.

Please complete using block capitals and black ink.

You must use this form if you are applying for work to trees protected by a tree preservation order (TPO). (You may also use it to give notice of works to trees in a conservation area).

It is important that you read the accompanying guidance notes before filling in the form. Without the correct information, your application / notice cannot proceed.

1. Applicant Name and Address

Title: **Mr** First name:
Last name: **Sanderson**
Company (optional):
Unit: House number: **40** House suffix:
House name:
Address 1: **Netherhall Cdn**
Address 2:
Address 3:
Town:
County:
Country:
Postcode: **NW3 5TP**

2. Agent Name and Address

Title: First name:
Last name:
Company (optional): **Treecare**
Unit: House number: House suffix:
House name: **Oak Tree House**
Address 1: **Rosebank Works**
Address 2: **Rosebank Way**
Address 3:
Town:
County:
Country:
Postcode: **W3 6TT**

3. Trees Location

If all trees stand at the address shown in Question 1, go to Question 4. Otherwise, please provide the full address/location of the site where the tree(s) stand (including full postcode where available)

Unit: House number: House suffix:
House name:
Address 1:
Address 2:
Address 3:
Town:
County:
Postcode (if known):

If the location is unclear or there is not a full postal address, either describe as clearly as possible where it is (for example, 'Land to the rear of 12 to 18 High Street' or 'Woodland adjoining Elm Road') or provide an Ordnance Survey grid reference:

Description:

4. Trees Ownership

Is the applicant the owner of the tree(s): ☒ Yes ☐ No
If 'No' please provide the address of the owner (if known and if different from the trees location)

Title: First name:
Last name:
Company (optional):
Unit: House number: House suffix:
House name:
Address 1:
Address 2:
Address 3:
Town:
County:
Country:
Postcode:

Telephone numbers

Country code: National number: Extension number:
020 31784132

Country code: Mobile number (optional):

Country code: Fax number (optional):

Email address (optional):

jackie.kayler@btinternet.com

5. What Are You Applying For?

Are you seeking consent for works to tree(s) subject to a TPO? ☒ Yes ☐ No

Are you wishing to carry out works to tree(s) in a conservation area? ☒ Yes ☐ No

6. Tree Preservation Order Details

If you know which TPO protects the tree(s), enter its title or number below.

7. Identification Of Tree(s) And Description Of Works

Please identify the tree(s) and provide a full and clear specification of the works you want to carry out. Continue on a separate sheet if necessary. You might find it useful to contact an arborist (tree surgeon) for help with defining appropriate work. Where trees are protected by a TPO, please number them as shown in the First Schedule to the TPO where this is available. Use the same numbers on your sketch plan (see guidance notes).

Please provide the following information below: tree species (and the number used on the sketch plan) and description of works. Where trees are protected by a TPO you must also provide reasons for the work and, where trees are being felled, please give your proposals for planting replacement trees (including quantity, species, position and size) or reasons for not wanting to replant.
E.g. Oak (T3) - fell because of excessive shading and low amenity value. Replant with 1 standard ash in the same place.

See attached
schedule

7. Identification Of Tree(s) And Description Of Works continued...

See attached
map.

8. Trees - Additional Information

Additional information may be attached to electronic communications or provided separately in paper format.

For all trees

A sketch plan clearly showing the position of trees listed in Question 7 must be provided when applying for works to trees covered by a TPO. A sketch plan is also advised when notifying the LPA of works to trees in a conservation area (see guidance notes). It would also be helpful if you provided details of any advice given on site by an LPA officer.

For works to trees covered by a TPO

Please indicate whether the reasons for carrying out the proposed works include any of the following. If so, your application must be accompanied by the necessary evidence to support your proposals. (See guidance notes for further details)

1. **Condition of the tree(s)** - e.g. it is diseased or you have fears that it might break or fall:
If YES, you are required to provide written arboricultural advice or other diagnostic information from an appropriate expert. ☐ Yes ☒ No

2. **Alleged damage to property** - e.g. subsidence or damage to drains or drives.
If YES, you are required to provide for: ☐ Yes ☒ No

Subsidence

A report by an engineer or surveyor, to include a description of damage, vegetation, monitoring data, soil, roots and repair proposals. Also a report from an arboriculturist to support the tree work proposals.


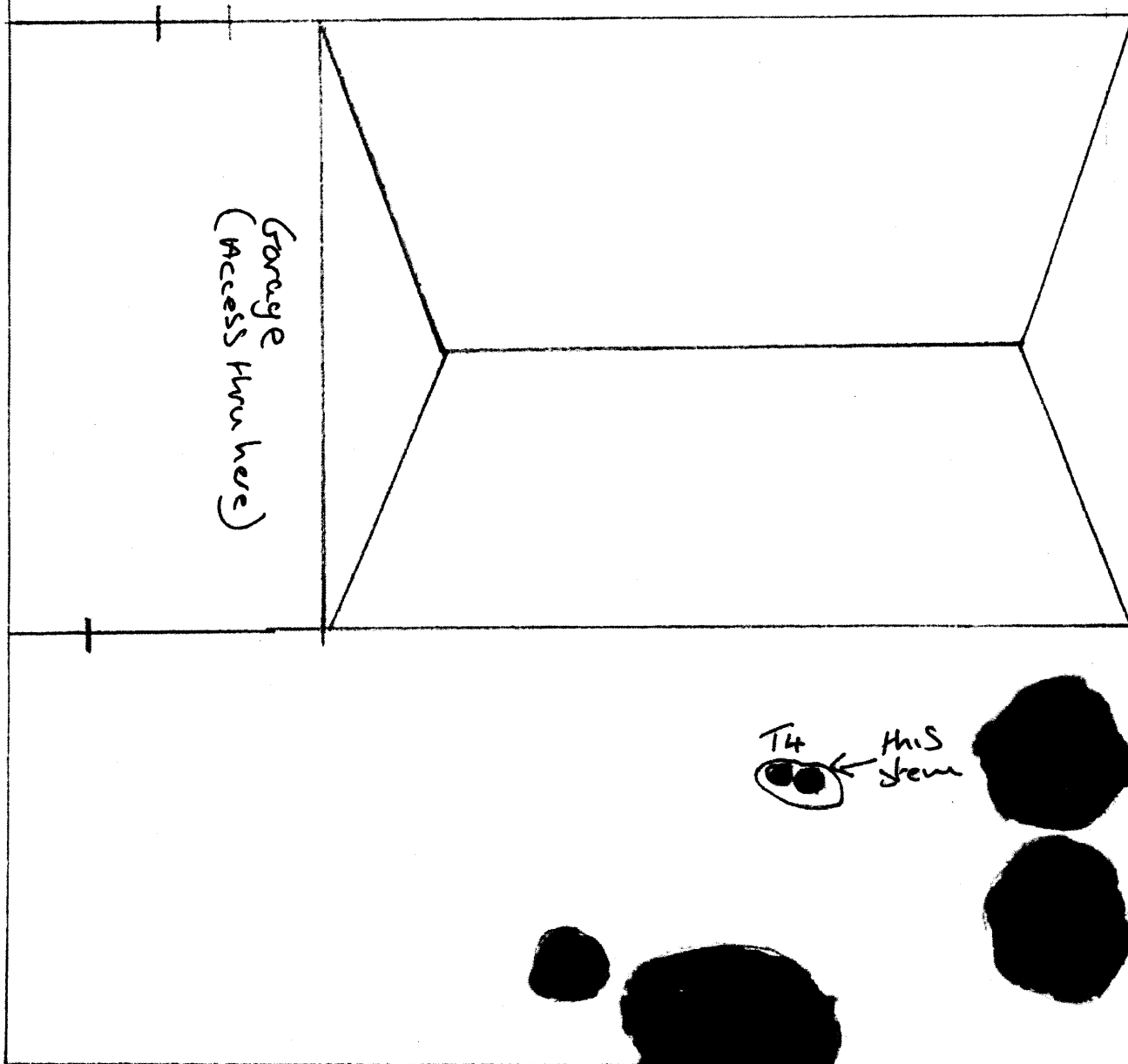

Other structural damage (e.g. drains, walls and hard surfaces)

Written technical evidence from an appropriate expert, including description of damage and possible solutions.

Documents and plans (for any tree)

Are you providing separate information (e.g. an additional schedule of work for Question 7)? ☐ Yes ☒ No

If YES, please provide the reference numbers of plans, documents, professional reports, photographs etc in support of your application. If they are being provided separately from this form, please detail how they are being submitted.



Company Name

SITE-SPECIFIC RISK ASSESSMENT

(REFER TO GENERIC RISK ASSESSMENT FOR COMMERCIAL ARBORICULTURE: REF 2-5)

WORK SITE - Common Factors: a - p		2.1	<input checked="" type="checkbox"/>		
POWER LINES		2.2			
OTHER WAY LEAVES		2.3			
BUILDINGS/OBSTRUCTIONS		2.4			
ROADS/FOOTPATHS/PUBLIC AREAS		2.5			
SENSITIVE / EMOTIONALLY CHARGED		2.6			
OTHER (eg Over Water, Hospital, School, etc)					
WATERCOURSE		3.1			
PROTECTED SPECIES / HABITAT		3.2			
NOISE / DUST		3.3			
CHAINSAWS - Common Factors: a - f		4.1			
TREE CLIMBING - Common Factors: a - e		4.2			
CHAIN SAW IN TREE - Common Factors: a - c		4.3			
BRANCH REMOVAL		4.4			
LOWERING EQUIPMENT		4.5			
TREE FELLING		4.6			
DE-LIMBING AND CROSS-CUTTING		4.7			
STORM DAMAGE		4.8			
CHEMICAL APPLICATION		4.9			
OTHER (eg Bracing, Fencing, Planting, etc)					
BRUSHWOOD CHIPPER		5.1			
STUMP GRINDER		5.2			
WINCH		5.3			
BRUSHCUTTERS / CLEARING SAWS		5.4			
HEDGE-TRIMMERS		5.5			
MECHANISED POLE PRUNER		5.6			
MOBILE ELEVATED WORK PLATFORM		5.7			
CRANE		5.8			
LORRY-MOUNTED HYDRAULIC LOADING ARM		5.9			
OTHER (eg Unimog, Mobile Sawbench, Tub Grinder, etc)					

Application For Tree Works - Checklist

Only one copy of the application form and additional information (Question 8) is required. Please use the guidance and this checklist to make sure that this form has been completed correctly and that all relevant information is submitted. Please note that failure to supply precise and detailed information may result in your application being rejected or delayed. You do not need to fill out this section, but it may help you to submit a valid form.

Sketch Plan

- A sketch plan showing the location of all trees (see Question 8) ☐

For all trees (see Question 7)

- Clear identification of the trees concerned ☐
- A full and clear specification of the works to be carried out ☐

For works to trees protected by a TPO (see Question 8)

Have you:

- stated reasons for the proposed works? ☐
- provided evidence in support of the stated reasons? in particular:
 - if your reasons relate to the condition of the tree(s) - written evidence from an appropriate expert ☐
 - if you are alleging subsidence damage - a report by an appropriate engineer or surveyor and one from an arboriculturist. ☐
 - in respect of other structural damage - written technical evidence ☐
- included all other information listed in Question 8? ☐

10. Declaration - Trees

I/we hereby apply for consent/give notice for tree work as described in this form and the accompanying plans and additional information.

Signed - Applicant:

Or signed - Agent:

Date (DD/MM/YYYY):

17/8/09

(This date must not be before the date of sending or hand-delivery of the form)

11. Applicant Contact Details

Telephone numbers

Country code: National number: Extension number:

Country code: Mobile number (optional):

Country code: Fax number (optional):

Email address (optional):

12. Agent Contact Details

Telephone numbers

Country code: National number: Extension number:

Country code: Mobile number (optional):

Country code: Fax number (optional):

Email address (optional):

Electronic communication - If you submit this form by fax or e-mail the LPA may communicate with you in the same manner.

(Please see guidance notes)