

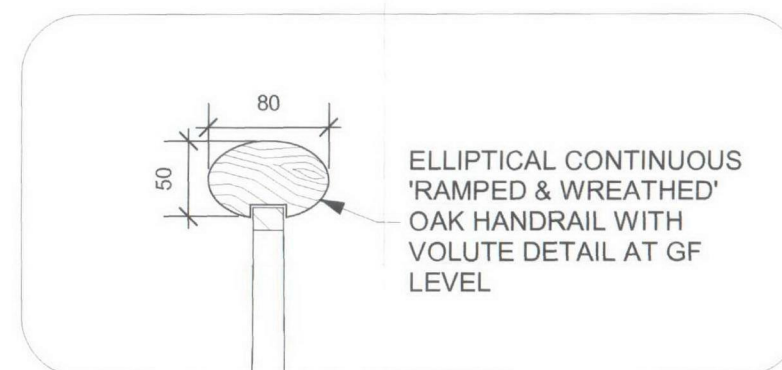
PLAN FROM GF TO 1F LEVEL



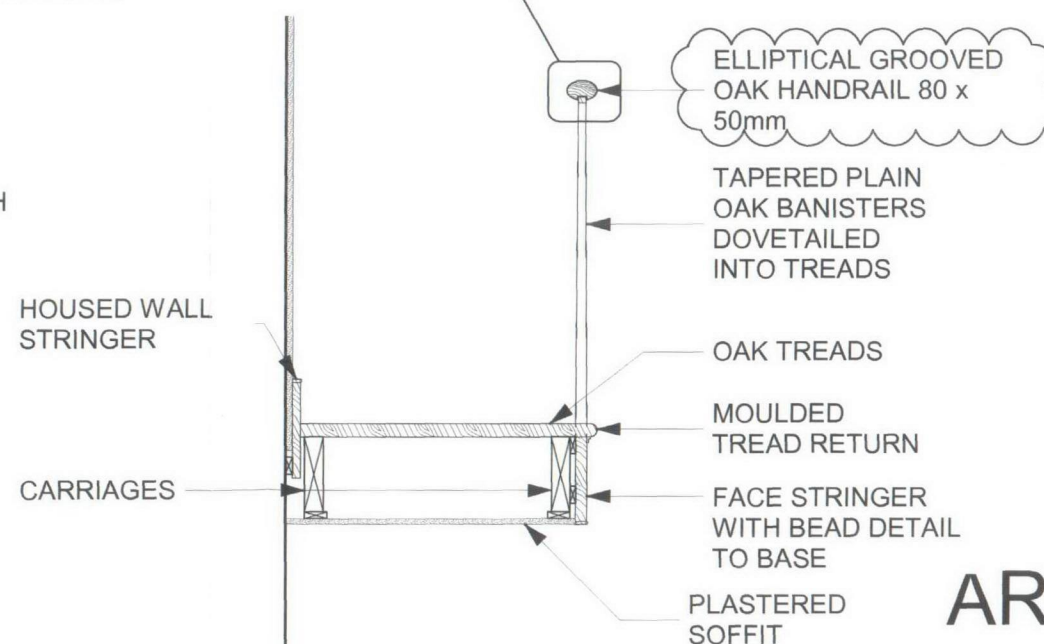
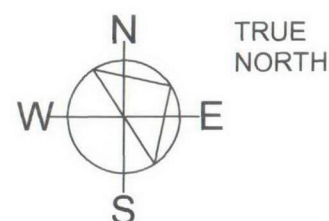
PHOTOGRAPHS OF EXISTING ORIGINAL STAIR AT NO. 31 CHALCOT SQUARE



NOTE: PROPOSED BALUSTERS TO BE SIMPLE TAPERED STYLE AS DWG - NOT AS PHOTOGRAPHS ABOVE



HANDRAIL DETAIL 1:5



TYPICAL SECTION THRO' NEW STAIR

## NOTES

1. Do not scale from drawing, use figured dimensions only after checking. Report any discrepancies or omissions to architect before ordering materials or putting work in hand.
2. Where any drawing is to be read in conjunction with any other drawing, including a specialist's drawing, the two drawings shall be cross-checked and any discrepancies in the work shown, including the dimensions, reported to the architect before the work is put in hand.
3. Where work to an existing building is involved, figured dimensions shown on drawings including those of specialists, shall be verified by measurement of the building and any discrepancy reported to the architect before the work is put in hand.

REV A PLAN EXTENDED TO 13/08/09  
1F; HANDRAIL SECTION ADDED

job  
33 CHALCOT SQUARE  
LONDON NW1 8YA

drawing  
GF STAIR  
PROPOSED DETAILS (1)

scale 1:20@A3 drawn EP date 18/06/09

drawing number 3245 / B/ P60 rev A

client  
MR P HALL

ANTHONY RICHARDSON AND PARTNERS TEL: 020 7485 0991  
ARCHITECTS AND QUANTITY SURVEYORS FAX: 020 7482 4622  
31 OVAL ROAD CAMDEN TOWN LONDON NW1 7EA EMAIL: mail@arparchitects.co.uk

This drawing is the property of ARP Anthony Richardson & Partners Ltd. Copyright is reserved on them and the drawing is issued on the condition that it is not copied, reproduced, retained or disclosed to any unauthorised person either wholly or in part without the written consent of the Company.

ARP