– SECOND PLAN
SCALE 1:20

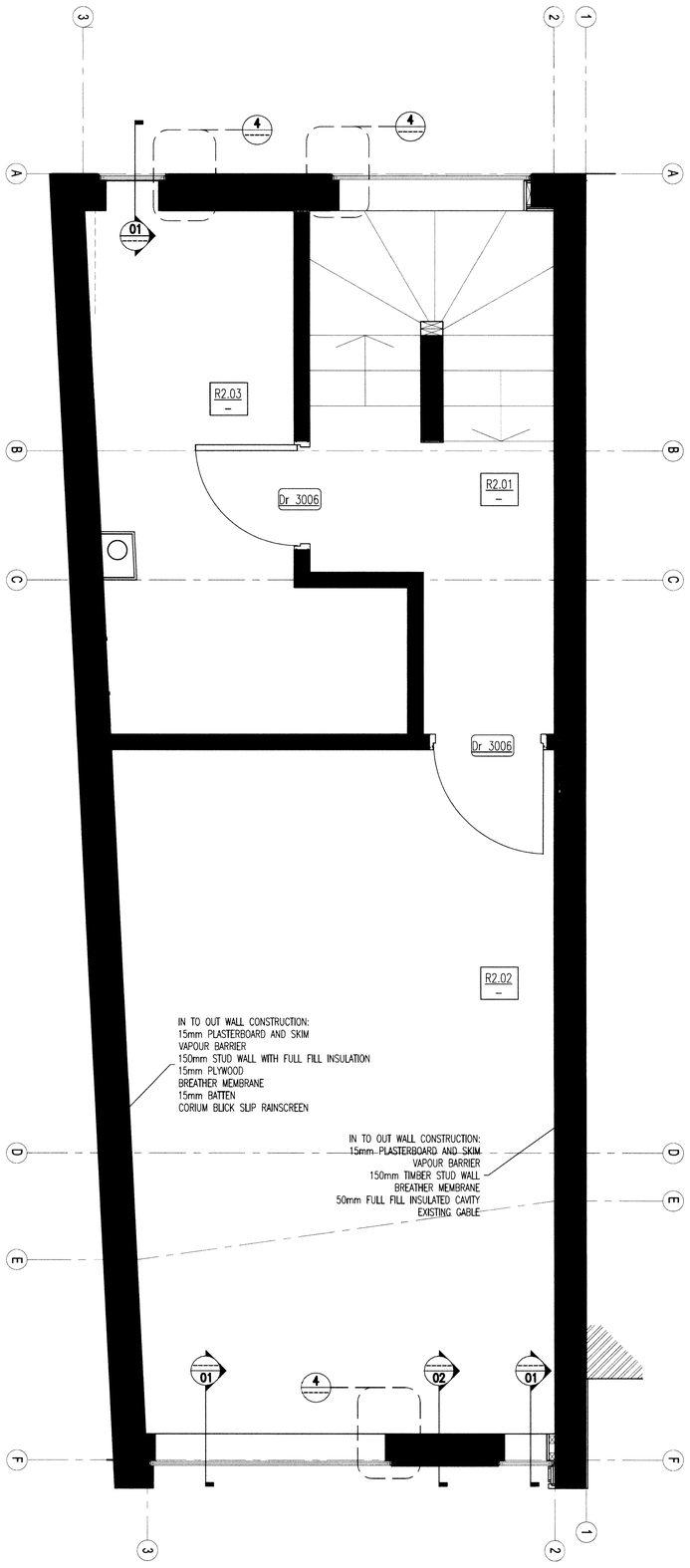

1 WINDOW DETAIL
SCALE 1:5

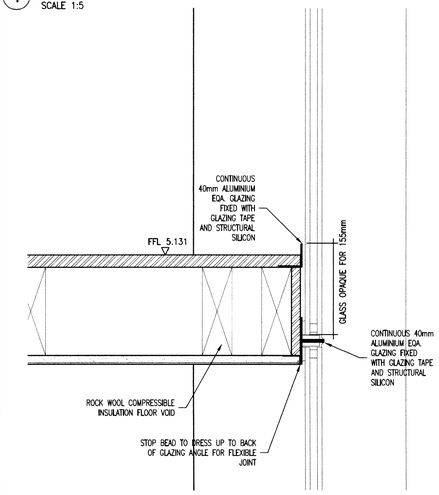

2 WALL DETAIL
SCALE 1:5

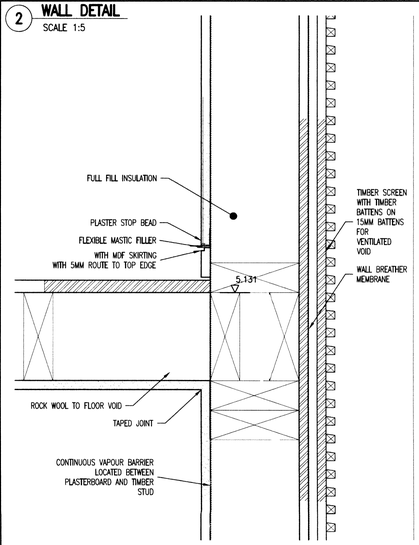

3 –
SCALE 1:5

4 WINDOW REVEAL
SCALE 1:5

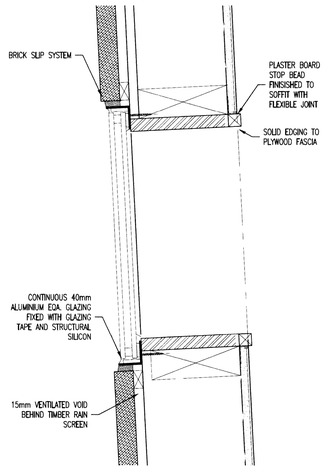

5 WINDOW HEAD DETAIL
SCALE 1:5

6 WINDOW HEAD DETAIL
SCALE 1:5

MICHAEL AUKETT ARCHITECTS

Revision:
C 1 CONSTRUCTION DWG FIRST ISSUE 26.05.09 CB

Unspecified dimensions are not to be scaled off this drawing. If dimensions or details on these drawings conflict with other drawing information precedence shall be given to the larger scale drawings. Where the drawing relates to existing buildings or completed construction the contractor is responsible for checking that there is no conflict between actual building dimensions and drawing dimensions. In the event of discrepancies between this drawing and subcontractor's working drawings for relevant building components, the subcontractor's drawing shall take precedence. Any conflicts arising out of information as noted above must be reported immediately to Michael Aukett Architects. This drawing is the copyright of Michael Aukett Architects and it is forbidden to reproduce this drawing in part or full without written permission. All dimensions are in millimetres unless otherwise stated.

MICHAEL AUKETT ARCHITECTS
Atlantic Court, 77 Kings Road, London SW3 4NX
Tel: 020 7376 7525 Fax: 020 7376 5773

Client
C.M.Bryan

Project
LAND ADJOINING
No 9 St. Martins Close

Title
SECOND FLOOR PLAN
+ DETAILS

Scale VARIOUS A1 Date MARCH

Issue Status
INFORMATION
Stages J-K (Construction)

By Chk. Appr.

Drawing Number 483\1622 C1 Rev.

© COPYRIGHT 2009 MICHAEL AUKETT ARCHITECTS LIMITED