








LEGEND

-  Twin switched socket outlet
-  Single switched socket outlet
-  Twin data/telephone outlet
-  Switched fused connection unit
-  2x49W T5 direct/indirect LG3 luminaire HF control gear, surface or suspended as required. Lumintron Remo,
-  As A but with 1-10V dimming control gear.
-  38W 2D opal circular wall light. Lumintron

NOTES

1. The works comprise manufacturing, factory testing, supply, delivering to site, manoeuvring into position, erection, connecting up, testing, commissioning, performance testing and handing over in working order the complete electrical installation.
2. Include all items of either a temporary or permanent nature which may or may not be detailed or shown on the drawings but which are by implication associated with the works or by generally accepted standards of good practice necessary and/or essential to render the installation complete and safe in operation.
3. Ensure the completed installation meets the specified and/or implied performance for the installation.
4. Carry out the works and complete the works in every respect to the reasonable satisfaction of the Engineer and in conformity with the reasonable directions and requirements of the Engineer.
5. The works shall be carried out in accordance with the 17th edition of the IEE Wiring Regulations, BS7671 and all other relevant British Standards, Codes of Practice etc.
6. Fully coordinate all aspects of the Works with themselves, the structure, architecture and systems, equipment & services installed by Others.
7. All redundant materials to be disposed of by an approved contractor in accordance with WEEE regulations.
8. Provide a small power system comprising of socket outlets and other accessories fed from the local distribution boards via LSF T&E cables concealed with floor/celling voids/dado trunking and in flush conduit within walls.
9. The positioning of dado trunking shall be coordinated with panelling, windows, radiators etc. in conjunction with the Client prior to installation.
10. All wiring accessories shall be MK logic plus range.
11. The distribution board shall be Merlin Gerin Isobar range.
12. Small power circuits shall generally be 32A type B 2 LSF twin & 30mA RCD ringmains wired using 2.5mm earth cabling. Cleaners socket circuits shall be 20A 30mA 2 radial circuits, RCD 4mm
13. Each distribution board shall be fed from the basement 2 XLPE/SW/LSF intake, 60A SPAN fuse, 3 core 25mm cable
14. Data cabling/power requirements to be agreed with the Clients data specialist
15. Audio visual system cabling and power supplies to be agreed with the Clients AV specialist.
16. Provide a complete lighting system comprising luminaires, lamps, switches and controls fed from local distribution boards via LSF T&E cabling concealed within floor/celling voids and in flush conduit within walls.
17. Lighting circuits shall be 10A type C MCBs with 2 LSF twin & earth cabling, 1.5mm
18. Provide a complete emergency lighting system comprising maintained 3 hour duration conversion packs integral to normal lighting luminaires. Provide a maintained supply at all times to each emergency luminaire/conversion pack. Test switches shall be provided local to the areas served.
19. All wiring accessories shall be MK logic plus range.
20. The existing fire detection and alarm system shall be retained.

rev	date	description

mkp
consultants ltd

Units 2&3, Burcot Farm
East Stratton, Winchester
Hants. SO21 3DZ
Tel: 01962 774665 Fax: 01962 774724 E-mail: info@mkpg.com

Building Services
Consultants

Client
Birkbeck College
University of London
Department of Estates and Facilities
Malet Street
London WC1E 7HX
Tel : 0171 631 6015
Fax : 0171 631 6019

Project Title
39-41 GORDON SQUARE

Drawing Title
**ELECTRICAL SERVICES
FOURTH FLOOR LIGHTING
& SMALL POWER LAYOUT**

Drawn SG	Date AUG'09	Checked	Approved
-------------	----------------	---------	----------

Scale 1:100	Size A4 A3 A1 A0	Issue Preliminary Tender Construction
----------------	------------------------	---

Drg. No. 2217-E-004	Rev P4
-------------------------------	------------------

